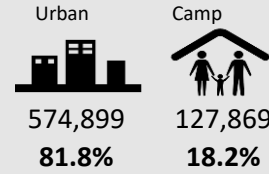
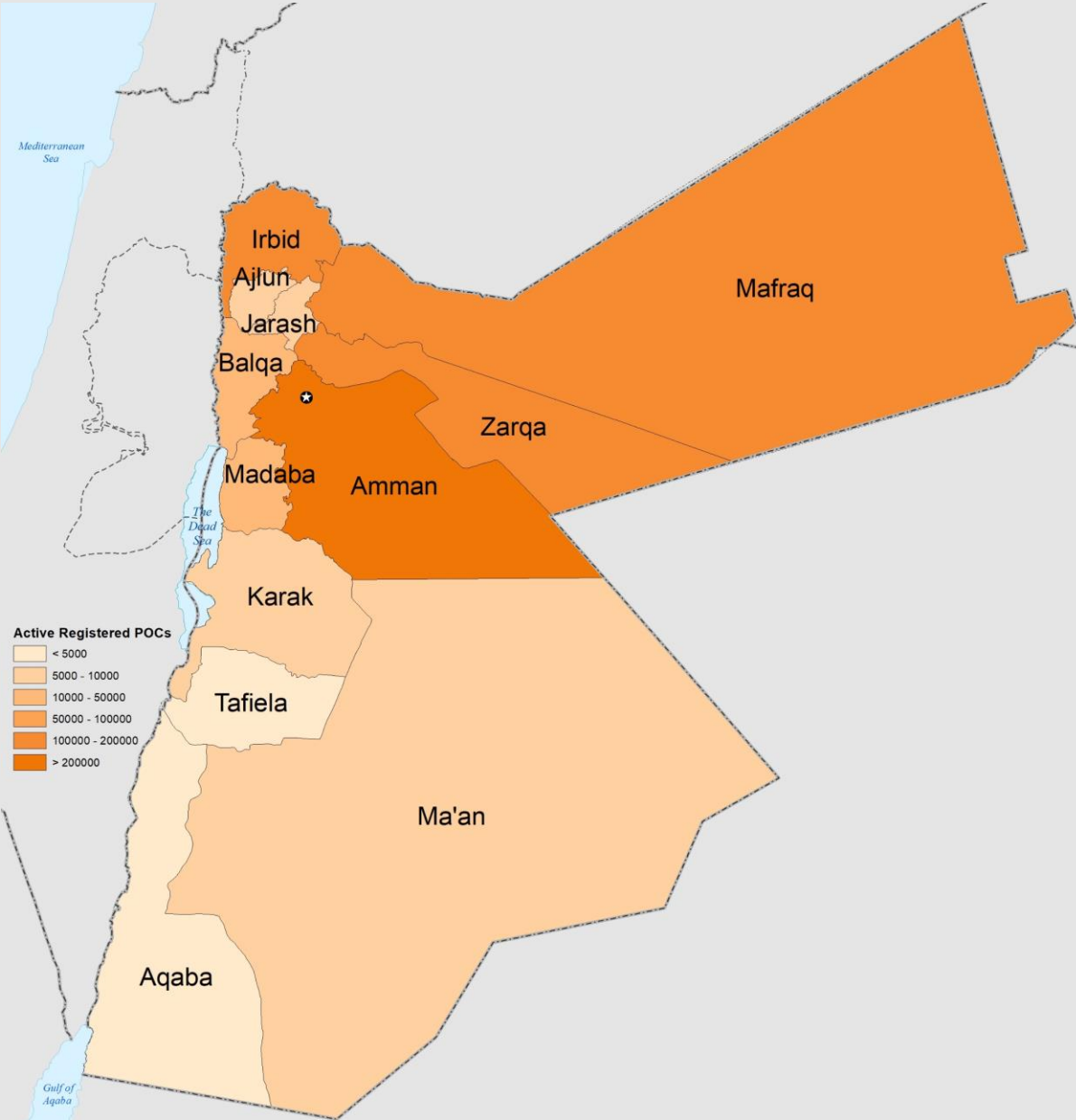
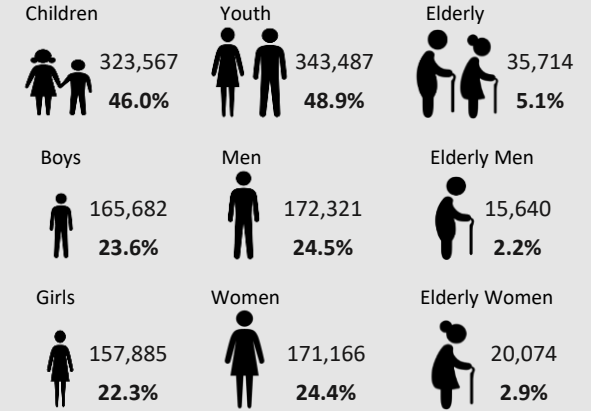


Registered Refugees and Asylum-Seekers: **702,768**



| Country of Origin |         |       |
|-------------------|---------|-------|
| Country           | Total   | %     |
| SYR               | 638,760 | 89.6% |
| IRQ               | 55,189  | 7.7%  |
| YEM               | 12,767  | 1.8%  |
| SUD               | 4,919   | 0.7%  |
| SOM               | 468     | 0.1%  |
| Other             | 775     | 0.1%  |

| Governorates |                |               |
|--------------|----------------|---------------|
| Amman        | 248,967        | 35.4%         |
| Irbid        | 125,081        | 17.8%         |
| Al Ma'raq    | 84,623         | 12.0%         |
| Zarqa        | 45,719         | 6.5%          |
| Al Balqa     | 18,562         | 2.6%          |
| Madaba       | 13,700         | 1.9%          |
| Ma'an        | 9,468          | 1.3%          |
| Al Karak     | 8,416          | 1.2%          |
| Jarash       | 8,293          | 1.2%          |
| Ajloun       | 5,576          | 0.8%          |
| Al Aqaba     | 4,457          | 0.6%          |
| Al Tafilah   | 1,534          | 0.2%          |
| Other        | 503            | 0.1%          |
| Zatari (C)   | 78,242         | 11.1%         |
| Azraq (C)    | 42,479         | 6.0%          |
| EJ (C)       | 6,855          | 1.0%          |
| Garden Camp  | 293            | 0.1%          |
| <b>Total</b> | <b>702,768</b> | <b>100.0%</b> |



| Gender & Age |               |                |                |                |                |               |                |       |
|--------------|---------------|----------------|----------------|----------------|----------------|---------------|----------------|-------|
| Age          | 0-4           | 5-11           | 12-17          | 18-35          | 36-59          | 60+           | Total          | %     |
| Male         | 40,345        | 69,868         | 55,469         | 103,049        | 69,272         | 15,640        | 353,643        | 50.3% |
| Female       | 38,913        | 66,295         | 52,677         | 99,370         | 71,796         | 20,074        | 349,125        | 49.7% |
| <b>Total</b> | <b>79,258</b> | <b>136,163</b> | <b>108,146</b> | <b>202,419</b> | <b>141,068</b> | <b>35,714</b> | <b>702,768</b> |       |
| <b>%</b>     | <b>11.3%</b>  | <b>19.4%</b>   | <b>15.4%</b>   | <b>28.8%</b>   | <b>20.1%</b>   | <b>5.1%</b>   | <b>100.0%</b>  |       |

| Specific Needs                      |        |       |
|-------------------------------------|--------|-------|
| Serious medical condition           | 94,544 | 13.5% |
| Disability                          | 55,570 | 7.9%  |
| Legal and physical protection needs | 27,018 | 3.8%  |
| Child at risk                       | 26,946 | 3.8%  |
| Single parent                       | 14,602 | 2.1%  |
| Woman at risk                       | 10,895 | 1.6%  |
| Older person at risk                | 7,377  | 1.0%  |
| Unaccompanied or separated child    | 1,738  | 0.2%  |

