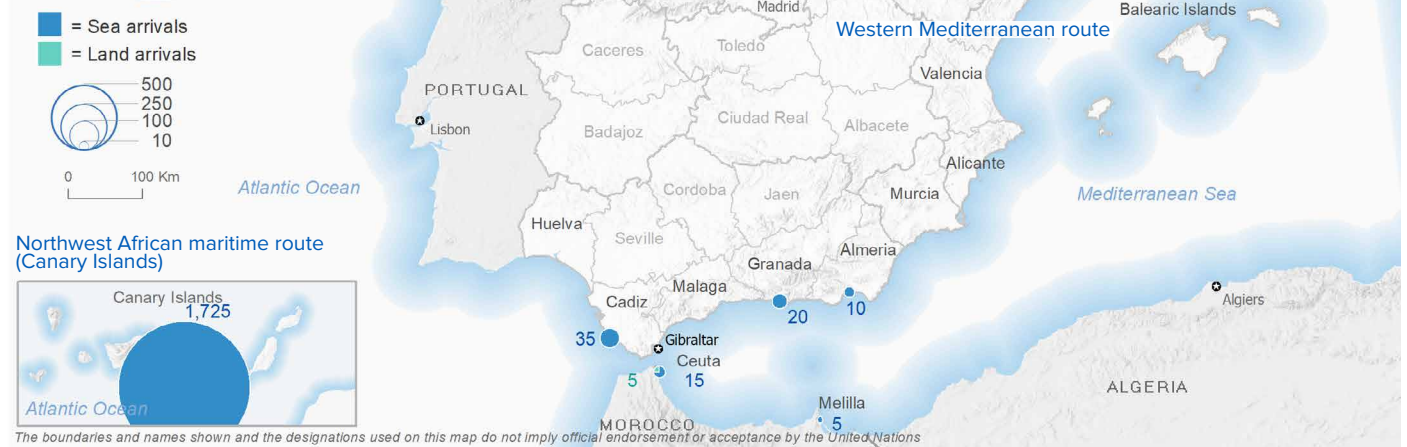


SPAIN Weekly snapshot - Week 23 (3 - 9 Jun 2024)

The charts below are based on figures from the Ministry of Interior and UNHCR estimates. All figures are provisional and subject to change

Refugees & migrants: sea and land arrivals in week 23¹



Arrivals in Spain

24,082
 Arrivals as of 9 June 2024²
+143%
 Dif. 2023

23,881
 Sea Arrivals²
 Dif. 2023: +147%

201
 Land Arrivals²
 Dif. 2023: -19%

1,812
 Arrivals Week 23¹
 Dif. last week: +492%
 Dif. 2023: +90%

Western Mediterranean

5,031
 Arrivals as of 9 June 2024²
+9%
 Dif. 2023

4,830
 Sea Arrivals²
 Dif. 2023: +10%

201
 Land Arrivals²
 Dif. 2023: -19%

88
 Arrivals Week 23¹
 Dif. last week: -55%
 Dif. 2023: -72%

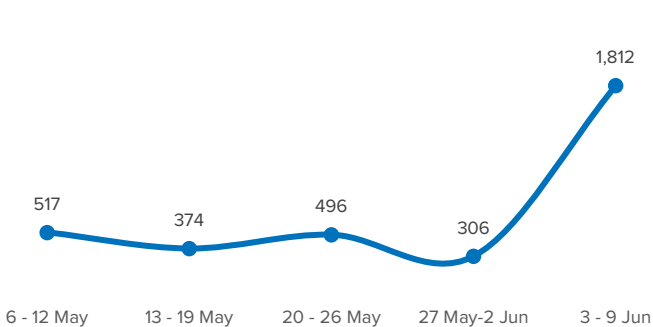
Northwest African maritime (Canary Islands)

19,051
 Arrivals as of 9 June 2024²
+260%
 Dif. 2023

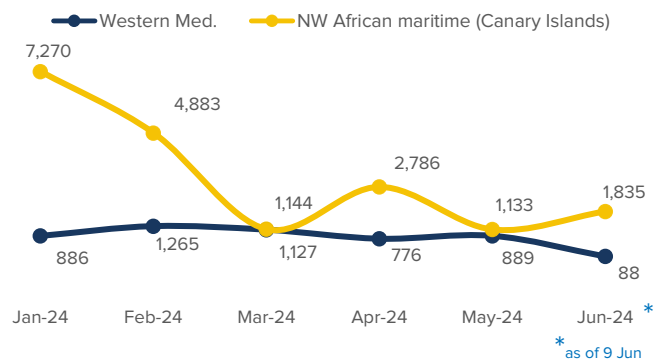
19,051
 Sea Arrivals²
 Dif. 2023: +260%

1,724
 Arrivals Week 23¹
 Dif. last week: +1,453%
 Dif. 2023: +169%

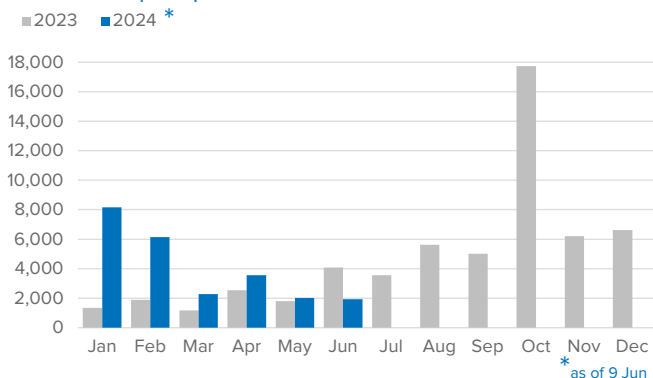
Arrivals in Spain during the last five weeks¹



Arrivals in Spain by route during the last six months²



Arrivals in Spain per month²



Arrivals in Spain per year²

