I. Refugees and Asylum Seekers in urban areas

Key Figures

7 320 Refugees and Asylum Seekers

4789 Refugees and Asylum Seekers biométrically registered

6 615 Registered Refugees

705 Asylum Seekers

Age and Gender of Refugee Population

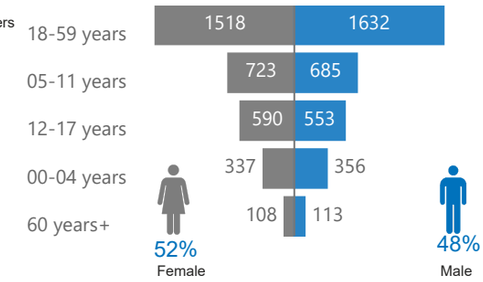

Age and Gender of Asylum Seekers

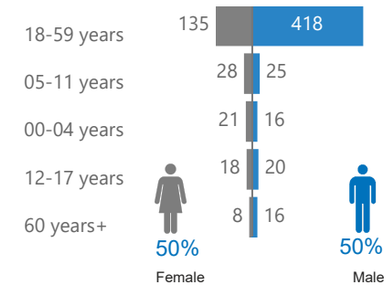

Urbans Asylum Seekers by location

Location	F	M	Total
Bukavu	4	8	12
Goma	23	18	41
Kinshasa	47	65	112
Lubumbashi	136	404	540
Total	**210**	**495**	**705**

Number of Cires	Total
Bukavu	638
Goma	1265
Kinshasa	297
Lubumbashi	1032
Total	**3232**

Urbans Refugees by location

Location	F	M	Total
Bukavu	667	609	1276
Goma	1095	950	2045
Kinshasa	464	476	940
Lubumbashi	1050	1304	2354
Total	**3276**	**3339**	**6615**

Urbans Asylum seekers by country of origin

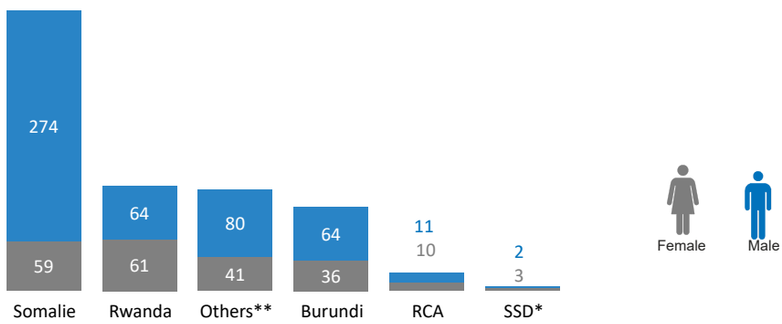

**Syrie(37), Angola(26), République du Congo,(10), Cameroun(11), etc.

Urbans refugees Profile

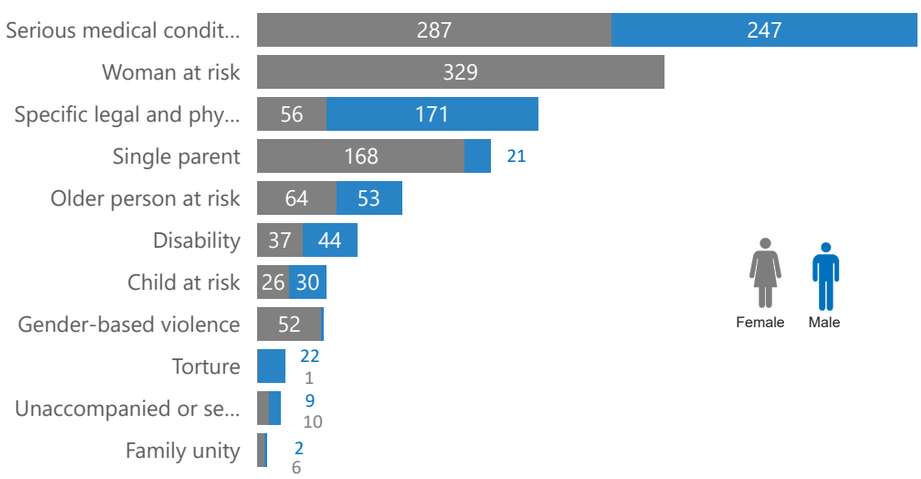

Individually recognized refugees living in the cities of Goma, Kinshasa, Lubumbashi and Bukavu are considered urban refugees in the DRCongo. Continuous registration is carried out in these areas. They are all in possession of identity documents issued by the government with UNHCR support.

Urbans Refugees by location by country of

Location	F	M	Tot
Bukavu	**667**	**609**	**1276**
Burundi	126	148	274
Rwanda	541	461	1002
Goma	**1095**	**950**	**2045**
Burundi	358	296	654
Ouganda	4	1	5
Rwanda	733	653	1386
Kinshasa	**464**	**476**	**940**
Angola	64	58	122
Burundi	24	14	38
Congo	46	68	114
Erithrée	4	3	7
IND		1	1
Liberia	3	2	5
Ouganda	7	11	18
RCA	165	184	349
Rwanda	116	106	222
Sierra Leonne		1	1
SSD	30	23	53
SUD	1	3	4
Syrie	1		1
Tchad	3	2	5
Lubumbashi	**1050**	**1304**	**2354**
Angola	1	1	2
Burundi	603	803	1406
Congo	0	1	1
Cote d'ivoire	6	4	10
RCA	11	12	23
Rwanda	413	462	875
Somalie	10	11	21
Syrie	6	10	16
Total	**3276**	**3339**	**6615**

SSD: South Sudan
SUD: Sudan
RCA: Central African Republic

II. Central African Refugees and Asylum Seekers

Key Figures

210 483 Refugees and Asylum Seekers

153 172 Refugees and Asylum Seekers biometrically registered

210 437 Registered Refugees

46 Asylum Seekers

Age and Gender of Refugee Population

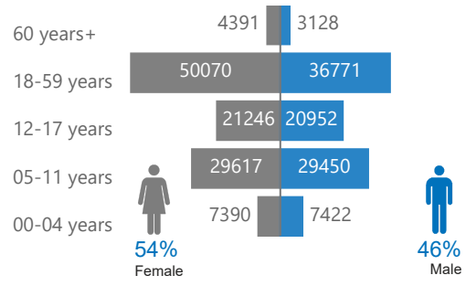

Age and Gender of Asylum Seekers

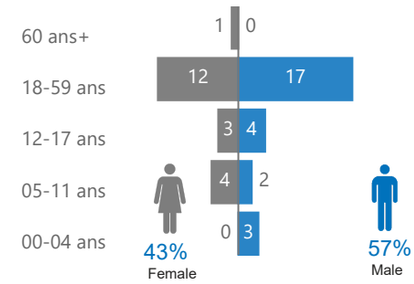

Central African Refugee Population by Type of Location

Rural	In settlements	Urban
159 960	50 105	372
76.01%	23.81%	0.18%

Central african Refugee in settlements

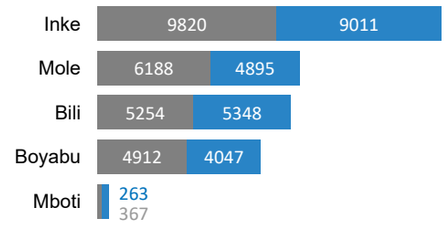

Refugees in the developpement pole

Location	F	M	Sum of Total
Modale	3398	2955	6353
nzakara	4800	3939	8739
sidi	2129	2043	4172
wenze	3606	2567	6173
Total	**13933**	**11504**	**25437**

Locations of Central African Refugee Population in DRC

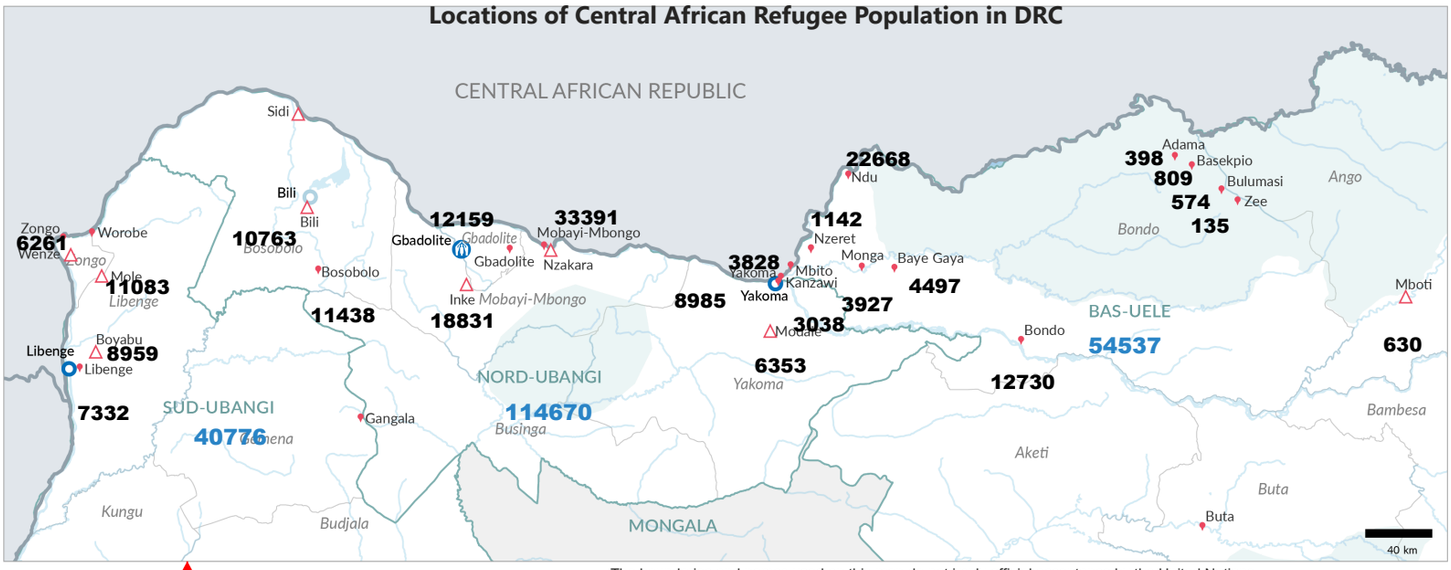

The boundaries and names used on this map do not imply official acceptance by the United Nations.

- Refugee Location
- Refugee Settlement
- UNHCR Sub-Office
- UNHCR Field-Office
- UNHCR Field-Unit
- International Boundary
- Provincial Border
- Other Countries
- Park
- Territorial Border

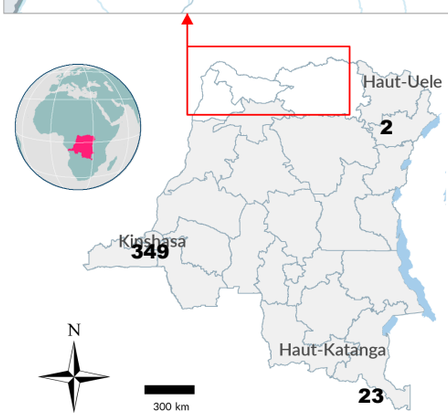

Central African Refugee Population Trend (2019 - 2024)

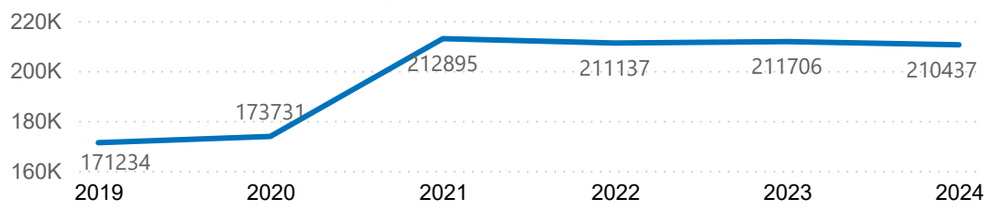

Comments about the figures of Central African refugees

210,483 Central African refugees and asylum seekers in the DRC as of 31/5/2024, including **210,437** refugees and **46** asylum seekers with government-issued identity documents with UNHCR support. There is a decrease of **0.4%** compared to the data for April 2024 after repatriation activities.

III. South Sudanese Refugees and Asylum Seekers

Key Figures

55 178 Reugees and Asylum Seekers

32 506 Refugees and Asylum Seekers biometrically registered

49 906 Registered Refugees

5 272 Asylum Seekers

Age and Gender of Refugee Population

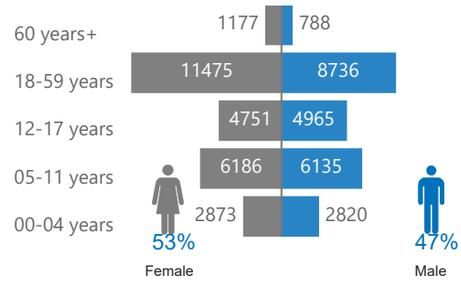

Age and Gender of Asylum Seekers

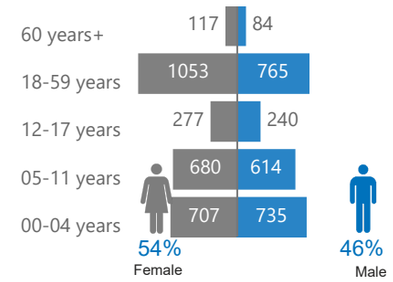

South Sudanese Refugee Population by Type of Location

Rural	In settlements	Urban
14 743	35 110	53
29.54%	70.35%	0.11%

South Sudanese Refugee in settlements

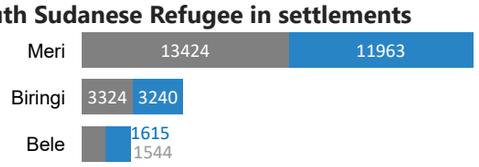

South Sudanese Urban refugee

Location	F	M	Sum of Total
Kinshasa	30	23	53
Total	**30**	**23**	**53**

Location of South Sudanese Refugees in DRC

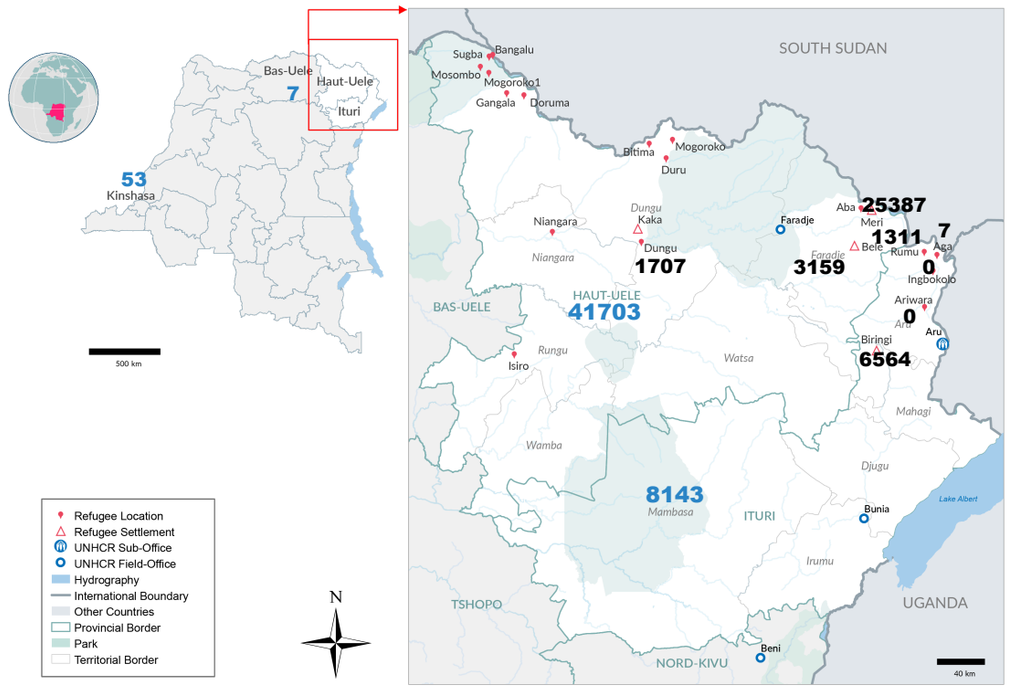

The boundaries and names used on this map do not imply official acceptance by the United Nations.

South Sudanese Refugee Population Trend (2019 - 2024)

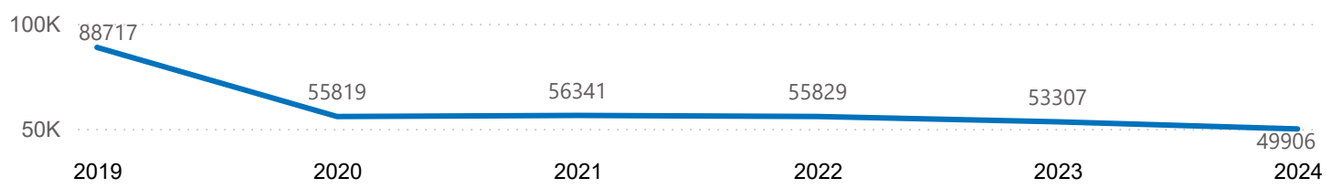

Comments about the figures of South Sudanese refugees

As of 31/5/2024, we have **55,178** South Sudanese refugees and asylum seekers in the DRC with government-issued identity documents with UNHCR support. A reduction of 0.25% is observed after the verification operation by the Aru office where the absent people have been inactivated.

IV. Burundian Refugees and Asylum Seekers

Key Figures

52 306 Refugees and Asylum Seekers

32 736 Refugees and Asylum Seekers biometrically registered

51 793 Registered Refugees

513 Asylum Seekers

Age and Gender of Refugee Population

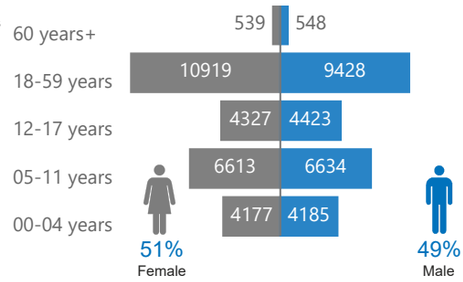

Age and Gender of Asylum Seekers

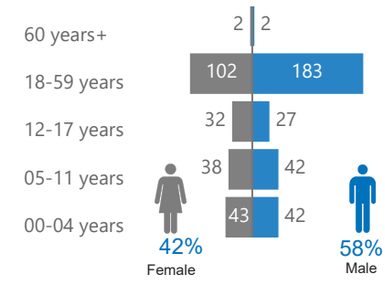

Burundian Refugee Population by Type of Location

Rural	In settlements	Urban
11 232	38 189	2 372
21.69%	73.73%	4.58%

Burundian Refugee in settlements

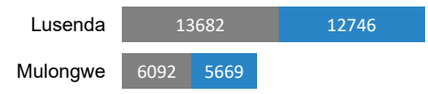

Burudian Urban refugee

Location	F	M
Lubumbashi	603	803
Goma	358	296
Bukavu	126	148
Kinshasa	24	14
Total	**1111**	**1261**

Location of Burundian Refugees in DRC

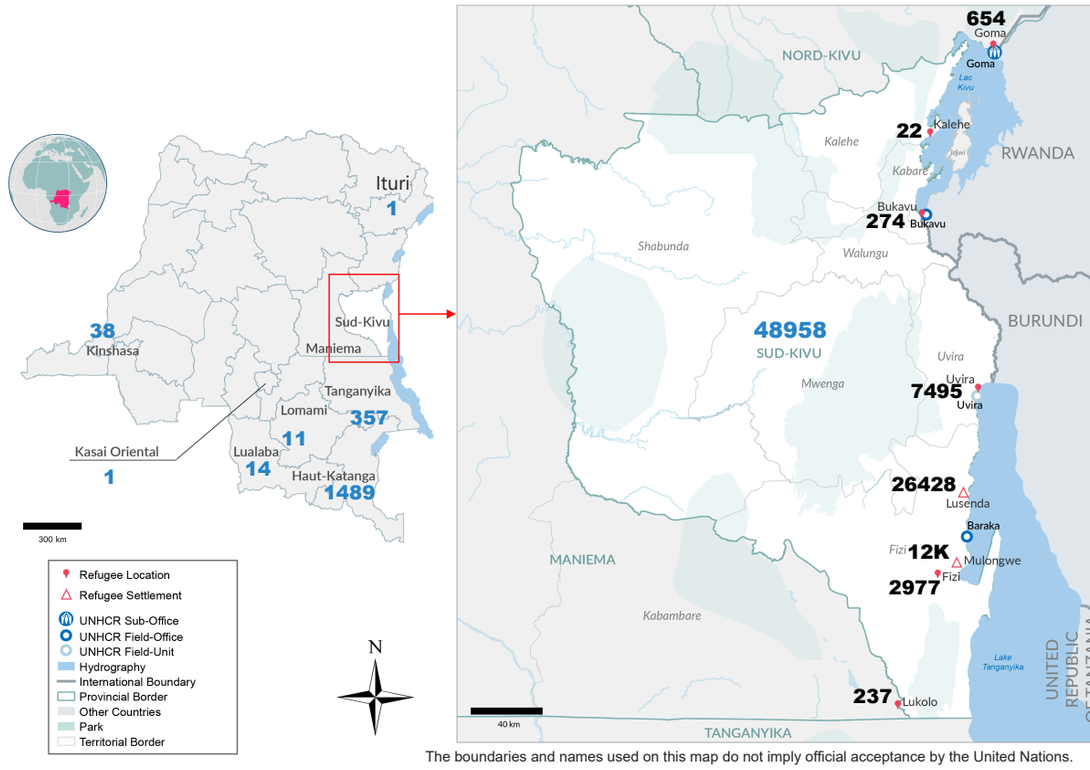

The boundaries and names used on this map do not imply official acceptance by the United Nations.

Burundian Refugee Population Trend (2019 - 2024)

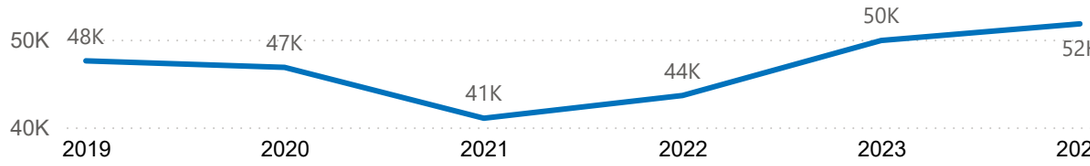

Comments about the figures of Burundian refugees

52,306 Burundian refugees and asylum seekers in the DRC as of 31/5/2024, including **51,793** refugees and **513** asylum seekers. There was an increase of **4%** compared to April due to the recognition by the eligibility commission of **2 046** asylum seekers as refugees during the month. All refugees and asylum-seekers hold government-issued identity documents with technical support from UNHCR.

V. Rwandese Refugees and Asylum Seekers

Key Figures

206 819 Refugees and Asylum Seekers

75 080 Refugees and Asylum Seekers biométrically registered

206 640 Registered Refugees

179 Asylum Seekers

Age and Gender of Refugee Population

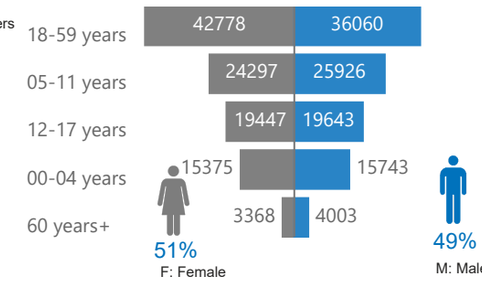

Age and Gender of Asylum Seekers

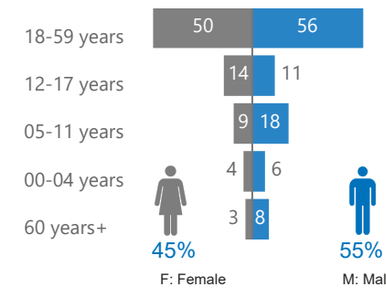

Rwandese Refugee Population by Type of Location

Rural	Urban
203 155	3 485
98.31%	1.69%

Refugee rwandese in province

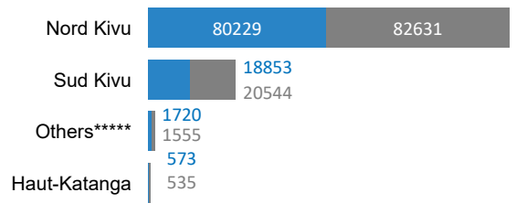

Rwandese Urban refugee

Localisation	F	M
Bukavu	541	461
Goma	733	653
Kinshasa	116	106
Lubumbashi	413	462
Total	**1803**	**1682**

Location of rwandese Refugees in DRC

The boundaries and names used on this map do not imply official acceptance by the United Nations.

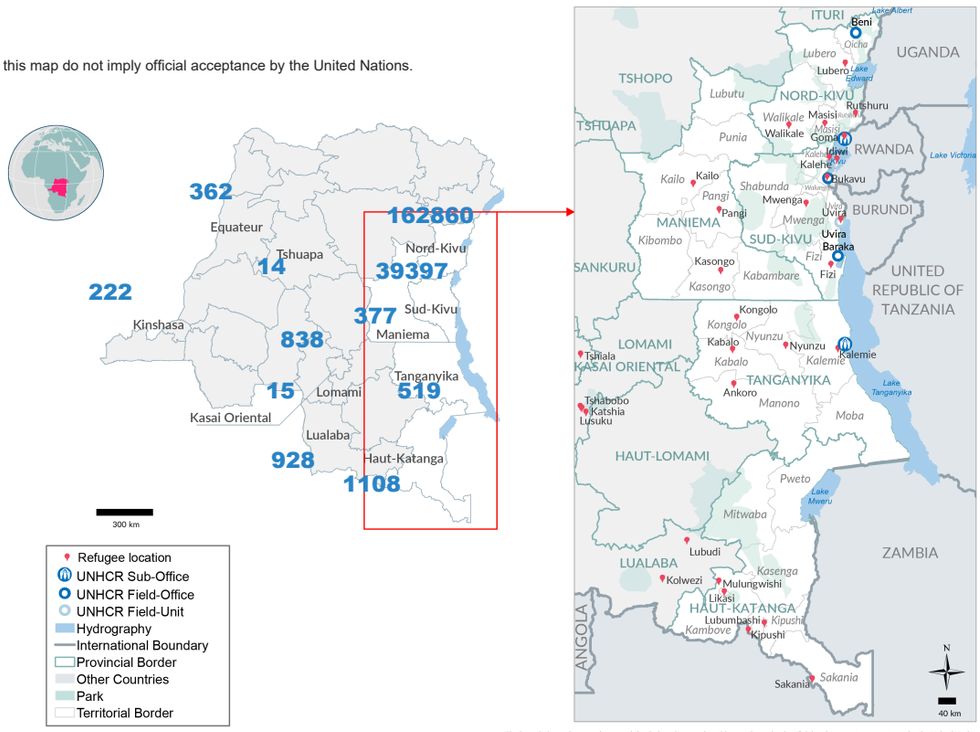

Rwandese Refugee Population Trend (2019 - 2024)

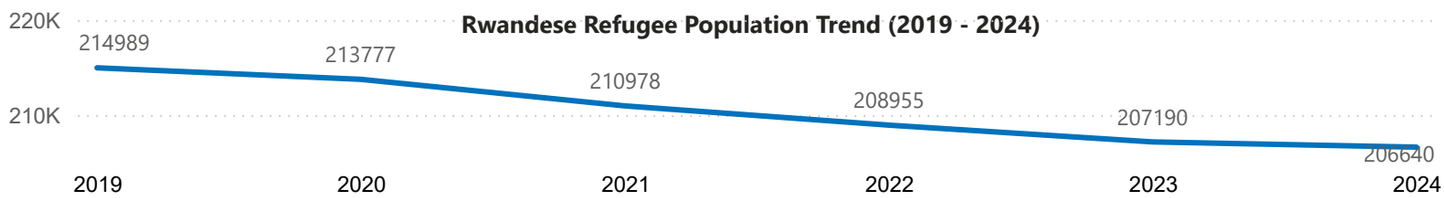

Comments about the figures of rwandese refugees

The presence of armed groups, military operations and inaccessibility in areas with a high concentration of refugees have made it difficult to finalize the registration of Rwandan refugees in the provinces of North and South Kivu. Ongoing registration is effective in accessible areas. The same applies to the repatriation of Rwandan refugees continues. Since the beginning of 2024, 302 Rwandans have been repatriated to their country.