

Key Figures



60,098

Estimated Arrivals
11,005 Households



51,708 **

Individuals registered
11,562 Household
(**) 48,345 with biometrics



20,245

Person with Specific Need



19,196

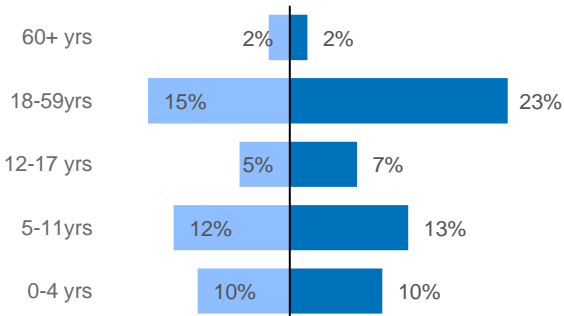
Children at School Age

Age and Gender Breakdown*

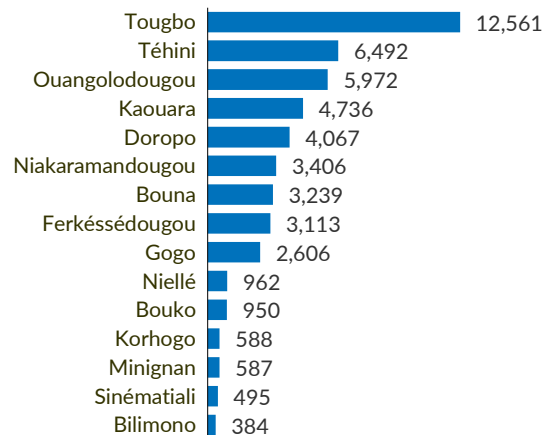
Male (45%)



Female (55%)

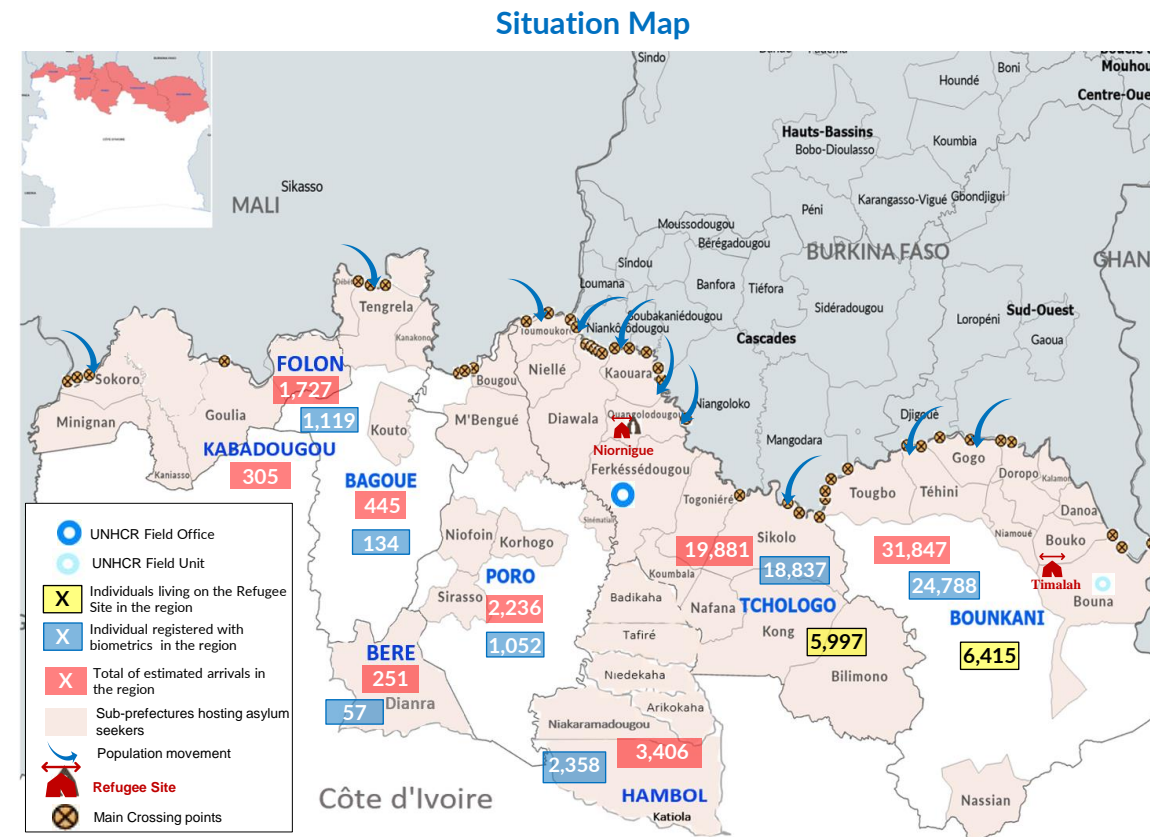
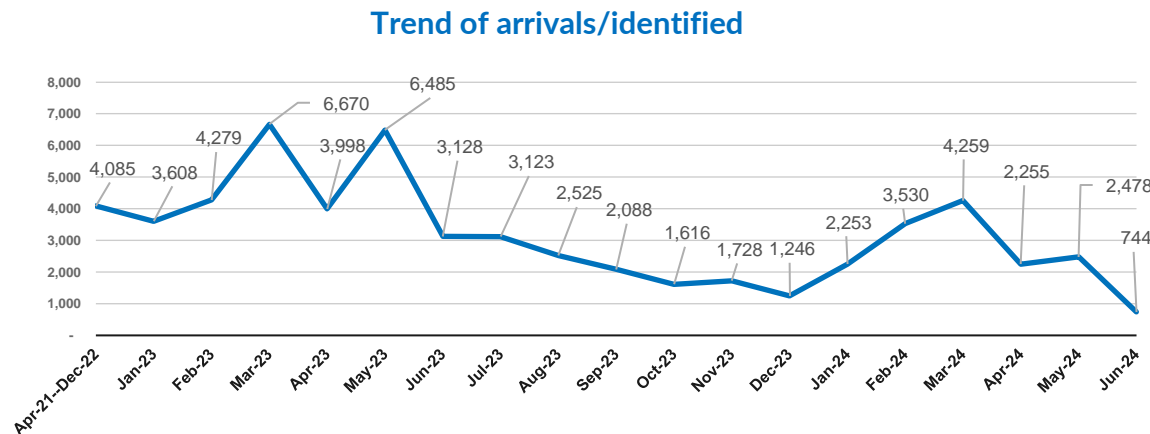


Sub-prefectures hosting asylum seekers*



(*) sub-prefecture having received at least 100 asylum seekers

New arrivals from Burkina Faso and Mali are currently registered as asylum seekers. The main reasons for the departure of asylum seekers from their villages in Burkina Faso are **armed conflicts / generalized insecurity, threats, intimidation and attacks by non-state armed groups in the villages.**



(*) The data is exclusively that of biometrically registered persons.
The boundaries and names shown and the designations used on this map do not imply official endorsement or acceptance by the United Nations.

Country of Origin of registered asylum seekers

Burkina Faso	50,528
Mali	1,164
Niger	8
Mauritanie	8

Principal régions of origin in Burkina Faso *

Cascades	51%
Hauts-Bassins	15%
Sud-Ouest	12%
Boucle du Nord	8%
Nord	7%
Centre-Nord	3%
Sahel	3%

Principal regions of origin in Mali *

Sikasso	39%
Mopti	37%
Ségou	17%
Tombouctou	3%
Koulikoro	3%

Distribution of specific needs*

77% of the population of asylum seekers from Burkina Faso or Mali in Côte d'Ivoire have at least one specific need*

Enfant à risque	64%
Femme à risque	23%
Personne âgée à risque	5%
Parent célibataire	3%
Besoins spécifiques de protection..	2%
Handicap	1%
Condition médicale grave	1%
Enfant non accompagné ou séparé	1%
Unité familiale	1%

Children and women in reproductive age*

57% of the asylum seekers population in Côte d'Ivoire are children.

55% of the female asylum seekers population are of reproductive age (13-49 years).