

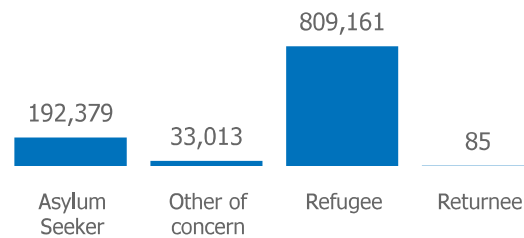
8,823,790

FORCIBLY DISPLACED PEOPLE
& RETURNEES (1)

As a result of persecution, conflict, violence, human rights violations, or events seriously disturbing public order.

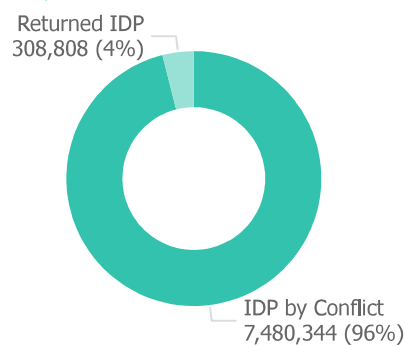
1,034,638

Refugees, asylum-seekers, other of concern & returnees (12% of the overall forcibly displaced people and returnees population)

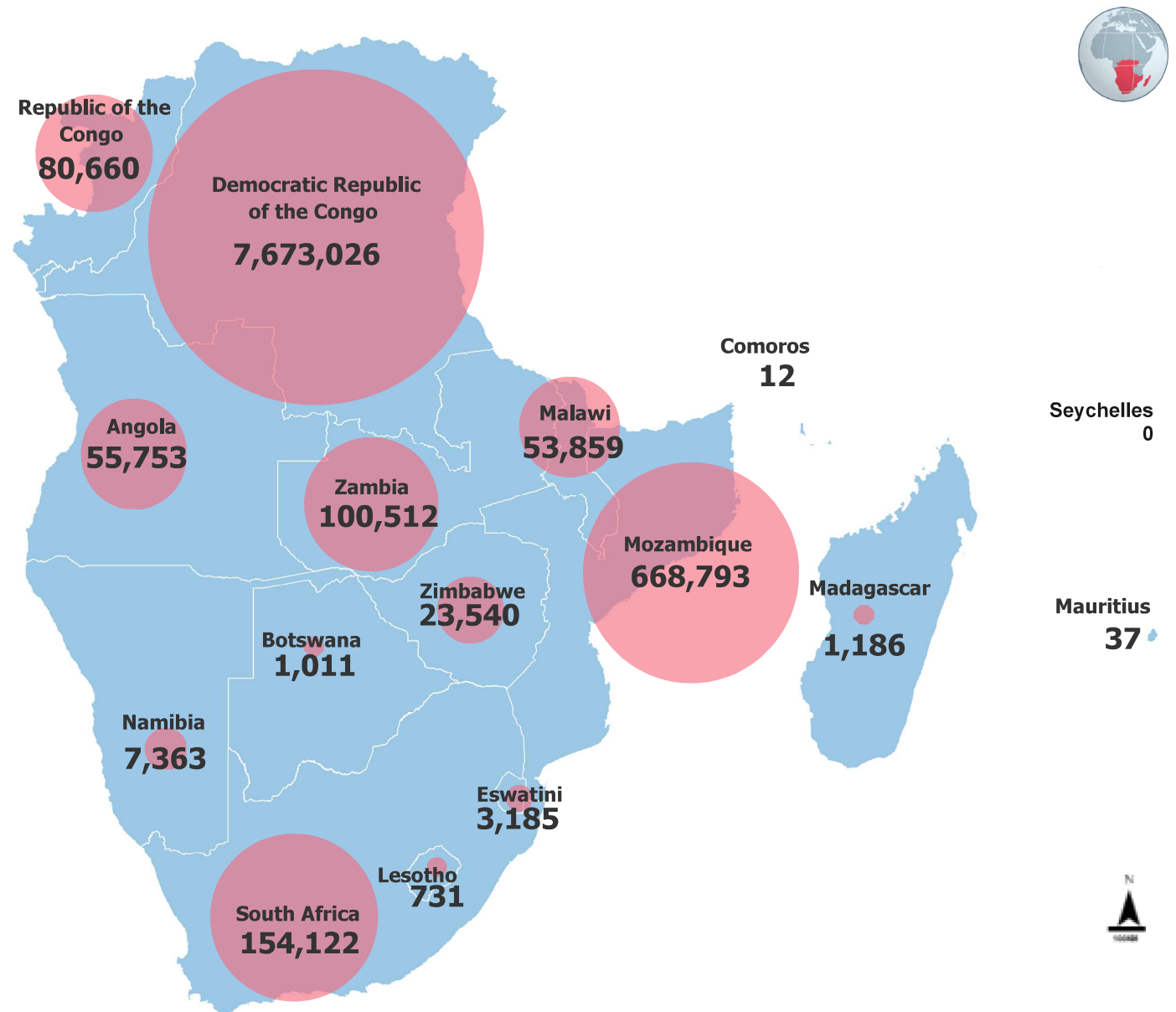


7,789,152

Conflict-induced Internally displaced person (IDPs) and returned IDPs (88% of the overall forcibly displaced people and returnees population)



(1) In addition, there are 1118 232 people displaced internally in the context of disasters and climate change. The displacement occurred in the following countries: Malawi (659 278), The Democratic Republic of the Congo (291 114), Mozambique (126 305) and Zimbabwe (41 535).



The boundaries and names shown and the designations used on this map do not imply official endorsement or acceptance by the United Nations

Summary population table

Country of Asylum	Refugee	Asylum-Seeker	Other of Concern	IDP by Conflict	Returned IDP	Refugee Returnee	Statelessness	Host Community	Total
Democratic Republic of the Congo	522,410	5,083		6,897,580	247,868	85			7,673,026
Other	379,759	4,658		5,978,950	247,868	85			6,611,320
IDP Camp				918,630					918,630
Lusenda	26,423	3							26,426
Meri	25,377	26							25,403
Inke	18,797	94							18,891
Mulongwe	11,764	23							11,787
Mole	11,082								11,082
Bili	10,607	6							10,613
Boyabu	8,964								8,964
Nzakara	8,739								8,739
Biringi	6,610								6,610
Wenze	6,297								6,297
Sidi	4,172								4,172
Bele	3,189	273							3,462
Mboti	630								630
Mozambique	5,464	18,302	1,323	582,764	60,940				668,793
Other	2,644	13,633	871	582,764	60,940				660,852
Maratane Camp	2,820	4,669	452						7,941
South Africa	67,151	86,971							154,122
Unknown	67,151	86,971							154,122
Zambia	74,781	8,081	17,650						100,512
Meheba	31,113	695	9,752						41,560
Mayukwayukwa	18,691	108	7,131						25,930
Other	17,564	6,091	767						24,422
Mantapala	7,413	1,187							8,600
Congo	61,260	6,769	12,631						80,660
Other	49,189	5,819	12,420						67,428
Site du 15 Avril	6,154	950	184						7,288
Site de Bouemba	5,917		27						5,944
Angola	25,272	30,279	202						55,753
Unknown	17,365	30,023	141						47,529
Lovua Settlement	6,208								6,208
Other	1,699	256	61						2,016
Malawi	35,242	18,613	4						53,859
Dzaleka	33,830	16,992	4						50,826
Other	1,412	1,621	0						3,033
Zimbabwe	9,683	12,844	1,013						23,540
Tongogara	8,796	6,267	915						15,978
Other	677	6,564	66						7,307
Unknown	210	13	32						255
Namibia	5,348	1,939	76						7,363
Osire	4,808	1,645	24						6,477
Other	540	294	52						886
Eswatini	1,232	1,938	15						3,185
Other	1,232	1,938	15						3,185
Madagascar	86	1,081	19						1,186
Other	86	1,081	19						1,186
Botswana	778	159	74						1,011
Dukwe	612	8	34						654
Other	166	151	40						357
Lesotho	436	289	6						731
Other	436	289	6						731
Mauritius	8	29							37
Other	8	29							37
Comoros	10	2							12
Other	10	2							12
Seychelles								0	0
Other								0	0
Total	809,161	192,379	33,013	7,480,344	308,808	85		0	8,823,790
2024 Planning Figures	801,229	206,033	30,640	8,562,543	2,300,000	16,025	182,393	300,000	12,398,863
Progression (Pop-PF)	101.0%	93.4%	107.7%	87.4%	13.4%	0.5%	0.0%	0.0%	71.2%

Notes: The figures are subject to change; *IDPs by disaster are not included; **'Other' in the location refers to any known location other than camp or settlement sites, covering both urban and rural areas; ***self-settled refers to the individuals without available information such as their names and locations, and their locations are categorized to be 'unknown'; those by location in Congo, Democratic Republic of the Congo and Zimbabwe could be different from the numbers operation report due to inconsistency in proGres.

contact : UNHCR RBSA/DIMA, rsarbdima@unhcr.org