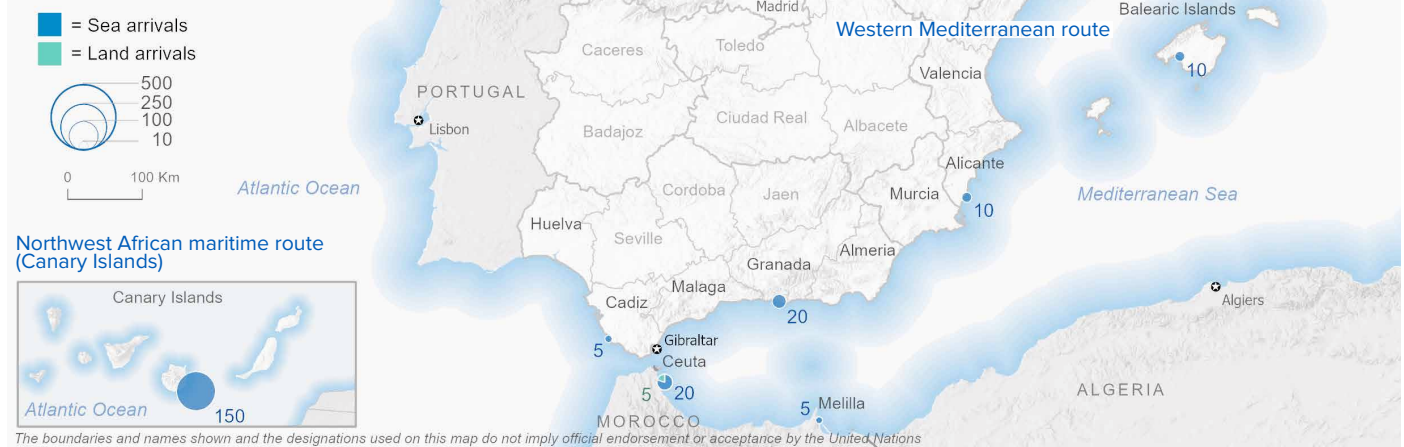


# SPAIN Weekly snapshot - Week 26 (24 - 30 Jun 2024)

The charts below are based on figures from the Ministry of Interior and UNHCR estimates. All figures are provisional and subject to change

## Refugees & migrants: sea and land arrivals in week 26<sup>1</sup>



### Arrivals in Spain

**25,250**  
 Arrivals as of 30 June 2024<sup>2</sup>  
+98%  
 Dif. 2023

**25,038**  
 Sea Arrivals<sup>2</sup>  
 Dif. 2023: +101%

**212**  
 Land Arrivals<sup>2</sup>  
 Dif. 2023: -27%

**221**  
 Arrivals Week 26<sup>1</sup>  
 Dif. last week: -45%  
 Dif. 2023: -77%

### Western Mediterranean

**5,773**  
 Arrivals as of 30 June 2024<sup>2</sup>  
+4%  
 Dif. 2023

**5,561**  
 Sea Arrivals<sup>2</sup>  
 Dif. 2023: +5%

**212**  
 Land Arrivals<sup>2</sup>  
 Dif. 2023: -27%

**70**  
 Arrivals Week 26<sup>1</sup>  
 Dif. last week: -75%  
 Dif. 2023: -77%

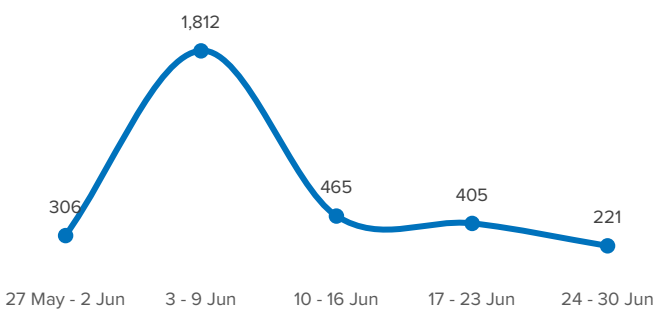
### Northwest African maritime (Canary Islands)

**19,477**  
 Arrivals as of 30 June 2024<sup>2</sup>  
+170%  
 Dif. 2023

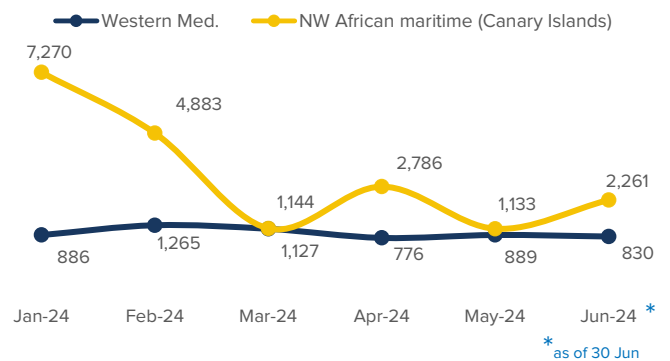
**19,477**  
 Sea Arrivals<sup>2</sup>  
 Dif. 2023: +170%

**151**  
 Arrivals Week 26<sup>1</sup>  
 Dif. last week: +16%  
 Dif. 2023: -76%

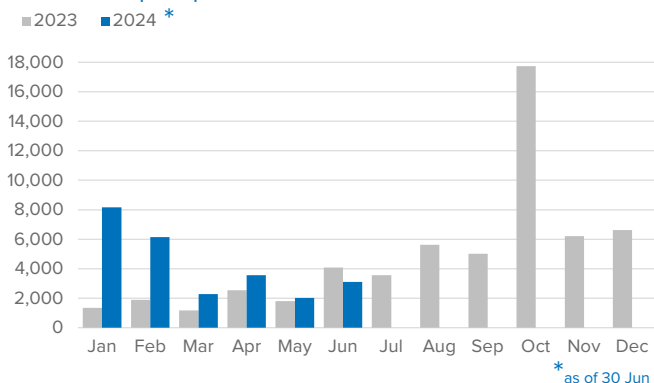
## Arrivals in Spain during the last five weeks<sup>1</sup>



## Arrivals in Spain by route during the last six months<sup>2</sup>



## Arrivals in Spain per month<sup>2</sup>



## Arrivals in Spain per year<sup>2</sup>

