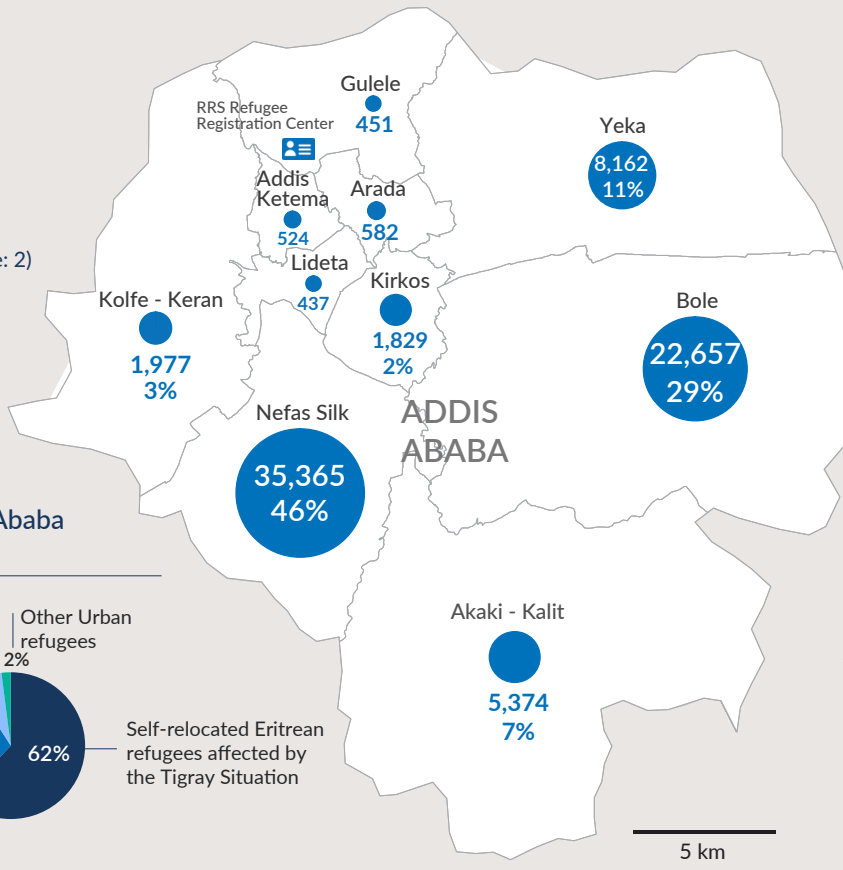




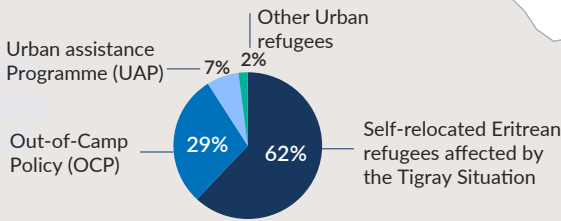
78,531
Individuals

46,761
Households
(average household size: 2)



OROMIA
REGION

Refugees in Addis Ababa by category



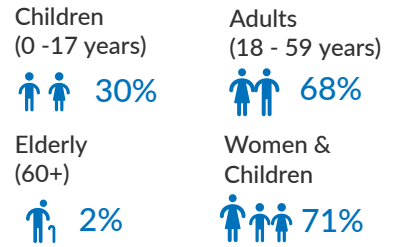
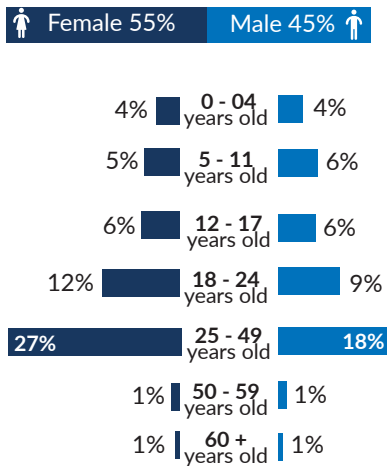
- Refugee population by Sub City
- Refugee Registration center
- Administrative boundary (Level 1)
- Sub City boundary

Country of origin


Refugees residing in Addis Ababa come from 28 different countries

Eritrea	72,438 (92%)
Yemen	2,486 (3%)
Somalia	1,118 (1%)
South Sudan	749
Syrian Arab Rep.	705
Congo DRC	431
Sudan	158
Burundi	72
Djibouti	58
Others	304

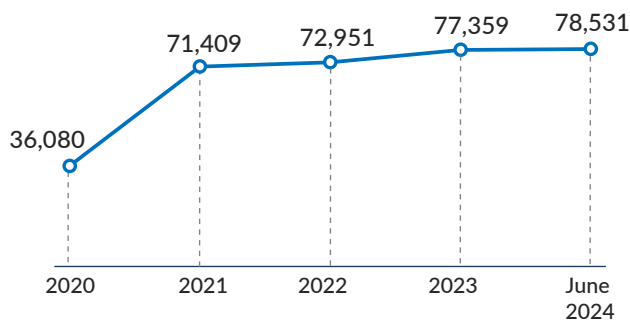
Age-gender breakdown



Head of Household



Urban population trends | Dec 2020 - Jun 2024



The refugee population in Addis Ababa doubled in December 2021, mainly due to self-relocation movements of Eritrean refugees from Tigray region.

Persons with specific needs

	F	M	Total
Woman at risk	12,150		12,150
Single parent	3,106	78	3,184
Child at risk	1,369	1,504	2,873
Unaccompanied or separated child	1,412	1,436	2,848
Person with disability	409	690	1,099
Serious medical condition	1,343	1,206	2,549