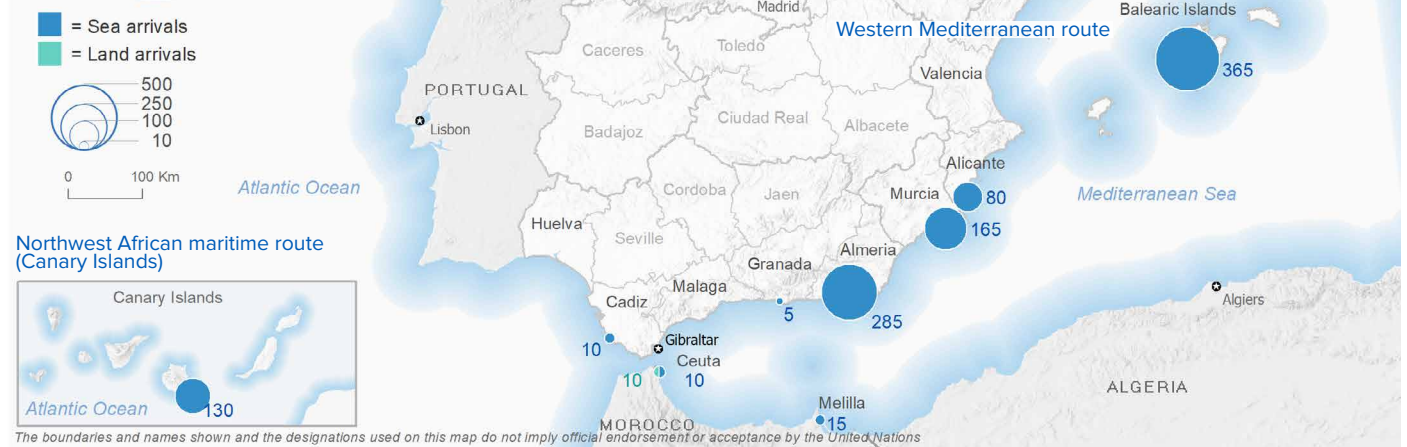


SPAIN Weekly snapshot - Week 28 (8 - 14 Jul 2024)

The charts below are based on figures from the Ministry of Interior and UNHCR estimates. All figures are provisional and subject to change

Refugees & migrants: sea and land arrivals in week 28¹



Arrivals in Spain

26,863
 Arrivals as of 14 Jul 2024²
+87%
 Dif. 2023

26,627
 Sea Arrivals²
 Dif. 2023: **+89%**

236
 Land Arrivals²
 Dif. 2023: **-22%**

1,083
 Arrivals Week 28¹
 Dif. last week: **+104%**
 Dif. 2023: **+35%**

Western Mediterranean

7,004
 Arrivals as of 14 Jul 2024²
+7%
 Dif. 2023

6,768
 Sea Arrivals²
 Dif. 2023: **+8%**

236
 Land Arrivals²
 Dif. 2023: **-22%**

954
 Arrivals Week 28¹
 Dif. last week: **+244%**
 Dif. 2023: **+91%**

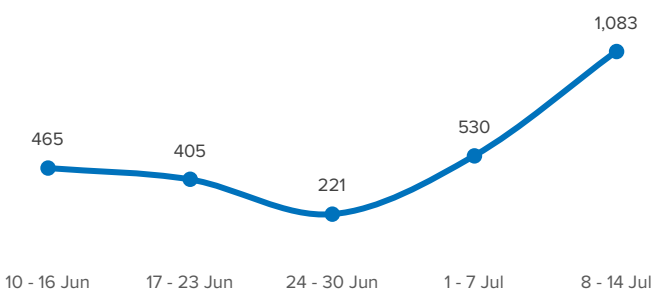
Northwest African maritime (Canary Islands)

19,859
 Arrivals as of 14 Jul 2024²
+154%
 Dif. 2023

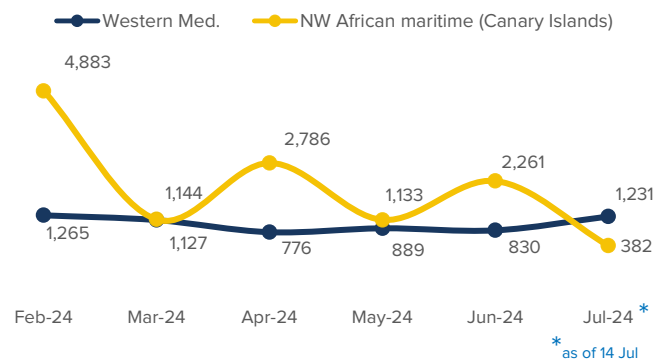
19,859
 Sea Arrivals²
 Dif. 2023: **+154%**

129
 Arrivals Week 28¹
 Dif. last week: **-49%**
 Dif. 2023: **-57%**

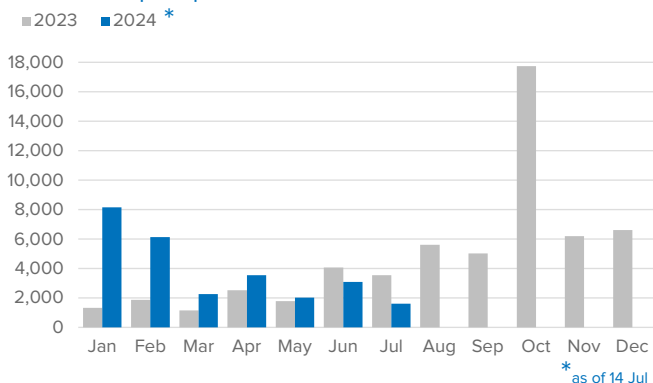
Arrivals in Spain during the last five weeks¹



Arrivals in Spain by route during the last six months²



Arrivals in Spain per month²



Arrivals in Spain per year²

