

# UNHCR-IOM FLASH UPDATE #24

ARREST AND DETENTION FLOW MONITORING (15 September 2023 – 13 July 2024)

## INTRODUCTION

In response to the Ministry of Interior's (MoI) decision of 26 September 2023 to enact an "Illegal Foreigners' Repatriation Plan", UNHCR, the UN Refugee Agency and IOM, the UN Migration Agency, have collated their data on the arrest, detention, and deportation of Proof of Registration (PoR) holders, Afghan Citizen Card (ACC) holders, and undocumented Afghan nationals as well as on the outflows of Afghan nationals at the Torkham and Chaman border crossing points, to better understand the protection environment and movements of Afghan nationals returning to Afghanistan from Pakistan.

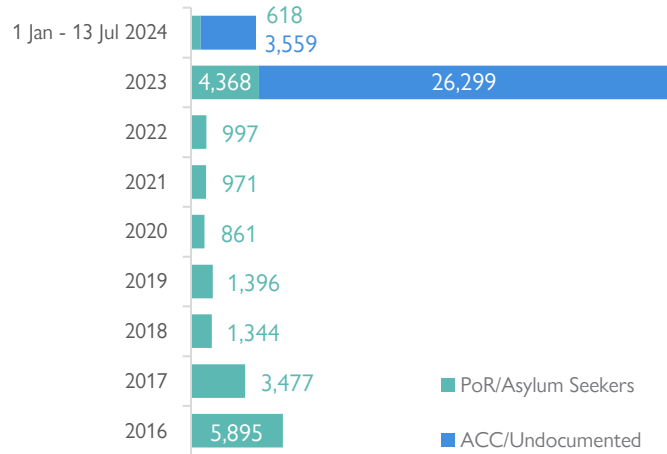
While the Government of Pakistan has yet to halt the "IFRP", the rate of arrest, detention, deportation, and returns has decreased significantly since its peak in October and November 2023. Furthermore, on 10 July 2024, the Government of Pakistan announced a further extension of the validity of the PoR card, until 30 June 2025.

## KEY FINDINGS AND LIMITATIONS

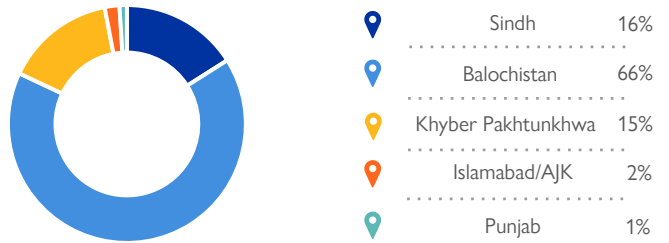
It is important to note that prior to 2023, there was no data collected on the arrest and detention of ACC holders or undocumented Afghan nationals. Since January 2023, IOM has started to collect this data, which should be considered indicative at this point. The figures, particularly of undocumented Afghan nationals, should be considered underreported.

- During the period from 30 June to 13 July 2024, the overall reported rate of arrest and detention remained stable compared to the period from 16 to 29 June 2024, with a slight decrease of 6 per cent.
- From 30 June to 13 July 2024, ACC holders and undocumented Afghans represented 96 per cent of the total rate of arrests and detentions.
- Since the start of October 2023, the overall reported rate of arrest and detention remains highest for the province of Balochistan. During the period from 30 June to 13 July 2024, 88 per cent of the reported arrests and detentions occurred in Balochistan.
- Across Pakistan, the top three districts for arrest and detention between 1 January and 13 July 2024 are Chagai (Balochistan), Pishin (Balochistan), and Karachi (Sindh).

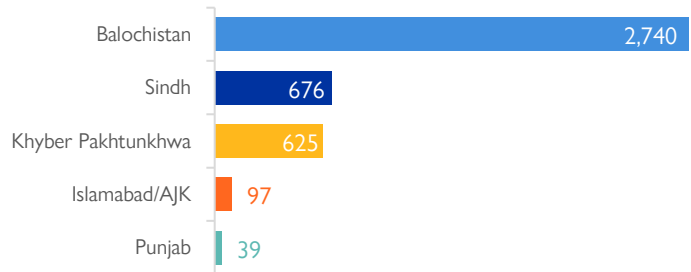
## ARREST AND DETENTION BY YEARS



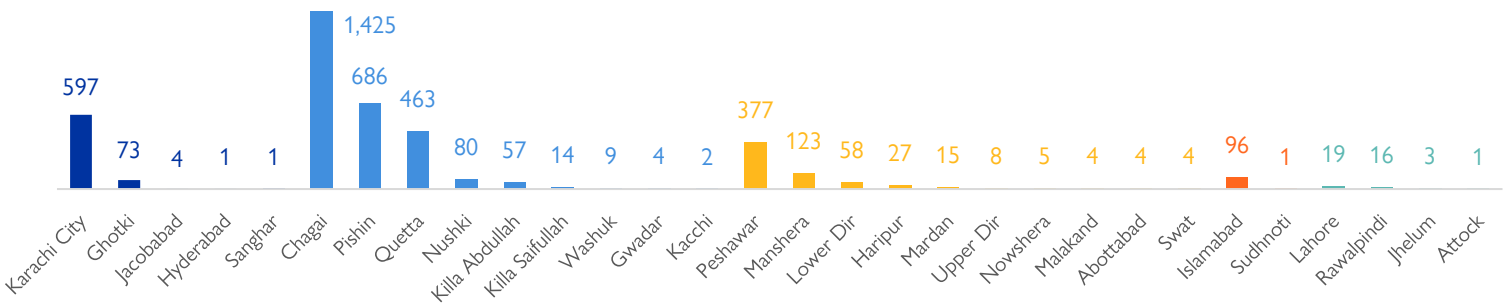
## % OF ARRESTS BY LOCATION (1 January – 13 July 2024)



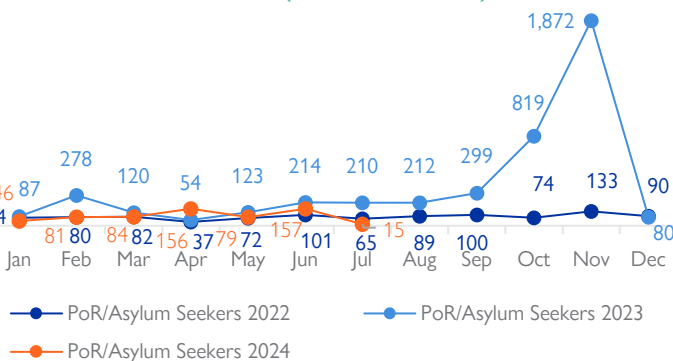
## NO. OF ARRESTS BY PROVINCE (1 January – 13 July 2024)



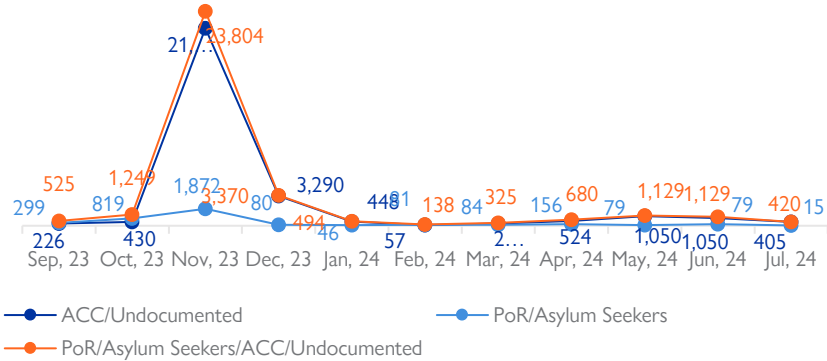
## NO. OF ARRESTS BY DISTRICTS (1 January – 13 July 2024)



## MONTHLY ARRESTS AND DETENTION TRENDS 2022 – 2024 (PoR HOLDERS)



## MONTHLY ARRESTS AND DETENTION ANALYSIS 2023 – 2024



ARREST AND DETENTION | FLOW MONITORING (15 September 2023 – 13 July 2024)



IOM border monitor conducting an interview at Chaman border. [IOM Pakistan 2024]

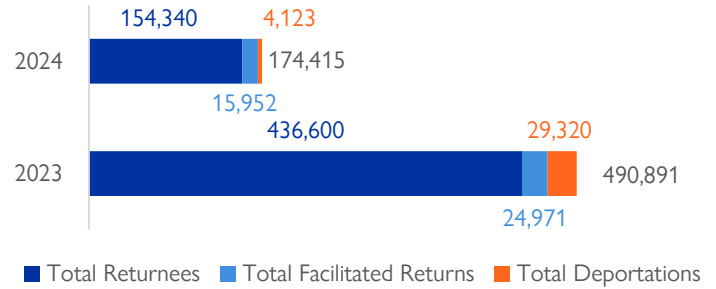
### KEY FINDINGS

- During the last two weeks, UNHCR and IOM's Displacement Tracking Matrix (DTM) estimate 19,494 Afghans returned through the Torkham, Ghulam Khan (located in Khyber Pakhtunkhwa), Chaman, Badini and Bahramcha (located in Balochistan) border crossing points to Afghanistan.
- Cumulatively, from 15 September 2023 to 13 July 2024, 665,306 individuals have returned.
- The number of returns in the last two weeks (30 June – 13 July; 19,494) increased by 41 per cent compared to returns in the two weeks prior to that (16 – 29 June; 13,832). The number of returns during the reporting period has seen an increase compared to the previous report, however, returns continue to surpass the weekly return figures recorded since January 2024.
- Most of the returnees were undocumented Afghans (87%), followed by PoR holders (11%) and ACC holders (2%). Majority of the PoR returns are facilitated by UNHCR.
- Vulnerable persons including chronically ill people, elderly individuals, persons with disabilities, and others account for 3 per cent of the population.
- Fear of arrest (89%) remains the most common reason to return to Afghanistan among undocumented/ACC holders while PoR holders cite social economic challenges.
- Returnees were most likely to return from Quetta (20%) and Peshawar (19%) in Pakistan and intend to go to Nangarhar (24%), Kandahar (22%) and Kabul (19%) in Afghanistan.

### CUMULATIVE – 2023 AND 2024

<b>665,306 (100%)</b> TOTAL NUMBER OF RETURNS	<b>590,940 (89%)</b> TOTAL RETURNEEES	<b>40,923 (6%)*</b> TOTAL FACILITATED PoR RETURNS	<b>33,443 (5%)</b> TOTAL DEPORTATIONS
--	--	--	--

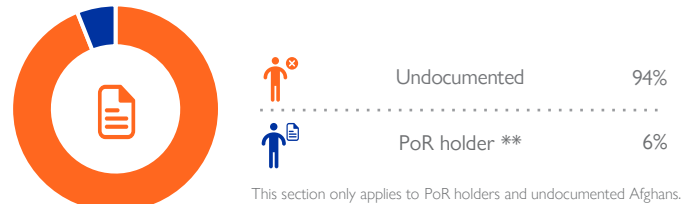
Period	Total Number of Returns	Total Returnees	Total Facilitated Returnees	Total Deportees
15 Sep – 31 Dec 2023	490,891	436,600	24,971	29,320
1 Jan – 13 Jul 2024	174,415	154,340	15,952	4,123
<b>Total</b>	<b>665,306</b>	<b>590,940</b>	<b>40,923</b>	<b>33,443</b>



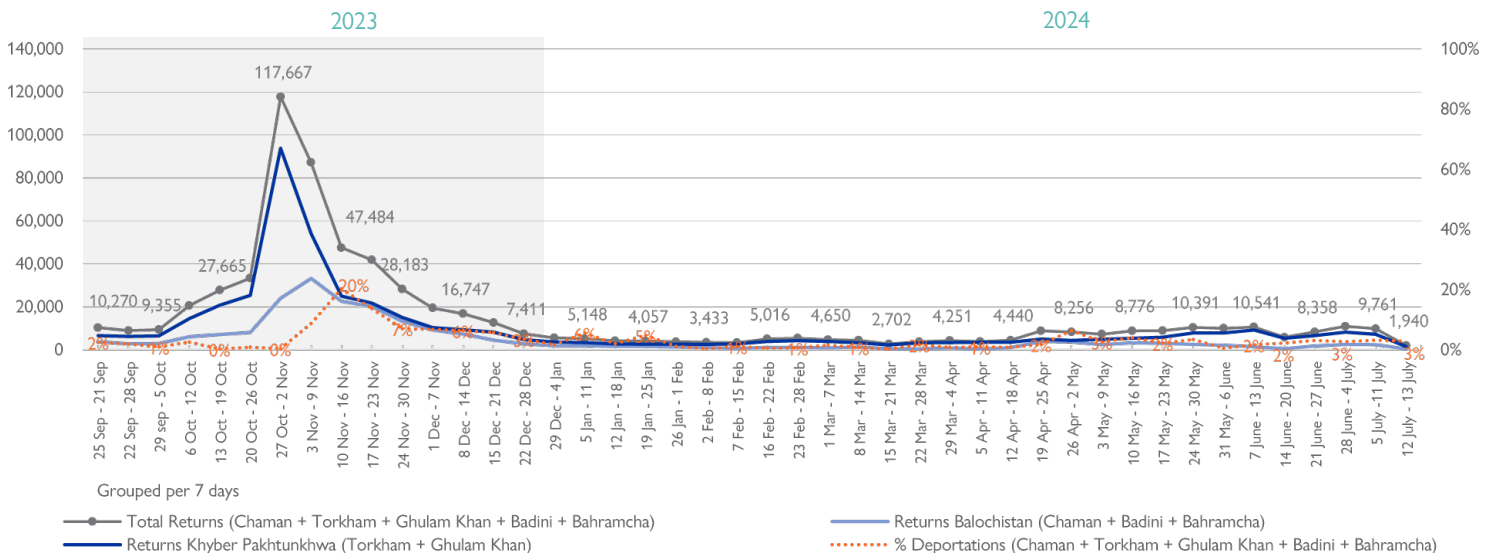
### DOCUMENTATION – TOTAL NUMBER OF RETURNEEES



### DOCUMENTATION – TOTAL DEPORTEES



### TOTAL RETURNS AND % DEPORTATIONS | 15 SEPTEMBER 2023 – 13 JULY 2024

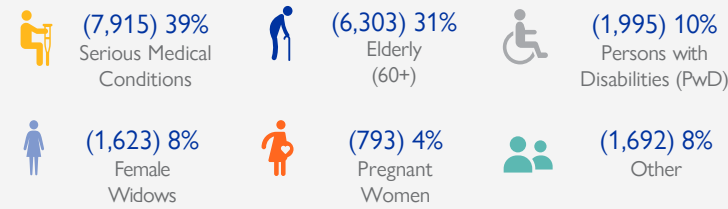


\*The number refers to facilitated PoR returns through VRCs who crossed the border during the reporting period.  
 \*\* This figure refers to PoR holders based on interviews conducted with returnees in Afghanistan.

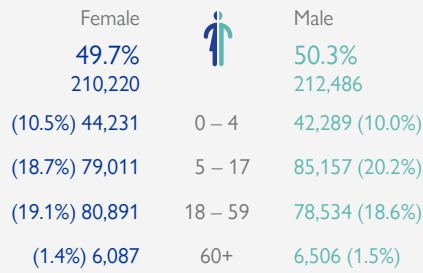
This section only applies to ACC holders and undocumented Afghans

### TYPE OF VULNERABILITY

(Expressed as a percentage of the total numbers of vulnerable persons)

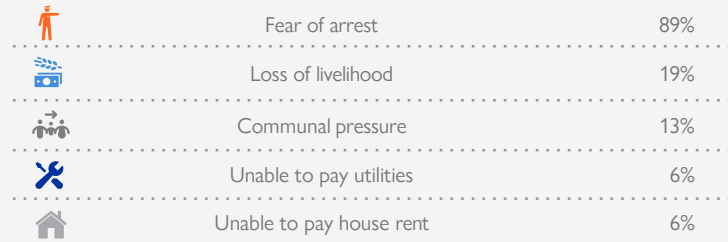


### AGE AND GENDER



### REASONS FOR LEAVING PAKISTAN (TOP 5)

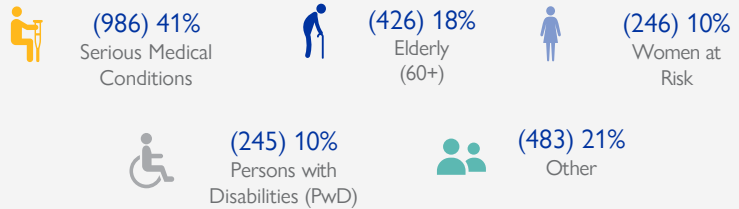
(Multiple answers can exceed 100%, N = 25,288)



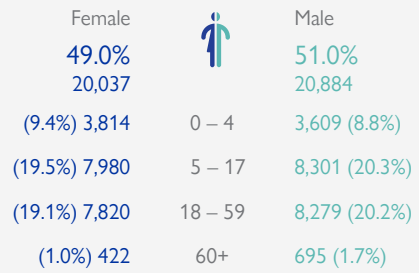
This section only applies to PoR holders

### TYPE OF VULNERABILITY

(Expressed as a percentage of the total numbers of vulnerable persons)

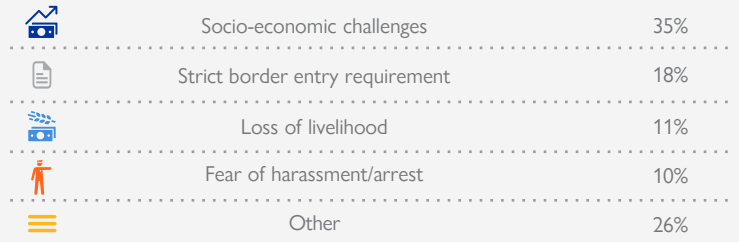


### AGE AND GENDER

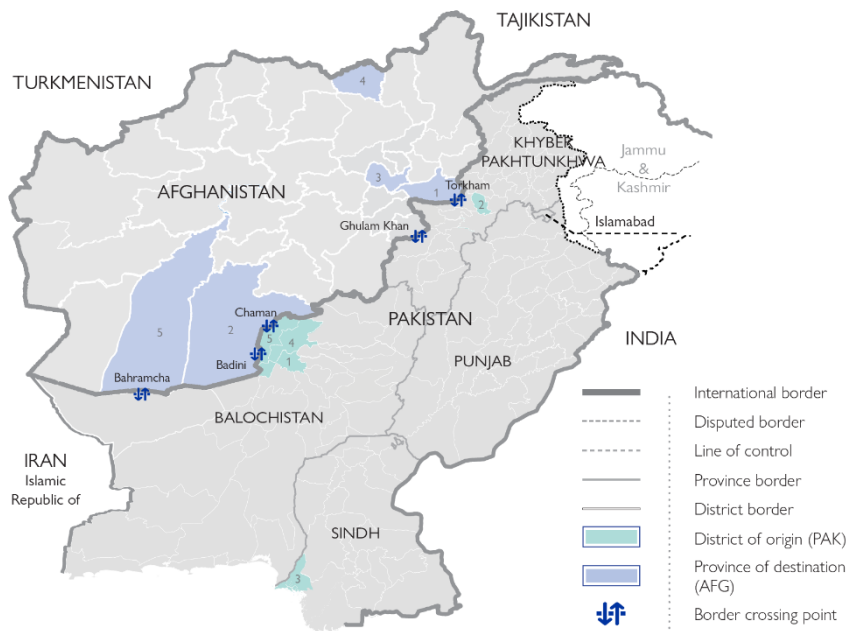


### REASONS FOR LEAVING PAKISTAN (TOP 5)

(Multiple answers can exceed 100%, N = 3,644)



## DISTRICT OF ORIGIN IN PAKISTAN AND PROVINCE OF DESTINATION IN AFGHANISTAN



### DISTRICT OF ORIGIN (TOP 5)



### PROVINCE OF DESTINATION (TOP 5)



Disclaimer:

Dotted line represents approximately the line of control in Jammu and Kashmir agreed upon by India and Pakistan. The final status of Jammu and Kashmir has not yet been agreed upon by the parties. The designations employed and the presentation of material on this map do not imply the expression of any opinion whatsoever on the part of IOM or United Nations concerning the legal status of any country, territory, city or area or of its authorities, or concerning the delimitation of its frontiers or boundaries. This document was produced jointly by IOM and UNHCR. The opinions expressed in the report are those of the authors and do not necessarily reflect the views of IOM or UNHCR. The designations employed and the presentation of material throughout the report do not imply the expression of any opinion whatsoever concerning the legal status of any country, territory, city or area, or of its authorities, or concerning its frontiers or boundaries.