

### ACHIEVEMENTS BY SECTOR

#### PROTECTION

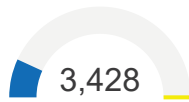
##### Protection

# of Individuals who have been supported accessing protection services



##### Child Protection

# of children provided with child protection services



# of participants trained on child protection and children's right



##### Gender-Based Violence

# of people who benefitted from specialized GBV programmes



# of trained humanitarian response actors and government personnel on GBV Knowledge on Prevention, Response, ...




#### HEALTH & NUTRITION


# of focused and specialized services MHPSS consultations provided



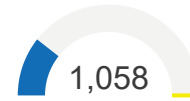
# of health consultations provided to refugees



# of health care providers trained to provide health services to refugees



# of refugees reached through individual counselling sessions or health education with information on health topics, availa



# of individuals participating in MHPSS services and activities

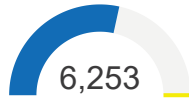


#### EDUCATION

# of children enrolled in formal education in host countries (\*Government enrollment figure)



# of children participating in non-formal education programmes in the host countries (Avoiding double counting)



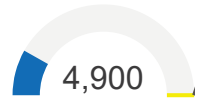
# of education personnel trained or receiving support to better respond to the needs of refugee learners



# of individuals who received assistance for basic needs



# of people who benefitted from livelihoods and economic inclusion interventions



#### BASIC NEEDS

#### LIVELIHOODS & SOCIO-ECONOMIC INCLUSION

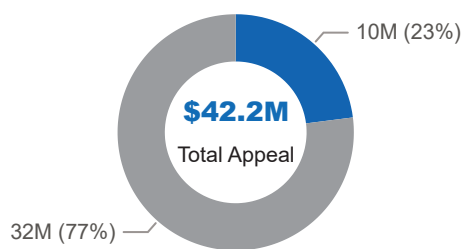
#### PROTECTION FROM SEXUAL EXPLOITATION AND ABUSE

# of PSEA network members and partner personnel trained on SEA risk mitigation, prevention and response



#### Funding required vs Funding received

● Funding received ● Gap



#### Number of people reached

● People reached ● Remaining



**ACHIEVEMENTS BY SECTOR**

 **PROTECTION**

Protection / PSEA

Child Protection / GBV



**37,404**

# of individuals receiving information on services and refugees' rights in a relevant language



**202**

# of people who benefitted from specialized GBV programmes



**1,922**

# persons with specific needs provided with targeted protection assistance



**280**

# of trained humanitarian response actors and government personnel on GBV



**1,084**

# of individuals provided with integrated case management (including referrals)



**1,752**

# of children accessing child friendly spaces or other safe spaces, protection and support hubs



**980**

# of individuals benefitting from cash assistance for protection



**294**

# of children supported with specialized child protection services



**181**

# of participants trained on legal assistance



**10,802**

# of individuals reached with communication campaigns or advocacy activities on child protection and children's rights



**232**

# of individuals provided with individual legal counseling



**127**

# of participants trained on child protection and children's rights



**380**

# of PSEA network members and partner personnel trained on SEA risk mitigation, prevention and response



**296**

# of children provided with community-based child protection services

 **BASIC NEEDS**

Accommodation

Food Assistance

Non-Food Items

Cash Assistance



**4,802**

# of individuals provided with short-term accommodation (<30 days)

**16,316**

# of individuals receiving food assistance (groceries, prepared meals etc.)

**19,925**

# of people who received non-food items

**5,583**

# of individuals benefitting from multipurpose cash assistance

**1,190**

# of individuals benefitting from voucher assistance for basic needs

The number of individuals reached is a sum of all activities reported by partners, double counting may occur.

**ACHIEVEMENTS BY SECTOR**

 **EDUCATION**



**3,171**

# of children participating in non-formal catch-up classes and learning support classes



**1,366**

# of children participating in non-formal classes to learn Hungarian



**148**

# of children supported to enroll in formal education in host countries



**5,355**

# of children provided with recreational services

 **HEALTH & NUTRITION**

**Mental Health & Psychosocial Support**

**Health**



**1,127**

# of individuals trained in MHPSS topics or approaches



**5,979**

# of individuals who participated in focused individual and group psychosocial support



**83**

# of individuals who participated in specialised MHPSS services



**1,058**

# of refugees reached through individual counselling sessions or health education with information on health topics



**3,146**

# of individuals that participated in community and family support



**8,308**

# of consultations of focused individual and group psychosocial support



**110**

# of consultations of specialized services



**LIVELIHOODS & SOCIO-ECONOMIC INCLUSION**

**Livelihoods**

**Accommodation**



**4,057**

# of individuals who received support in accessing employment (information, counselling, coaching, mentoring, job-matching)



**1,351**

# of individuals who received support in language training



**3,403**

# of individuals supported with mid and long-term accommodation



**4,802**

# of individuals provided with short-term accommodation (<30 days)



**497**

# of individuals who received counseling/information on access to mid or long term independent housing

The number of individuals reached is a sum of all activities reported by partners, double counting may occur.