

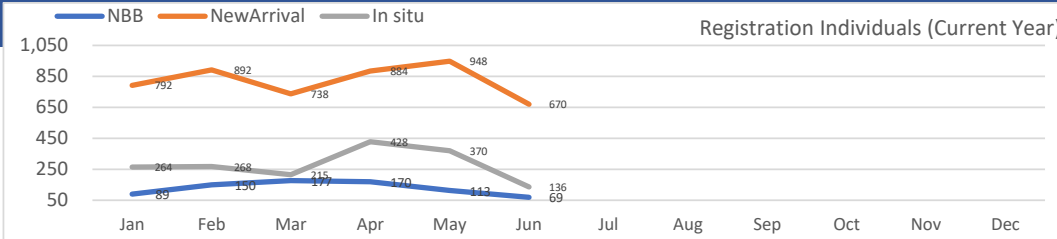


Total Population **102,654**
Households **21,386**

Zambia Country statistical Report 30 June 2024

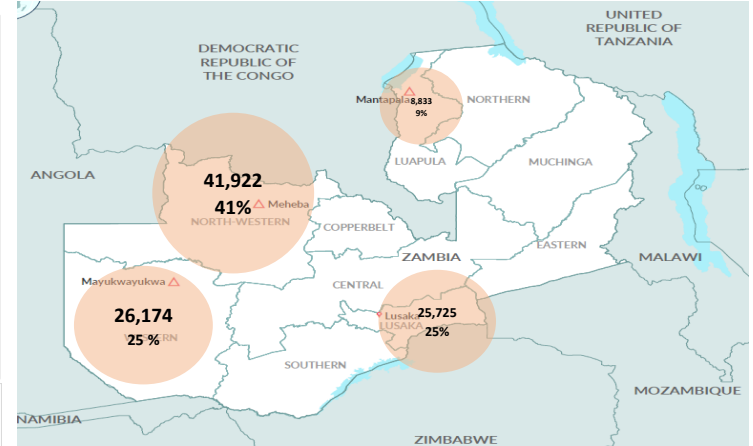
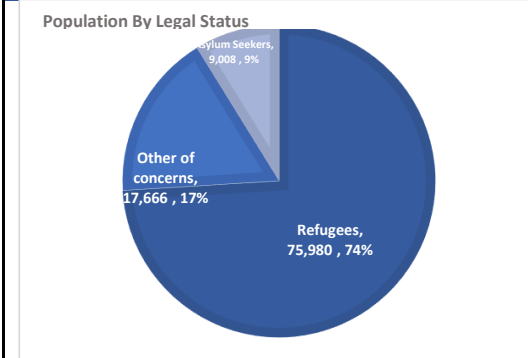
Year -2024

Total Births	768
New Arrivals	4,924
In situ	1,681
Total Reg. 2024	7,373

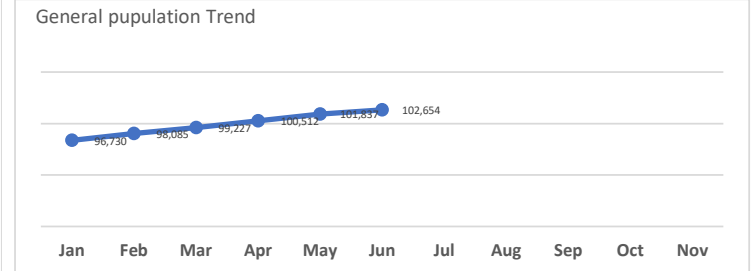
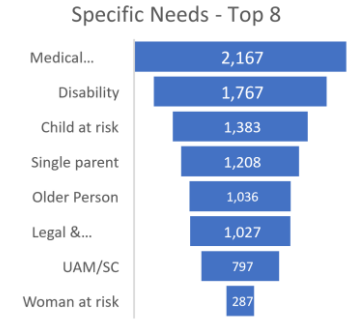


Population By Nationality

DR Congolese	65,152	63%
Angola	13,577	13%
Burundi	13,057	13%
Rwanda	5,031	5%
Somalia	4,612	4%
Other	1,218	1%



- Pop. in Settlements **75%**
- Pop. in Urban **25%**
- Women & Children **58%**
- Elderly **3%**



Location	Female					Male					Total	Grant Total	
	00 - 04	05 - 11	12 - 17	18 - 59	60+	00 - 04	05 - 11	12 - 17	18 - 59	60+			
Urban	940	1,589	1,365	5,115	237	9,246	1,016	1,566	1,756	11,769	372	16,479	25,725
Mantapala	809	1,026	754	1,737	118	4,444	820	1,027	721	1,713	108	4,389	8,833
Mayukwayukwa	1,480	2,278	1,619	5,696	331	11,404	1,562	2,275	1,689	8,695	549	14,770	26,174
Meheba	2,214	4,184	3,402	9,091	531	19,422	2,220	4,069	3,385	12,104	722	22,500	41,922
Grand Total	5,443	9,077	7,140	21,639	1,217	44,516	5,618	8,937	7,551	34,281	1,751	58,138	102,654
Percentages	12%	20%	16%	49%	3%	43%	10%	15%	13%	59%	3%	57%	

Locations	Nationalities	Refugees	Asylum Seekers	Former Refugees	Grand Total
Meheba Settlement	DR Congolese	25,541	471	0	26,012
	Burundi	4,037	68	0	4,105
	Angolan	0	0	6,554	6,554
	Somali	1,470	35	0	1,505
	Rwandan	428	7	3,206	3,641
	Others Nat.	104	1	0	105
Sub Total		31,580	582	9,760	41,922
Mayukwayukwa Settlement	DR Congolese	16,516	95	0	16,611
	Burundi	2,323	28	0	2,351
	Angolan	0	0	7,003	7,003
	Rwandan	57	0	137	194
	Others Nat.	8	0	0	8
Sub Total		18,910	124	7,140	26,174
Urban	DR Congolese	9,893	3,804	0	13,697
	Burundi	3,947	2,653	0	6,600
	Somali	2,695	405	0	3,100
	Rwandan	449	8	746	1,203
	Angolan	0	0	20	20
	Others Nat.	819	286	0	1,105
Sub Total		17,803	7,156	766	25,725
Nchelenge Mantapala	DR Congolese	7,686	1,146	0	8,832
	Burundi	1	0	0	1
	Others Nat.	0	0	0	0
Sub Total		7,687	1,146	0	8,833
TOTAL		75,980	9,008	17,666	102,654

Total Refugees & Asylum seekers: 84,988
Total Angolan and Rwandan former refugees: 17,666

Data source COR (proGres)

Self-Settled population has been remove from stats from 1 December 2022