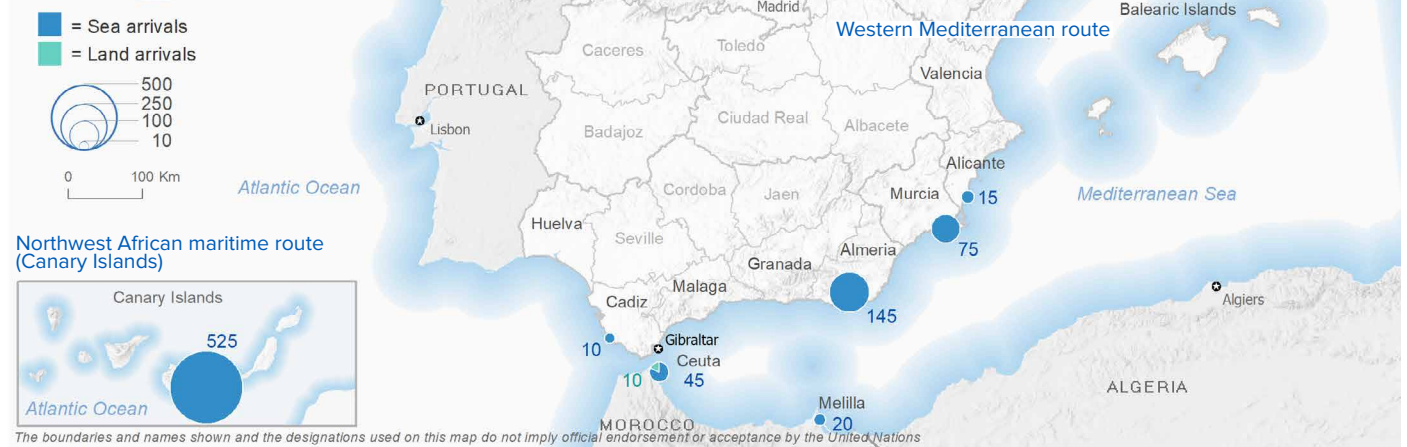


SPAIN Weekly snapshot - Week 30 (22 - 28 Jul 2024)

The charts below are based on figures from the Ministry of Interior and UNHCR estimates. All figures are provisional and subject to change

Refugees & migrants: sea and land arrivals in week 30¹



Arrivals in Spain

29,016
 Arrivals as of 28 Jul 2024²
+81%
 Dif. 2023

28,762
 Sea Arrivals²
 Dif. 2023: **+84%**

254
 Land Arrivals²
 Dif. 2023: **-20%**

840
 Arrivals Week 30¹
 Dif. last week: **-35%**
 Dif. 2023: **+5%**

Western Mediterranean

7,706
 Arrivals as of 28 Jul 2024²
+2%
 Dif. 2023

7,452
 Sea Arrivals²
 Dif. 2023: **+3%**

254
 Land Arrivals²
 Dif. 2023: **-20%**

317
 Arrivals Week 30¹
 Dif. last week: **-21%**
 Dif. 2023: **-37%**

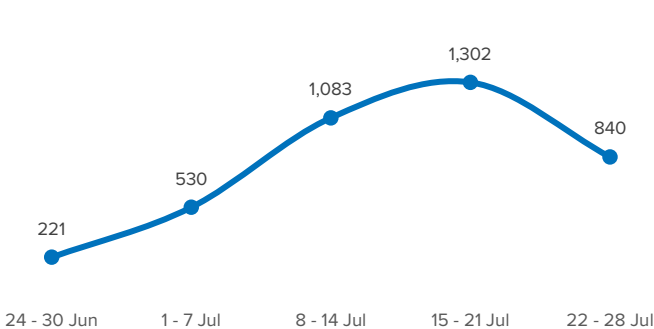
Northwest African maritime (Canary Islands)

21,310
 Arrivals as of 28 Jul 2024²
+153%
 Dif. 2023

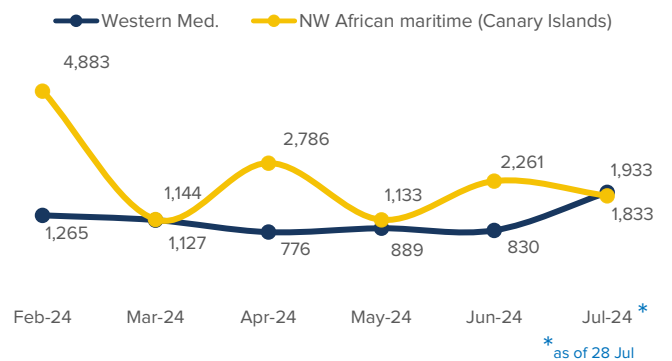
21,310
 Sea Arrivals²
 Dif. 2023: **+153%**

523
 Arrivals Week 30¹
 Dif. last week: **-42%**
 Dif. 2023: **+73%**

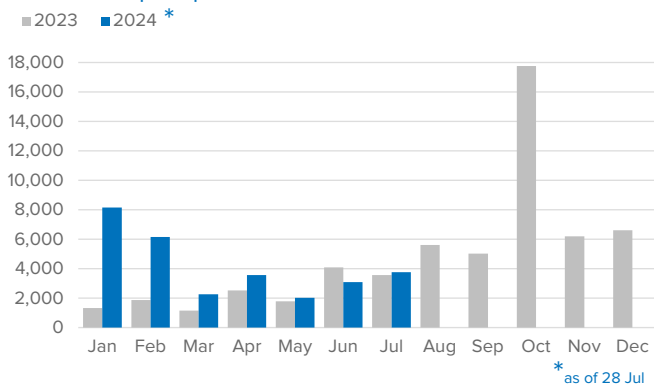
Arrivals in Spain during the last five weeks¹



Arrivals in Spain by route during the last six months²



Arrivals in Spain per month²



Arrivals in Spain per year²

