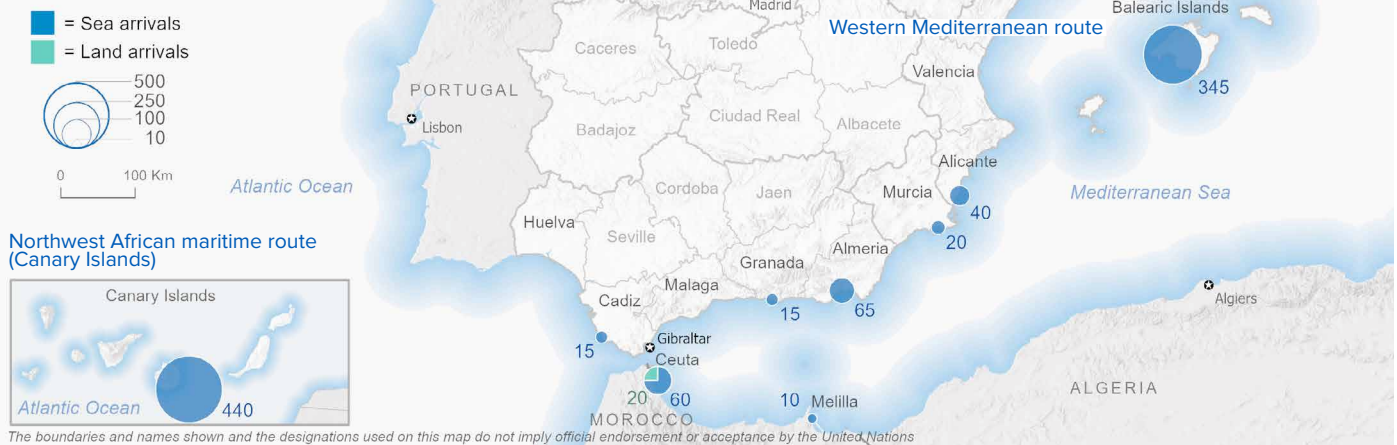


SPAIN Weekly snapshot - Week 31 (29 Jul - 4 Aug 2024)

The charts below are based on figures from the Ministry of Interior and UNHCR estimates. All figures are provisional and subject to change

Refugees & migrants: sea and land arrivals in week 31¹



The boundaries and names shown and the designations used on this map do not imply official endorsement or acceptance by the United Nations

Arrivals in Spain

30,061
 Arrivals as of 4 Aug 2024² **+76%**
 Dif. 2023

29,786
 Sea Arrivals²
 Dif. 2023: **+78%**

275
 Land Arrivals²
 Dif. 2023: **-16%**

1,032
 Arrivals Week 31¹
 Dif. last week: **+23%**
 Dif. 2023: **-3%**

Western Mediterranean

8,309
 Arrivals as of 4 Aug 2024² **+2%**
 Dif. 2023

8,034
 Sea Arrivals²
 Dif. 2023: **+3%**

275
 Land Arrivals²
 Dif. 2023: **-16%**

590
 Arrivals Week 31¹
 Dif. last week: **+86%**
 Dif. 2023: **+5%**

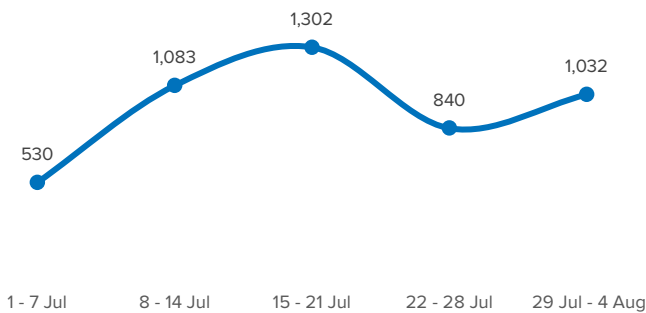
Northwest African maritime (Canary Islands)

21,752
 Arrivals as of 4 Aug 2024² **+144%**
 Dif. 2023

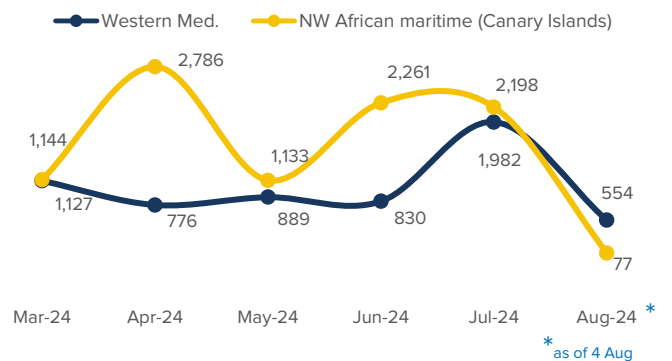
21,752
 Sea Arrivals²
 Dif. 2023: **+144%**

442
 Arrivals Week 31¹
 Dif. last week: **-15%**
 Dif. 2023: **-13%**

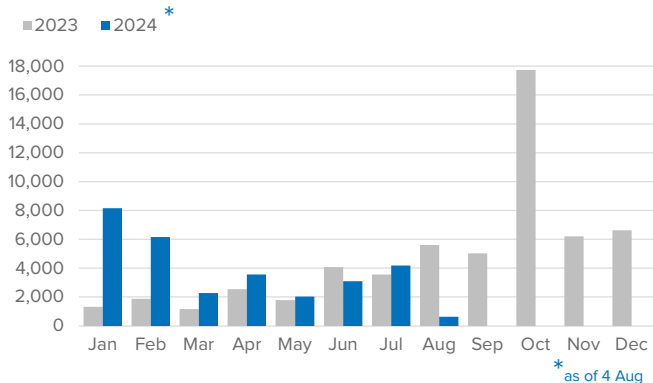
Arrivals in Spain during the last five weeks¹



Arrivals in Spain by route during the last six months²



Arrivals in Spain per month²



Arrivals in Spain per year²

