


**2,994**

Total PSN's


**1,560** 52%

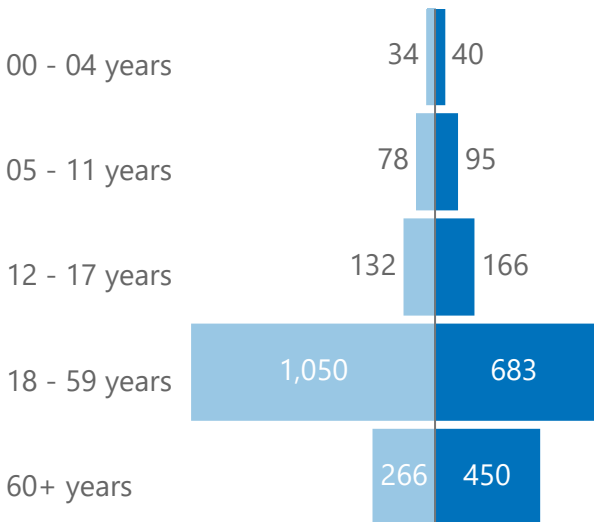
**1,434** 48%

**2,232**

Total PSNs (Women &amp; Children)

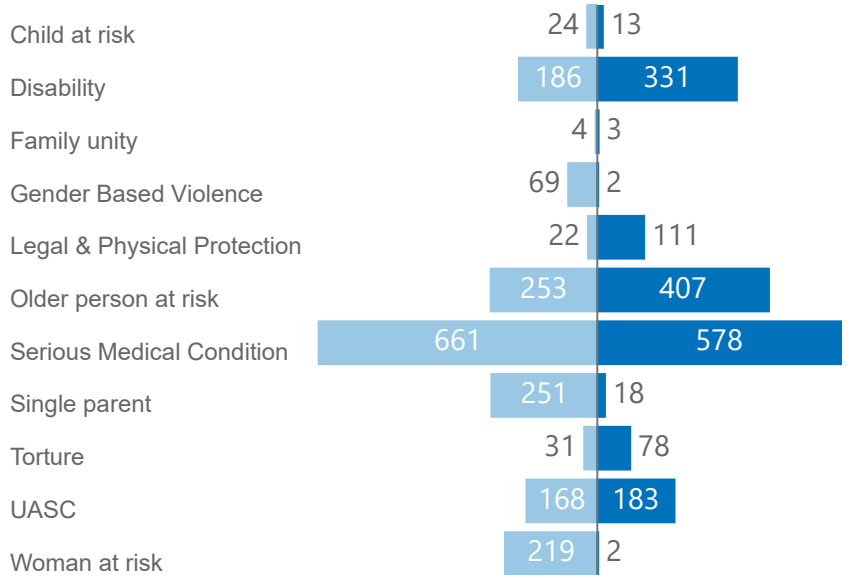
### PSNs by Age Cohort and Gender

● Female ● Male

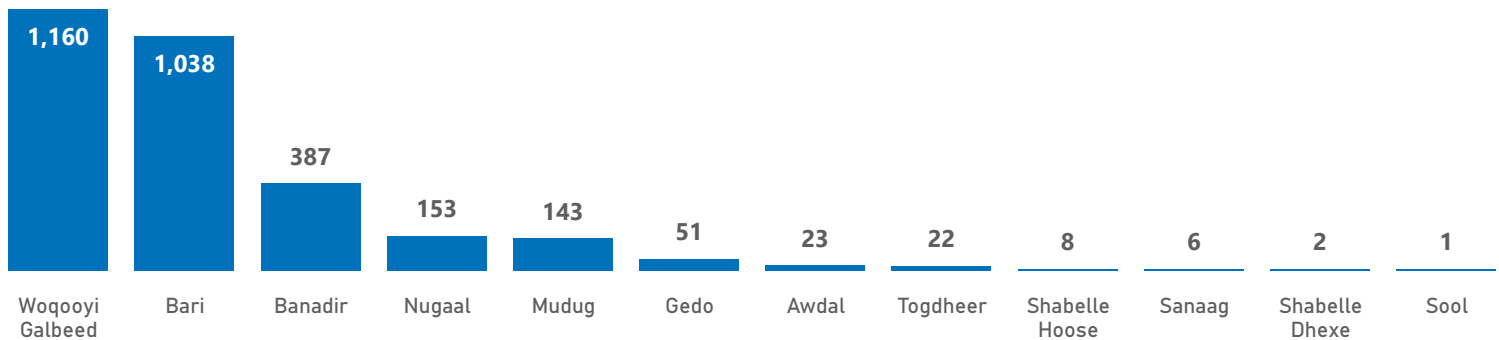


### PSNs by Category and Gender

● Female ● Male



### PSNs by Region



### PSNs by Region and Specific Needs Category

Location	Child at risk	Disability	Family unity	Gender Based Violence	Legal & Physical Protection	Older person at risk	Serious Medical Condition
Awdal		1		3		10	2
Banadir	3	62	1			141	175
Bari	12	211	3	26	10	181	572
Gedo	1	13				22	9
Mudug	1	55	2	2		15	50
Nugaal		42		2	4	23	57
Sanaag		2				6	
Shabelle Dhexe						1	1
Shabelle Hoose		2				5	2
Sool		1					
Togdheer	2	4				8	6
Woqooyi Galbeed	18	124	1	38	119	248	365
<b>Total</b>	<b>37</b>	<b>517</b>	<b>7</b>	<b>71</b>	<b>133</b>	<b>660</b>	<b>1,239</b>