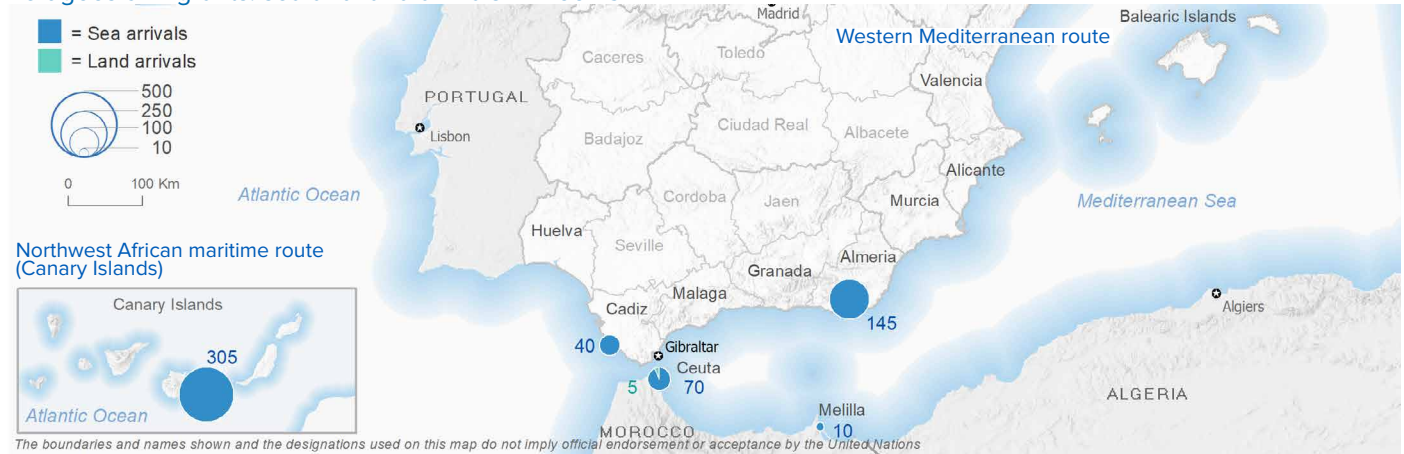


SPAIN Weekly snapshot - Week 32 (5 - 11 Aug 2024)

The charts below are based on figures from the Ministry of Interior and UNHCR estimates. All figures are provisional and subject to change

Refugees & migrants: sea and land arrivals in week 32¹



Arrivals in Spain

30,635
 Arrivals as of 11 Aug 2024²
+67%
 Dif. 2023

30,356
 Sea Arrivals²
 Dif. 2023: +69%

279
 Land Arrivals²
 Dif. 2023: -19%

574
 Arrivals Week 32¹
 Dif. last week: -44%
 Dif. 2023: -55%

Western Mediterranean

8,577
 Arrivals as of 11 Aug 2024²
-2%
 Dif. 2023

8,298
 Sea Arrivals²
 Dif. 2023: -1%

279
 Land Arrivals²
 Dif. 2023: -19%

268
 Arrivals Week 32¹
 Dif. last week: -55%
 Dif. 2023: -56%

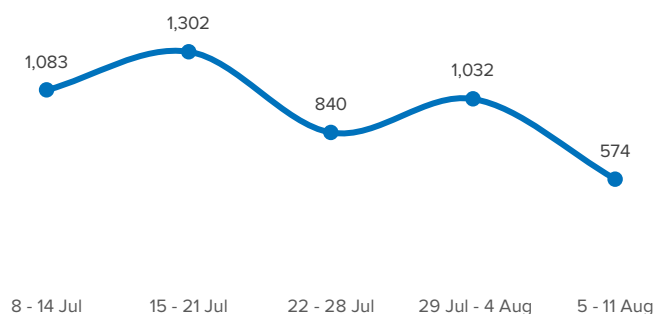
Northwest African maritime (Canary Islands)

22,058
 Arrivals as of 11 Aug 2024²
+130%
 Dif. 2023

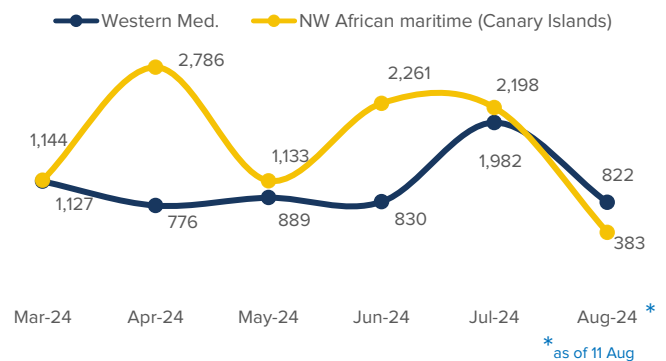
22,058
 Sea Arrivals²
 Dif. 2023: +130%

306
 Arrivals Week 32¹
 Dif. last week: -31%
 Dif. 2023: -54%

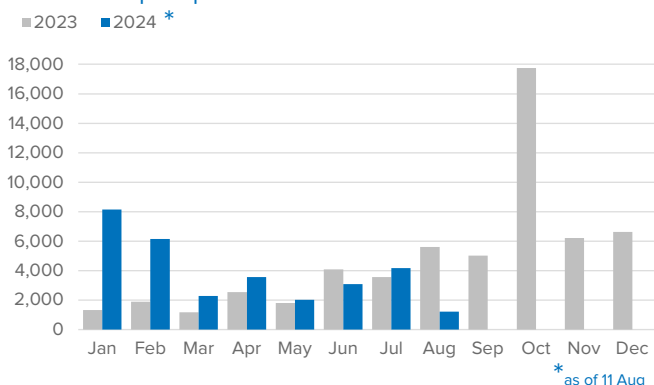
Arrivals in Spain during the last five weeks¹



Arrivals in Spain by route during the last six months²



Arrivals in Spain per month²



Arrivals in Spain per year²

