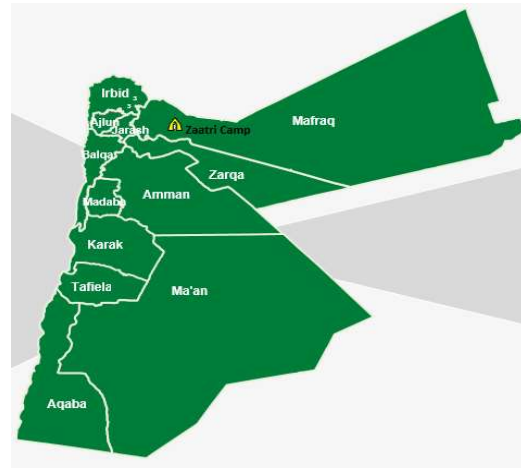
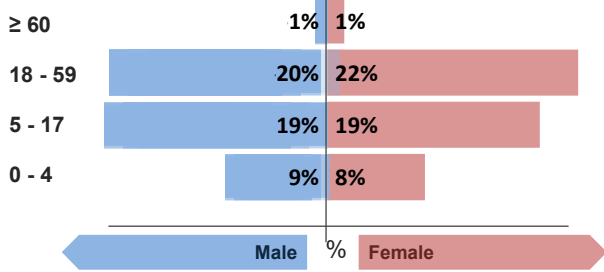




Refugee population

Total refugee population: **78,006**

Demographic breakdown:



Key facts

Camp opened: **July 2012**

Indicators at a glance

1 Health utilisation rate	3.8	✓
2 Number of consultations per clinician per day	33	✓
3 Hospitalisation rate (/1000/month)	2.4	
4 % deliveries attended by skilled personnel	100.0%	✓
5 Crude Mortality Rate (CMR) (/1000/month)	0.1	✓
6 Under-five Mortality Rate (U5MR) (/1000/month)	0.3	✓
7 Neonatal Mortality Rate (NNMR) (/1000 livebirths)	15.1	✗

Notes

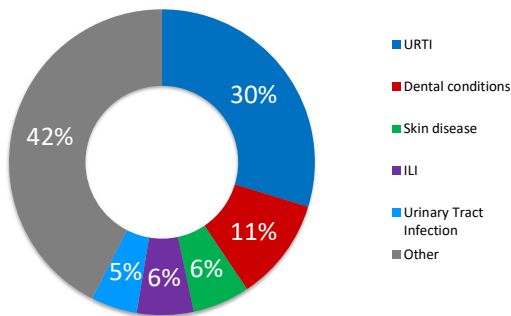
This public health profile for Za'atari refugee camp is compiled from health facility data from the following partners:

- IMC Clinic
- IMC ER Center
- Saudi Clinic
- IRC Clinic
- JHAS Maternity Center
- Qatari Clinic
- SAMS Clinic
- AMR QC
- AMR MCC

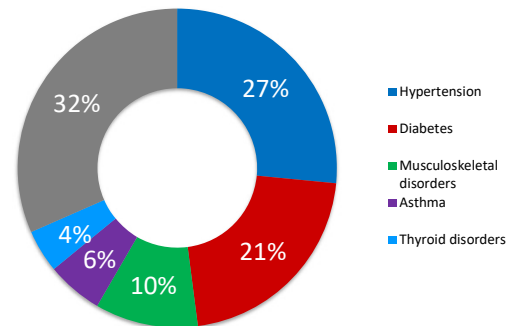
Data is collected using standardised Health Information System (HIS) data collection and reporting tools and aims to be as accurate as possible.

Morbidity

Acute health conditions (%)



Chronic health conditions (%)



Top 5 acute health conditions

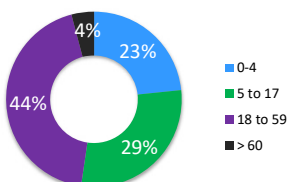
Rank	Condition	% morbidity	# of cases
1	URTI	30%	36,955
2	Dental conditions	11%	13,556
3	Skin disease	6%	7,542
4	ILI	6%	7,458
5	Urinary Tract Infection	5%	6,078
-	Other	42%	52,854

Top 5 chronic health conditions

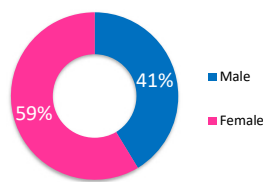
Rank	Condition	% morbidity	# of cases
1	Hypertension	27%	13,221
2	Diabetes	21%	10,667
3	Musculoskeletal disorders	10%	5,194
4	Asthma	6%	2,836
5	Thyroid disorders	4%	2,178
-	Other	32%	15,730

Breakdown of acute health conditions

by age

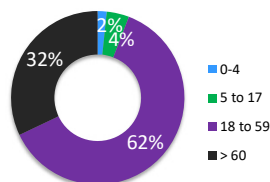


by gender

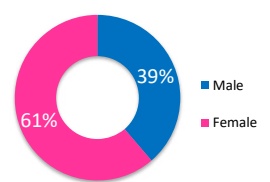


Breakdown of chronic health conditions

by age



by gender



Public Health

Health Impact

	Indicator	Standard	
Crude Mortality Rate (CMR) (/1000/month)	0.1	< 0.75	✓
Under-five Mortality Rate (U5MR) (/1000/month)	0.3	< 1.5	✓
Neonatal Mortality Rate (NNMR) (/1000 livebirths)	15.1	< 12	✗

Access and utilization

Total number of consultations	178,536		
Health utilisation rate	3.8	1 - 4	✓
No. of consultations per trained clinician per day	33	< 50	✓

Outbreak Alert and Response

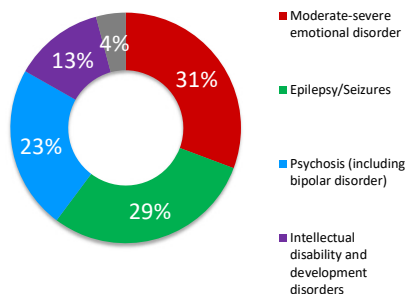
	Indicator	Standard
Number of outbreaks reported	0	
% of outbreaks investigated within 48 hours		100%

Laboratory

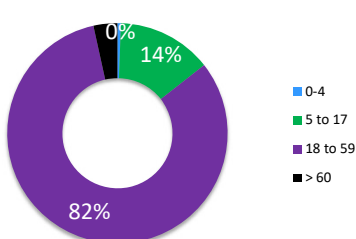
Number of laboratory samples	122,975
------------------------------	---------

Breakdown of mental health conditions

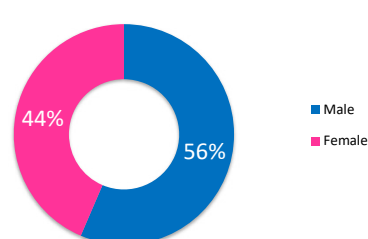
By cause



By age

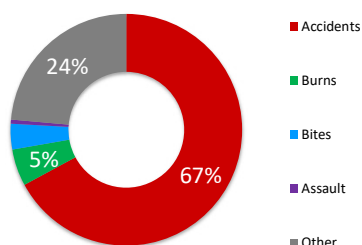


By gender

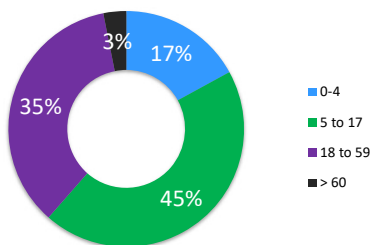


Breakdown of injuries

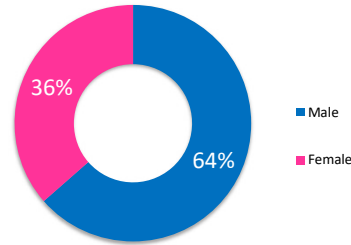
By cause



By age



By gender



In-patient and referral

In-patient department

	Indicator	Standard	
Hospitalisation rate (/1000/year)	28.9	50 - 150	^
Bed occupancy rate	79%	> 75%	✓
Mean length of stay for authorised discharges (days)	1.3		

Reproductive Health

Antenatal care

	Indicator	Standard	
Coverage of antenatal care (4 or more visits)	100%	≥ 90%	✓
Coverage of TT vaccination	100%	≥ 90%	✓
Coverage of anaemia screening in pregnancy	100%	≥ 90%	✓

Delivery care

Proportion of deliveries attended by skilled personnel	100%	≥ 90%	✓
Proportion of deliveries performed by caesarean section	41%	5 - 15%	✗
Proportion of low birth weight deliveries (<2500g)	3%	< 15%	✓

Maternal mortality

Number of maternal deaths reported	0		
% of maternal deaths investigated within 48 hours	0%	100%	

Postnatal care

	Indicator	Standard	
Coverage of postnatal care	120%	≥ 90%	✓

Sexual and Gender-based Violence

Incidence of rape (reported cases/10,000/year)*	0.0		^
% of rape survivors who received PEP** < 72 hours		100%	^
% of rape survivors who received ECP*** < 120 hours		100%	^
% of rape survivors who received STI**** prophylaxis < 2 wks		100%	^

*Only includes rapes reported at health facilities **Post-exposure prophylaxis ***Emergency contraceptive pill
****Sexually transmitted infection

UNHCR gratefully acknowledges the support of the following partners:

