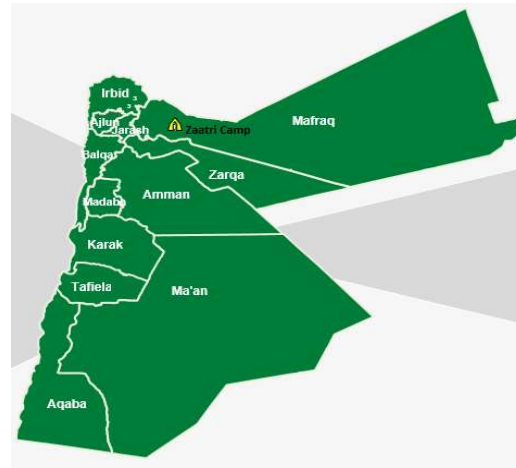
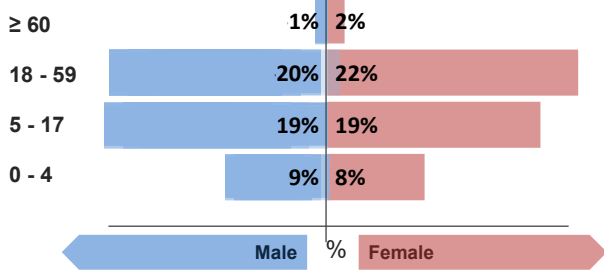




### Refugee population

Total refugee population: **78,158**

Demographic breakdown:



### Key facts

Camp opened: **July 2012**

### Indicators at a glance

1 Health utilisation rate	3.4	✓
2 Number of consultations per clinician per day	31	✓
3 Hospitalisation rate (/1000/month)	2.3	
4 % deliveries attended by skilled personnel	100%	✓
5 Crude Mortality Rate (CMR) (/1000/month)	0.1	✓
6 Under-five Mortality Rate (U5MR) (/1000/month)	0.3	✓
7 Neonatal Mortality Rate (NNMR) (/1000 livebirths)	15.0	✗

### Notes

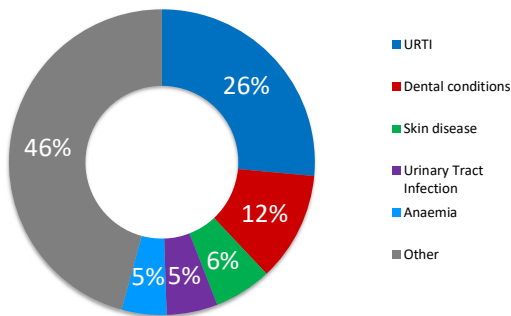
This public health profile for Za'atari refugee camp is compiled from health facility data from the following partners:

- IMC Clinic
- IMC ER Center
- Saudi Clinic
- IRC Clinic
- JHAS Maternity Center
- SAMS Clinic
- AMR QC
- AMR MCC

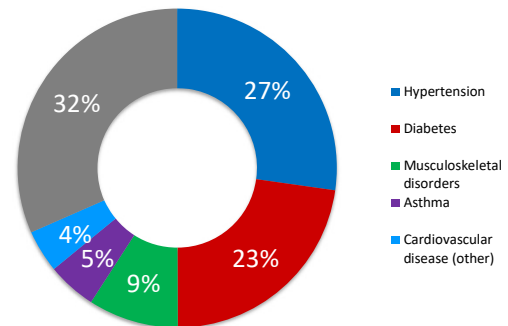
Data is collected using standardised Health Information System (HIS) data collection and reporting tools and aims to be as accurate as possible.

### Morbidity

#### Acute health conditions (%)



#### Chronic health conditions (%)



#### Top 5 acute health conditions

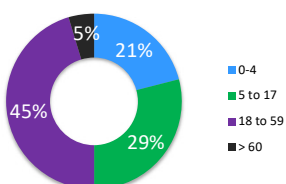
Rank	Condition	% morbidity	# of cases
1	URTI	26%	13,754
2	Dental conditions	12%	6,000
3	Skin disease	6%	3,174
4	Urinary Tract Infection	5%	2,816
5	Anaemia	5%	2,460
-	Other	46%	23,790

#### Top 5 chronic health conditions

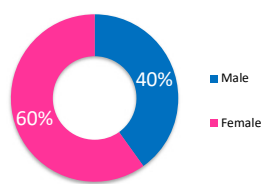
Rank	Condition	% morbidity	# of cases
1	Hypertension	27%	6,597
2	Diabetes	23%	5,495
3	Musculoskeletal disorders	9%	2,215
4	Asthma	5%	1,201
5	Cardiovascular disease (other)	4%	1,048
-	Other	32%	7,653

#### Breakdown of acute health conditions

##### by age

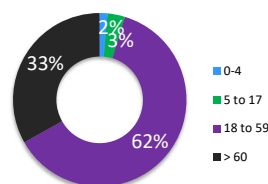


##### by gender

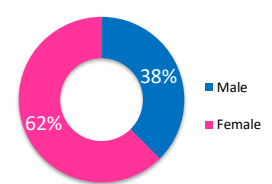


#### Breakdown of chronic health conditions

##### by age



##### by gender



## Public Health

### Health Impact

	Indicator	Standard	
Crude Mortality Rate (CMR) (/1000/month)	0.1	< 0.75	✓
Under-five Mortality Rate (U5MR) (/1000/month)	0.3	< 1.5	✓
Neonatal Mortality Rate (NNMR) (/1000 livebirths)	15.0	< 12	✗

### Access and utilization

Total number of consultations	78,346		
Health utilisation rate	3.4	1 - 4	✓
No. of consultations per trained clinician per day	31	< 50	✓

### Outbreak Alert and Response

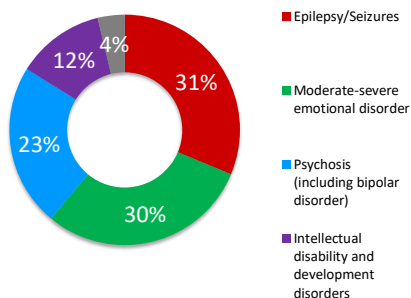
	Indicator	Standard
Number of outbreaks reported	0	
% of outbreaks investigated within 48 hours		100%

### Laboratory

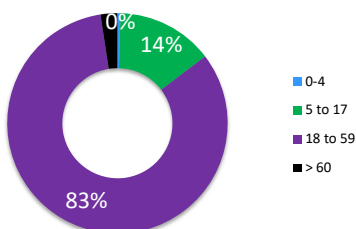
Number of laboratory samples	51,456
------------------------------	--------

## Breakdown of mental health conditions

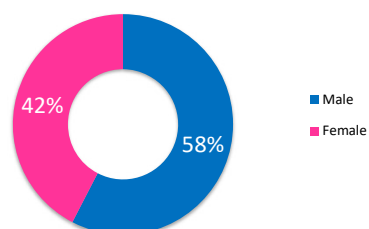
### By cause



### By age

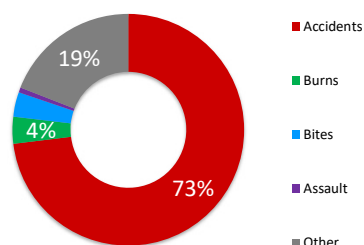


### By gender

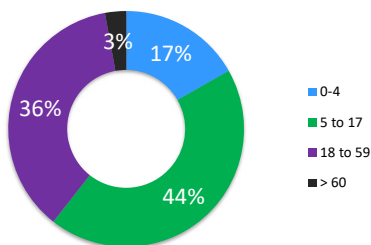


## Breakdown of injuries

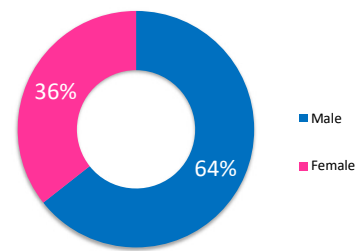
### By cause



### By age



### By gender



## In-patient and referral

### In-patient department

	Indicator	Standard	
Hospitalisation rate (/1000/year)	27.6	50 - 150	
Bed occupancy rate	74%	> 75%	✗
Mean length of stay for authorised discharges (days)	1.3		

## Reproductive Health

### Antenatal care

	Indicator	Standard	
Coverage of antenatal care (4 or more visits)	100%	≥ 90%	✓
Coverage of TT vaccination	100%	≥ 90%	✓
Coverage of anaemia screening in pregnancy	100%	≥ 90%	✓

### Delivery care

Proportion of deliveries attended by skilled personnel	100%	≥ 90%	✓
Proportion of deliveries performed by caesarean section	39%	5 - 15%	✗
Proportion of low birth weight deliveries (<2500g)	3%	< 15%	✓

### Maternal mortality

Number of maternal deaths reported	0		
% of maternal deaths investigated within 48 hours		100%	

### Postnatal care

	Indicator	Standard	
Coverage of postnatal care	117%	≥ 90%	✓

### Sexual and Gender-based Violence

Incidence of rape (reported cases/10,000/year)*	0.0		^
% of rape survivors who received PEP** < 72 hours		100%	^
% of rape survivors who received ECP*** < 120 hours		100%	^
% of rape survivors who received STI**** prophylaxis < 2 wks		100%	^

\*Only includes rapes reported at health facilities \*\*Post-exposure prophylaxis \*\*\*Emergency contraceptive pill  
\*\*\*\*Sexually transmitted infection

UNHCR gratefully acknowledges the support of the following partners:

