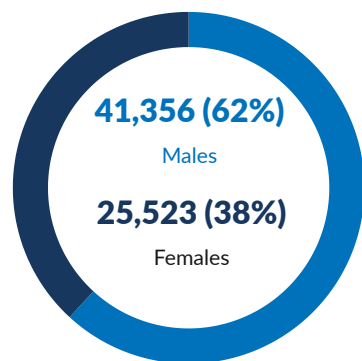


Legal Status: All

Urban or DC: All

Gender: All

Mantika: All



13,457 (20%)
Boys

27,103 (40%)
Men

18,941 (28%)
Single Males

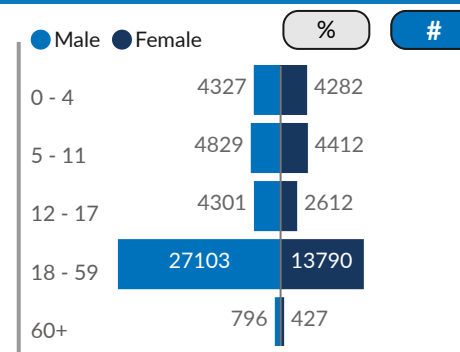
796 (1%)
Elderly Men (60+)

11,306 (17%)
Girls

13,790 (21%)
Women

1,958 (3%)
Single Females

427 (1%)
Elderly Women (60+)

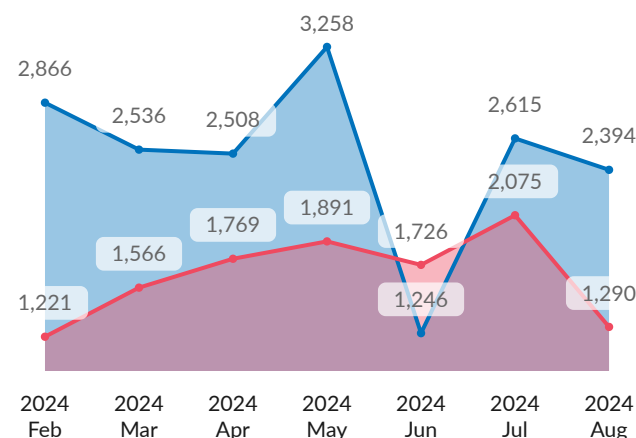


Place of Residence

Mantika	# of Individuals	% of Individuals
Tripoli	31,952	47.78%
Aljbara	15,592	23.31%
Misrata	4,495	6.72%
Unknown	4,080	6.10%
Azzawya	3,380	5.05%
Almargeb	2,246	3.36%
Zwara	1,655	2.47%
Benghazi	1,418	2.12%
Al Jabal Al Gharbi	515	0.77%
Sebha	245	0.37%
Ejdabia	239	0.36%
Al Jabal Al Akhdar	200	0.30%
Tobruk	179	0.27%
Almarj	153	0.23%
Sirt	123	0.18%
Wadi Ashshati	96	0.14%
Nalut	73	0.11%
Derna	68	0.10%
Murzuq	65	0.10%
Alkufra	37	0.06%
Aljufra	34	0.05%
Ubari	34	0.05%

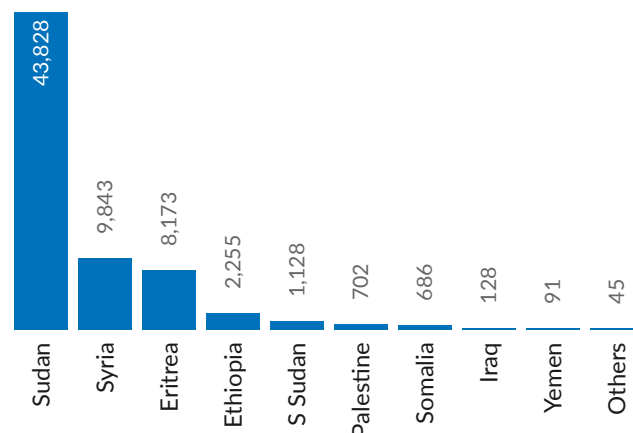
New Registration / Closure

New Registration Closure



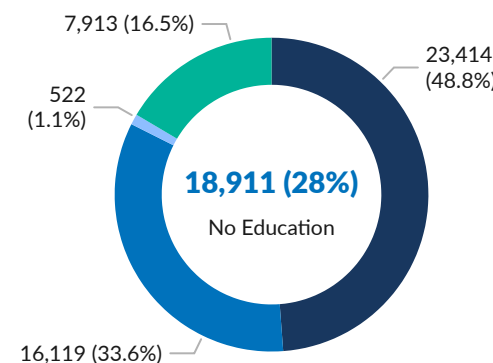
Refugee Trends

Nationality



Education level in the country of origin

High School Primary Technical University

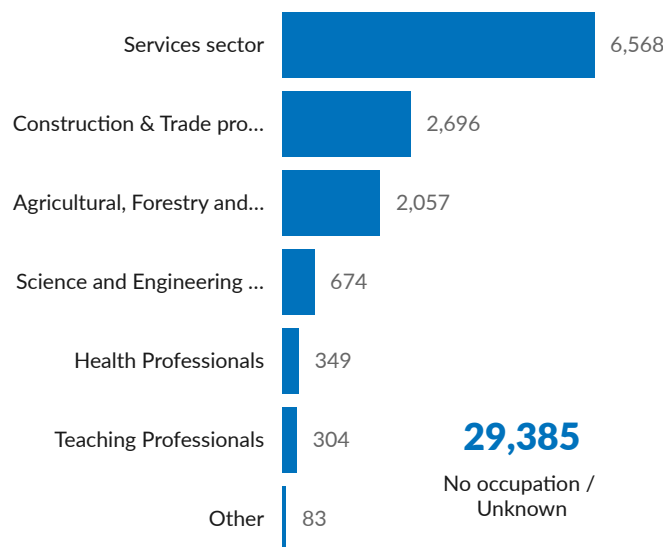


Specific Needs Categories

Categories	Individuals	% Value
Child at risk	7,957	10.22%
Disability	1,068	1.37%
Family unity	1,139	1.46%
Older person at risk	307	0.39%
Serious medical condition	7,920	10.18%
SGBV	1,889	2.43%
Single parent	1,481	1.90%
Specific legal and physical protection needs	48,968	62.91%
Torture	1,668	2.14%
Unaccompanied or separated child	1,708	2.19%
Woman at risk	3,728	4.79%

* Specific needs categories can only be filtered by Nationality

Occupation in the country of origin



* data contains only adult population

Map Flow

