UGANDA- POPULATION DASHBOARD

ANNEX III - SETTLEMENT PROFILES 31-Aug-2024

Adjumani

Total Population	Total Refugees
225,096	225,089
Total Households	Total Asylum-Seekers
29,813	7

Women and Children
83 %
187,626

Female
54 %
120,444

Elderly
3 %
6,955

Youth 15-24
27 %
60,878

New Registration by Month

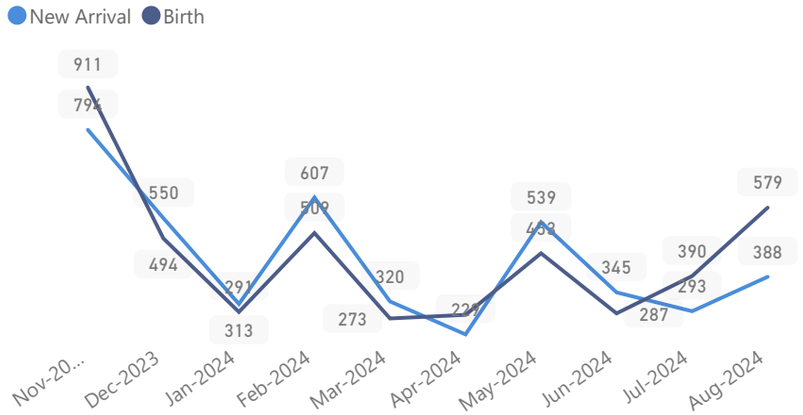

Top Zones

Zone	HHs	Individuals
Nyumanzi	5,053	46,483
Pagrinya	6,040	37,628
Ayilo I	2,993	27,975
Maaji II	2,587	18,385
Ayilo II	2,014	15,336
Maaji III	2,298	14,863
Boroli I	1,315	9,531
Mirieyi	1,028	9,077
Alere	860	7,603
Agojo	1,515	7,442
Baratuku	816	6,480
Mungula I	673	5,607
Olua I	607	5,227

Country of Origin	Total
South Sudan	224,736
Sudan	307
DR Congo	42
Eritrea	5

Occupation - Top

18 % Have occupation

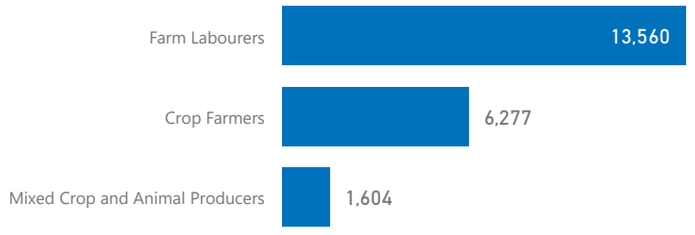

* Age is between 18 - 59 years for Occupation

Age & Gender Breakdown

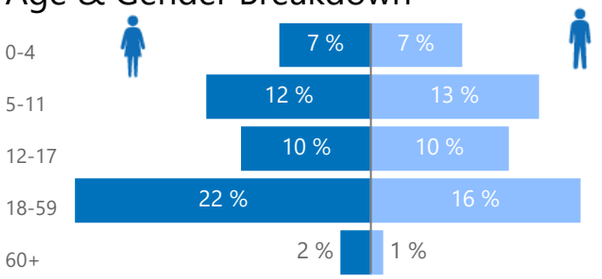

Specific Needs - Top 7

25,475 12,770

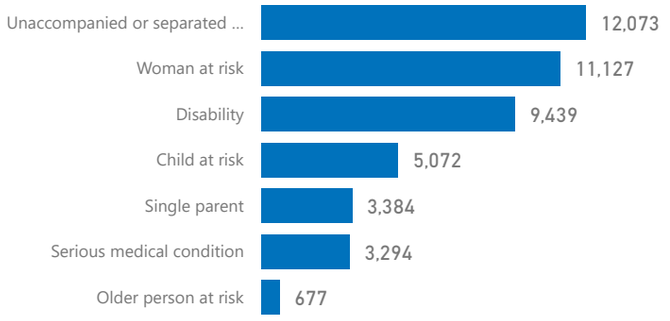

Assistance Status

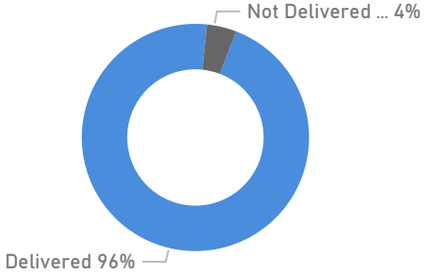

UGANDA- POPULATION DASHBOARD

ANNEX III - SETTLEMENT PROFILES 31-Aug-2024

Bidibidi

Total Population	Total Refugees
201,683	201,682
Total Households	Total Asylum-Seekers
36,565	1

Women and Children
83 %
167,040

Female
52 %
105,748

Elderly
3 %
5,550

Youth 15-24
27 %
53,919

Top Zones

Zone	HHs	Individuals
Zone 3	9,304	48,215
Zone 2	7,521	45,514
Zone 5	8,137	42,323
Zone 1	6,230	36,995
Zone 4	5,390	28,612

Age & Gender Breakdown

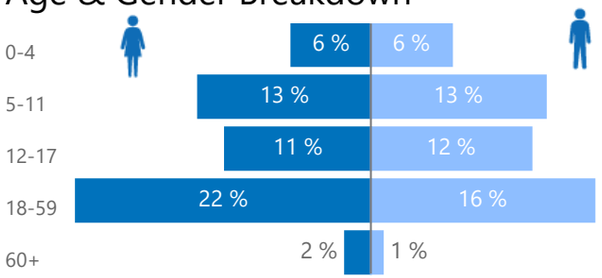

Country of Origin

Country of Origin	Total
South Sudan	201,545
Sudan	88
DR Congo	45
Ethiopia	3
Burundi	1
Rwanda	1

Specific Needs

- Top 7

6,784 3,875

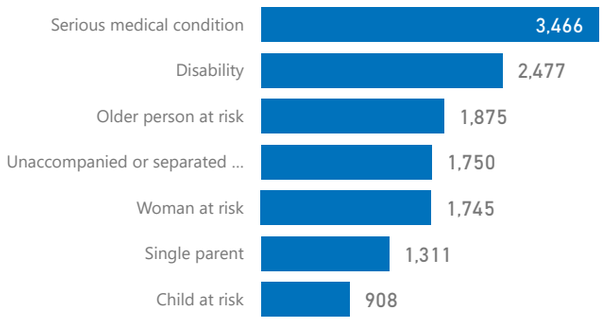

New Registration by Month

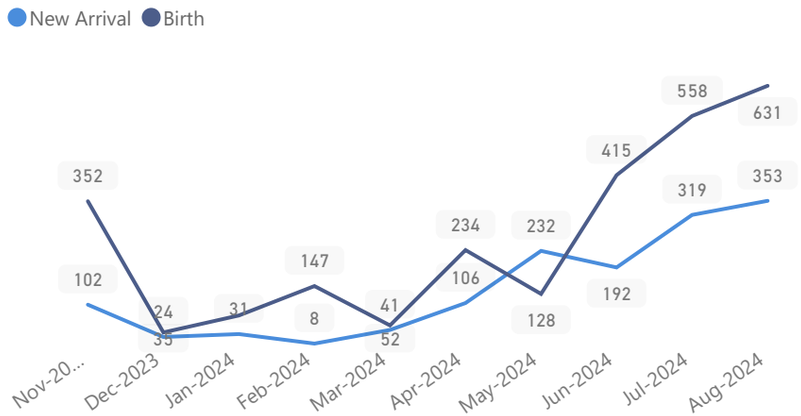

Occupation - Top

16 % Have occupation

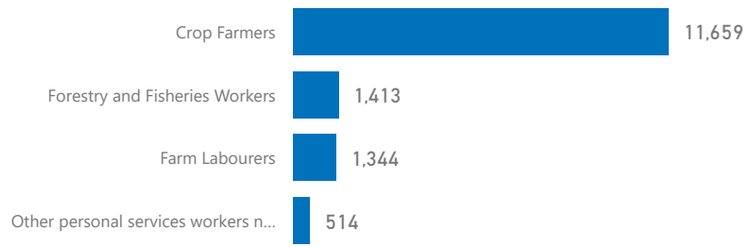

* Age is between 18 - 59 years for Occupation

Assistance Status

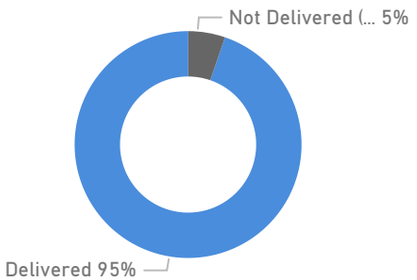

UGANDA- POPULATION DASHBOARD

ANNEX III - SETTLEMENT PROFILES 31-Aug-2024

Imvepi

Total Population	Total Refugees
69,148	69,136
Total Households	Total Asylum-Seekers
15,541	12

Women and Children
83 %
57,390

Female
53 %
36,753

Elderly
3 %
2,000

Youth 15-24
24 %
16,700

Top Zones

Zone	HHs	Individuals
Zone I	6,373	28,310
Zone Ii	5,181	25,368
Zone Iii	3,173	13,122
Zone Iv	838	2,341

Age & Gender Breakdown

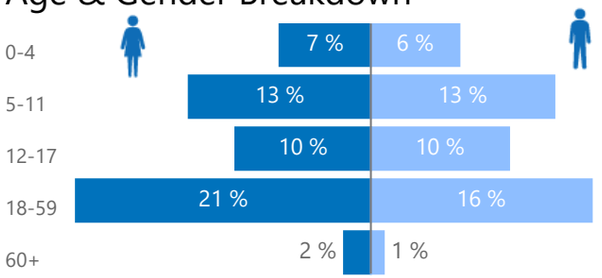

Country of Origin

Country of Origin	Total
South Sudan	65,954
DR Congo	3,030
Sudan	159
Central African Republic	1
Ethiopia	1
Rwanda	1
Senegal	1
United Republic of Tanzania	1

Specific Needs - Top 7

6,456 3,349

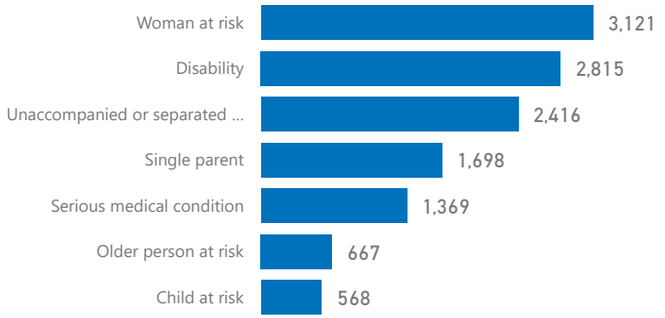

New Registration by Month

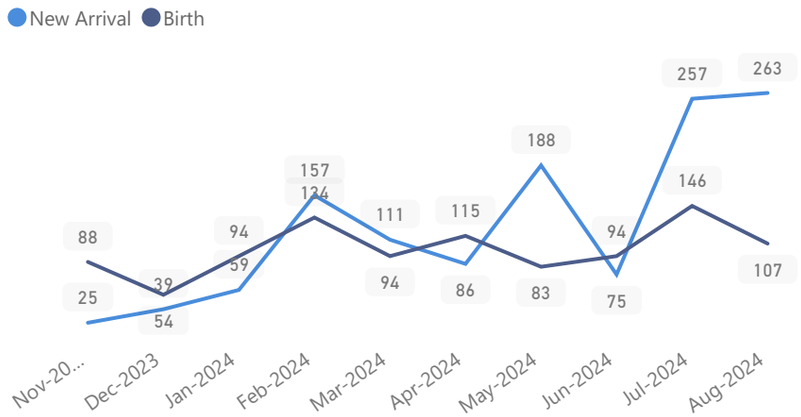

Occupation - Top

22 % Have occupation

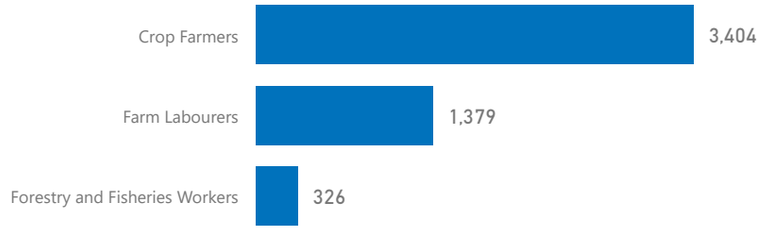

* Age is between 18 - 59 years for Occupation

Assistance Status

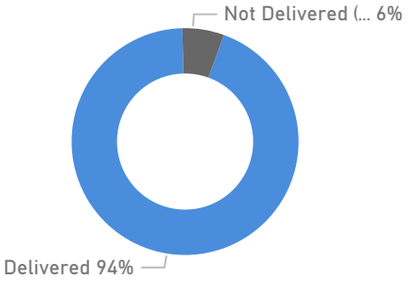

UGANDA- POPULATION DASHBOARD

ANNEX III - SETTLEMENT PROFILES 31-Aug-2024

Kampala

Total Population	Total Refugees
153,079	113,647
Total Households	Total Asylum-Seekers
93,414	39,432

Women and Children
60 %
91,906

Female
46 %
69,762

Elderly
1 %
2,112

Youth 15-24
24 %
36,699

New Registration by Month

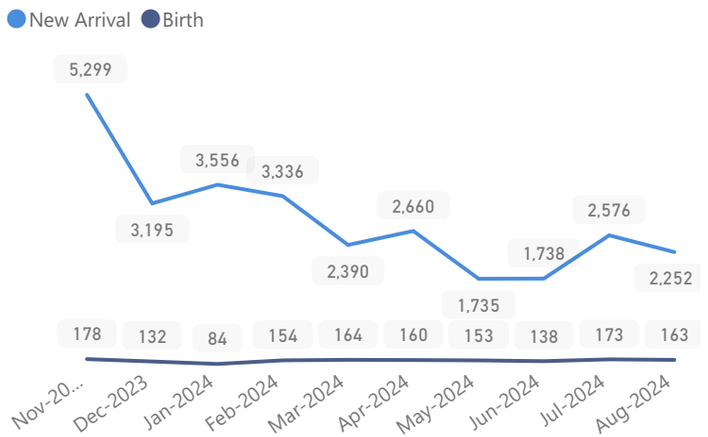

Top Zones

Zone	HHs	Individuals
Makindye Division	44,658	74,317
Kampala Central	28,714	39,477
Rubaga Division	15,848	30,043
Kawempe Division	2,692	5,287
Nakawa	1,091	3,005

Country of Origin

Country of Origin	Total
Eritrea	54,107
Somalia	39,421
DR Congo	25,000
Ethiopia	12,579
Sudan	10,437
Burundi	4,817

Occupation - Top

5 % Have occupation

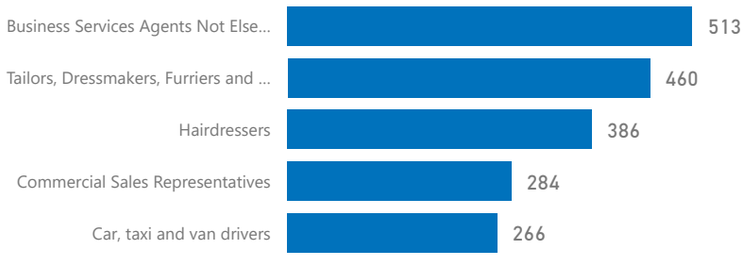

* Age is between 18 - 59 years for Occupation

Age & Gender Breakdown

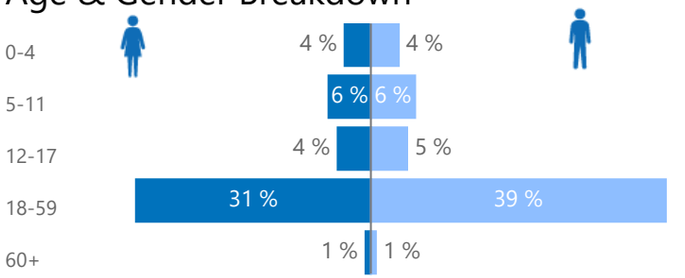

Specific Needs - Top 7

1,103 889

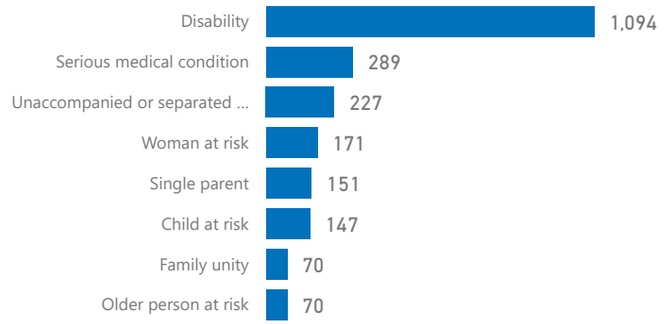

Assistance Status

UGANDA- POPULATION DASHBOARD

ANNEX III - SETTLEMENT PROFILES 31-Aug-2024

Kiryandongo

Total Population	Total Refugees
124,790	124,730
Total Households	Total Asylum-Seekers
29,835	60

Women and Children
78 %
97,425

Female
51 %
64,181

Elderly
3 %
3,681

Youth 15-24
28 %
35,377

Top Zones

Zone	HHs	Individuals
Ranch 1	16,865	66,675
Ranch 37	12,939	58,065

Country of Origin

Country of Origin	Total
South Sudan	82,892
Sudan	41,241
DR Congo	383
Kenya	190
Burundi	42
Rwanda	23

Age & Gender Breakdown

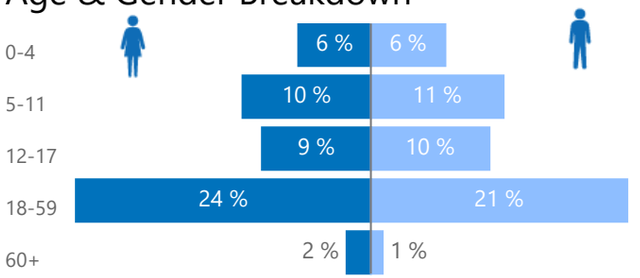

Specific Needs - Top 7

8,279 4,696

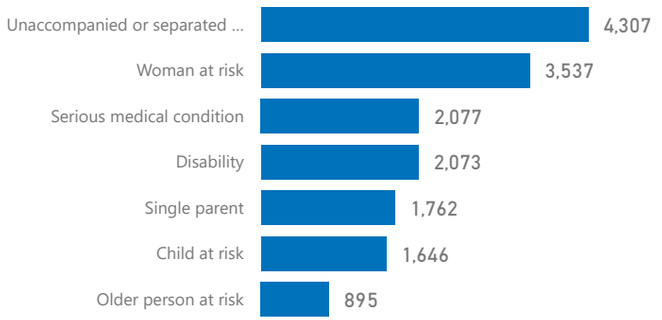

New Registration by Month

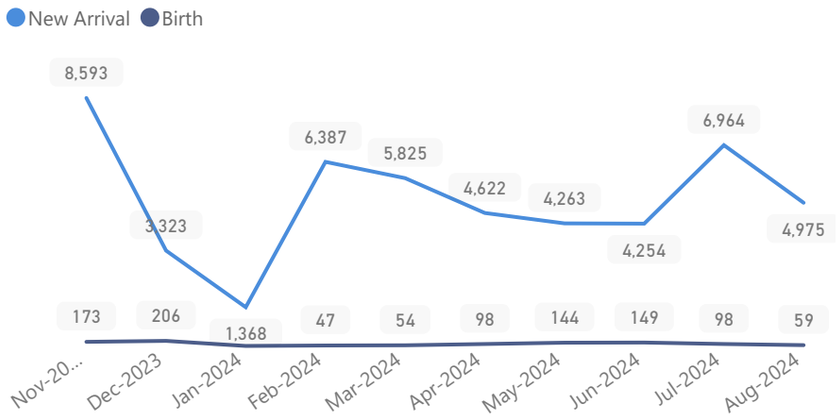

Occupation - Top

10 % Have occupation

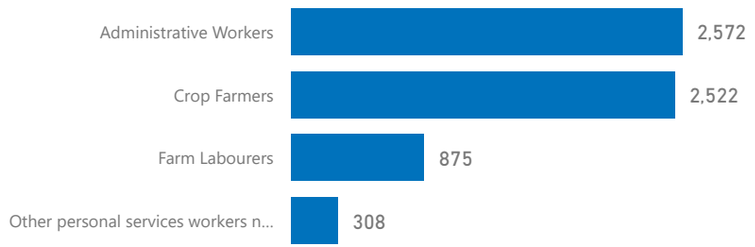

* Age is between 18 - 59 years for Occupation

Assistance Status

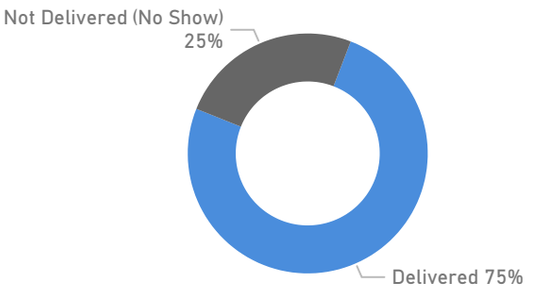

UGANDA- POPULATION DASHBOARD

ANNEX III - SETTLEMENT PROFILES 31-Aug-2024

Kyaka II

Total Population	Total Refugees
131,325	127,477
Total Households	Total Asylum-Seekers
34,441	3,848

Women and Children
80 %
104,705

Female
51 %
67,022

Elderly
3 %
3,512

Youth 15-24
20 %
26,436

New Registration by Month

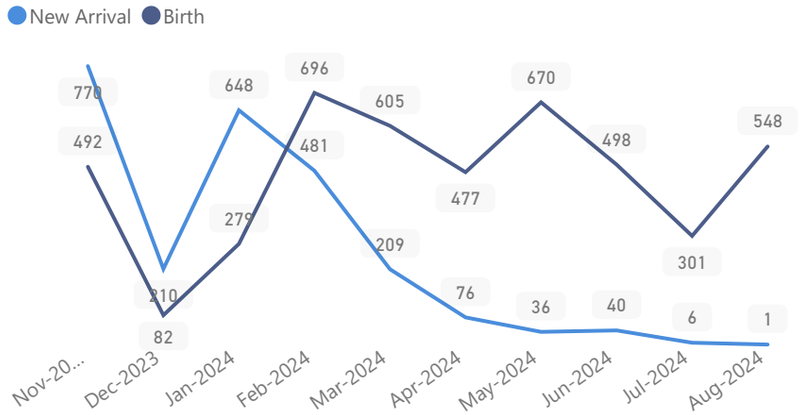

Top Zones

Zone	HHs	Individuals
Sweswe	6,444	23,187
Byabakora	5,603	22,206
Bwiriza	5,877	21,672
Mukondo	4,682	18,386
Itambabiniga	4,652	17,343

Country of Origin	Total
DR Congo	123,607
Rwanda	4,140
Burundi	3,473
South Sudan	51
Congo, Republic of the	14
Kenya	13

Occupation - Top

20 % Have occupation

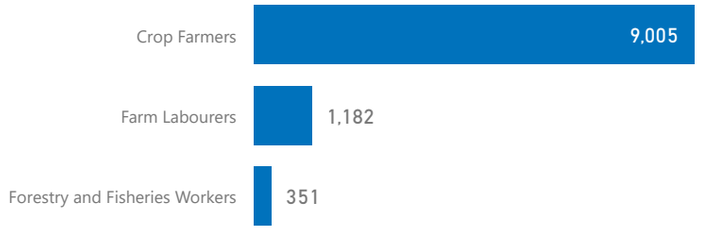

* Age is between 18 - 59 years for Occupation

Age & Gender Breakdown

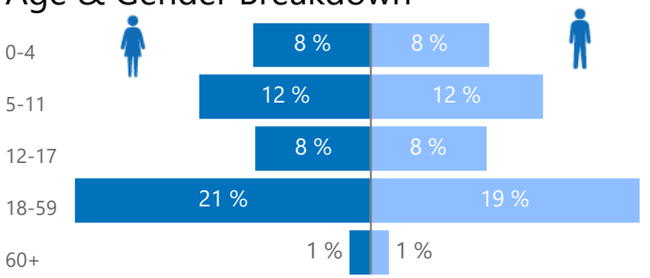

Specific Needs - Top 7

21,801 11,556

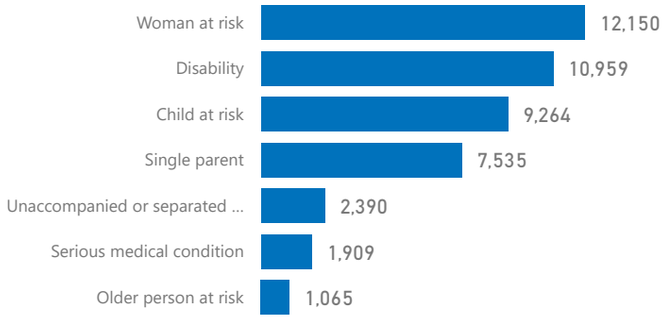

Assistance Status

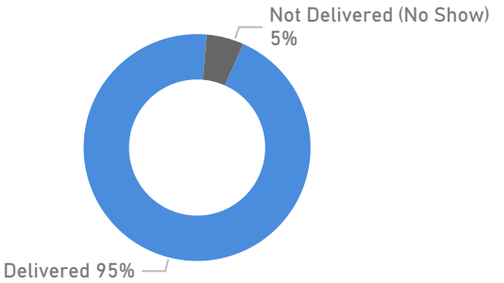

UGANDA- POPULATION DASHBOARD

ANNEX III - SETTLEMENT PROFILES 31-Aug-2024

Kyangwali

Total Population	Total Refugees
141,341	140,733
Total Households	Total Asylum-Seekers
42,222	608

Women and Children
82 %
115,414

Female
53 %
74,993

Elderly
3 %
4,819

Youth 15-24
19 %
26,252

New Registration by Month

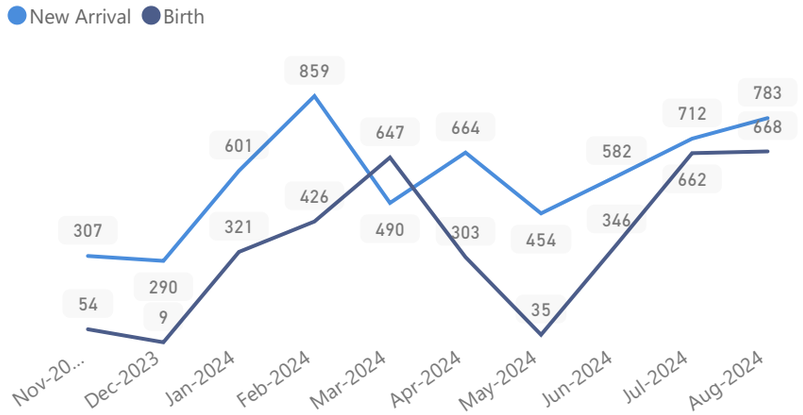

Top Zones

Zone	HHs	Individuals
Kyebitaka	2,633	11,040
Mukunyu A	2,791	7,633
Kagoma	2,163	7,570
Mombasa	1,968	7,473
KARUHINDA	2,239	7,219
WAIBUGA	2,183	7,148
Kentomi	2,371	7,146
Nyampindu	1,995	6,110
MALUMBA	1,927	6,083
NYABITETE	1,781	5,962

Country of Origin	Total
DR Congo	136,939
South Sudan	3,623
Rwanda	626
Burundi	130
Kenya	11
Somalia	5
Sudan	5

Occupation - Top

38 % Have occupation

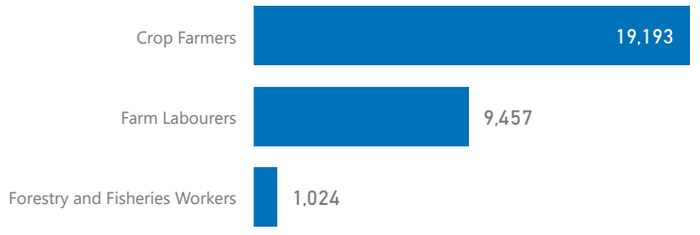

* Age is between 18 - 59 years for Occupation

Age & Gender Breakdown

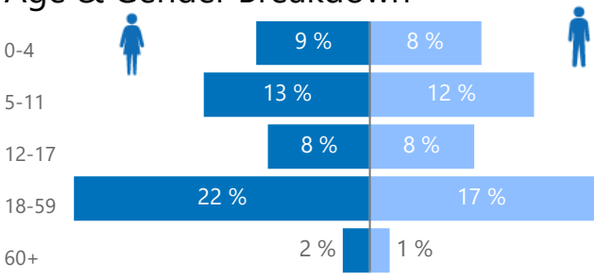

Specific Needs - Top 7

23,507 9,280

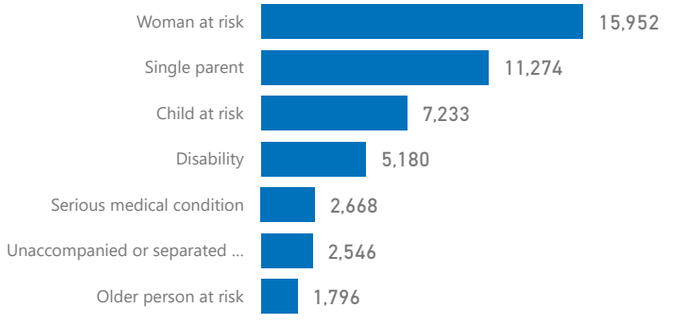

Assistance Status

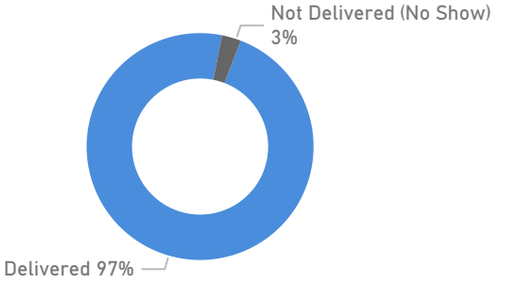

UGANDA- POPULATION DASHBOARD

ANNEX III - SETTLEMENT PROFILES 31-Aug-2024

Lobule

Total Population	Total Refugees
6,170	6,170
Total Households	Total Asylum-Seekers
973	0

Women and Children
82 %
5,057

Female
53 %
3,245

Elderly
3 %
194

Youth 15-24
31 %
1,882

Zones

Zone	HHs	Individuals
Zone B	499	3,256
Zone A	474	2,914

Age & Gender Breakdown

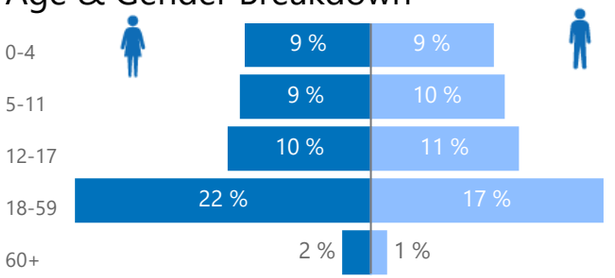

Country of Origin

Country of Origin	Total
DR Congo	6,165
South Sudan	4
Somalia	1

Specific Needs

- Top 7

995 565

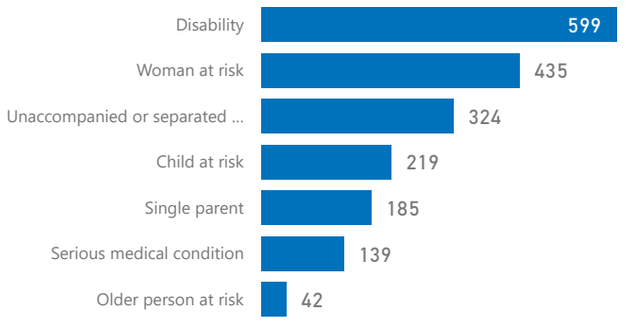

New Registration by Month

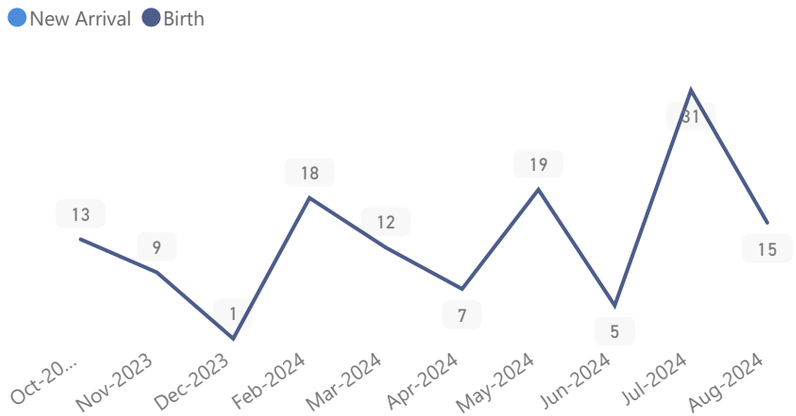

Occupation

- Top

33 % Have occupation

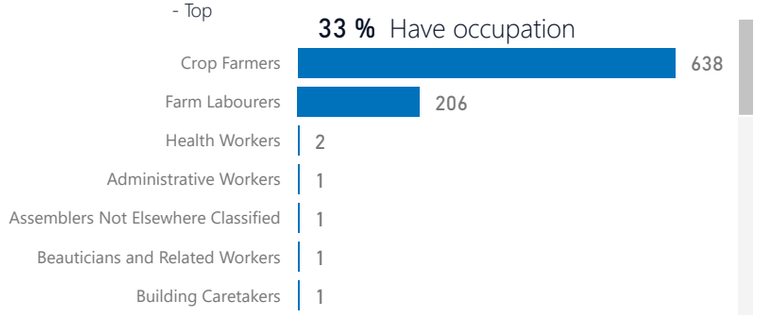

* Age is between 18 - 59 years for Occupation

Assistance Status

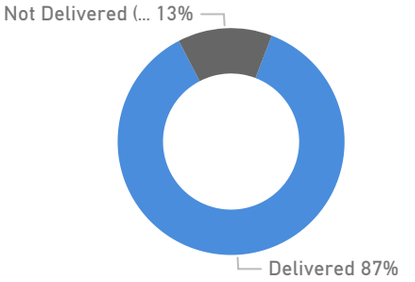

UGANDA- POPULATION DASHBOARD

ANNEX III - SETTLEMENT PROFILES 31-Aug-2024

Nakivale

Total Population	Total Refugees
197,443	194,635
Total Households	Total Asylum-Seekers
62,030	2,808

Women and Children
76 %
150,196

Female
50 %
99,577

Elderly
3 %
5,474

Youth 15-24
23 %
45,871

Top Zones

Zone	HHs	Individuals
Rubondo	34,990	95,045
Base Camp	17,172	67,487
Juru	9,502	33,659

Age & Gender Breakdown

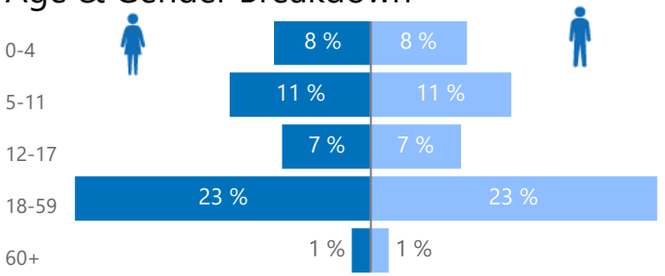

Country of Origin

Country of Origin	Total
DR Congo	134,722
Burundi	32,952
Rwanda	15,512
Somalia	11,779
Ethiopia	1,322
Eritrea	893

Specific Needs - Top 7

22,823 12,225

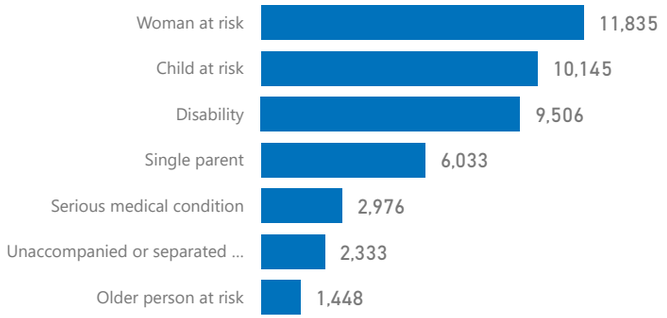

New Registration by Month

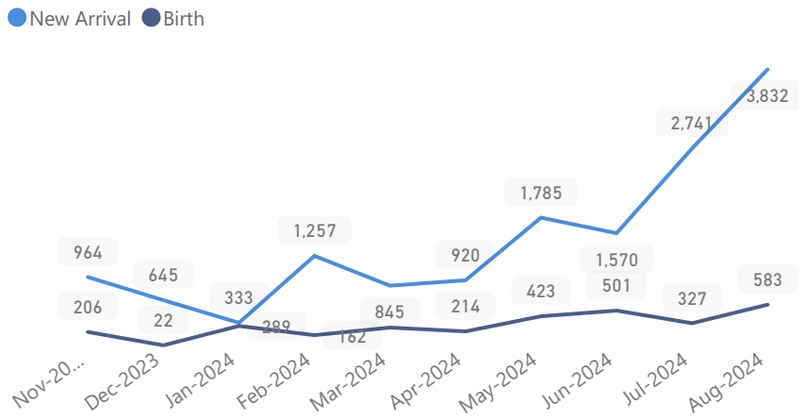

Occupation - Top

20 % Have occupation

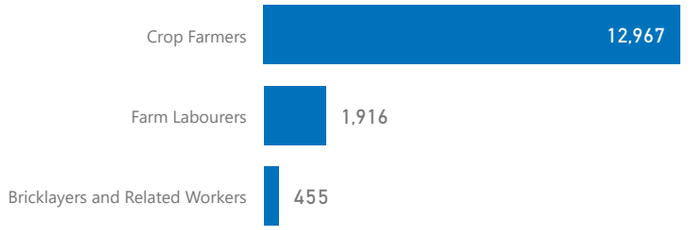

* Age is between 18 - 59 years for Occupation

Assistance Status

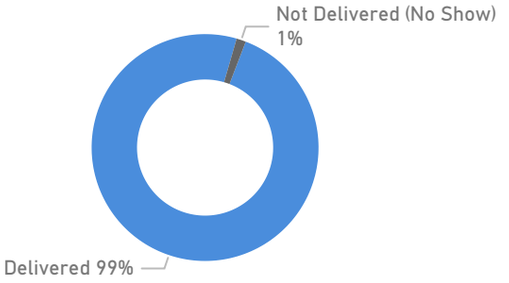

Source: Statistics - OPM (proGres)

Feedback: ugakareg@unhcr.org

Creation date: 03-Sep-2024

UGANDA- POPULATION DASHBOARD

ANNEX III - SETTLEMENT PROFILES 31-Aug-2024

Oruchinga

Total Population	Total Refugees
8,040	8,040
Total Households	Total Asylum-Seekers
1,731	0

Women and Children
79 %
6,347

Female
51 %
4,129

Elderly
3 %
278

Youth 15-24
22 %
1,793

Top Zones

Zone	HHs	Individuals
Kifunjo	540	2,350
Michinga	432	2,069
Busheka	435	2,037

Age & Gender Breakdown

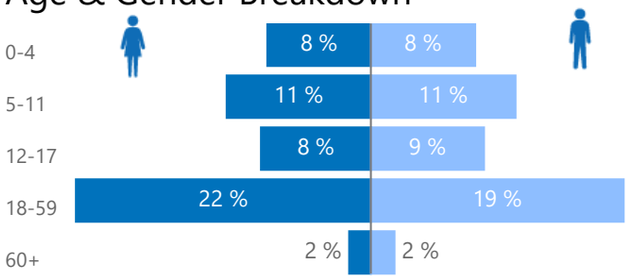

Country of Origin

Country of Origin	Total
DR Congo	4,160
Rwanda	2,110
Burundi	1,691
South Sudan	78
Sudan	1

Specific Needs - Top 7

1,589 945

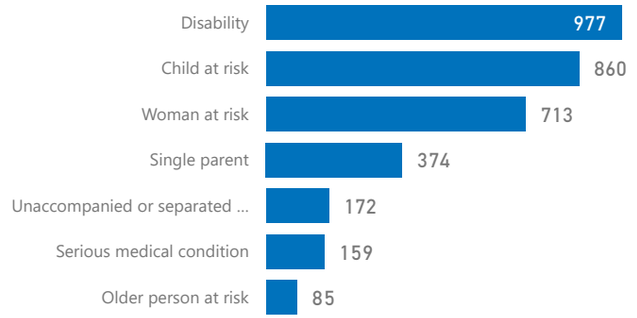

New Registration by Month

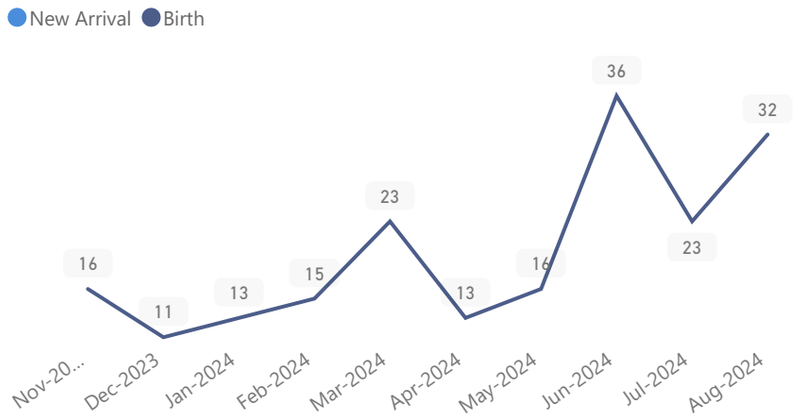

Occupation - Top

34 % Have occupation

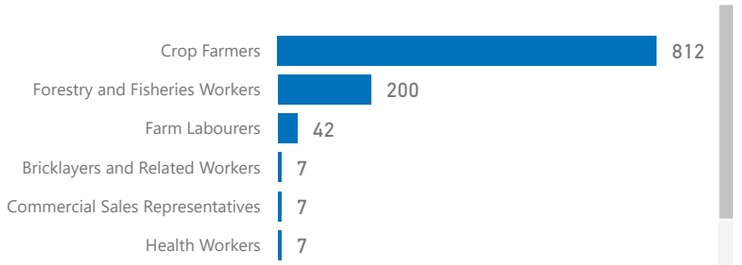

* Age is between 18 - 59 years for Occupation

Assistance Status

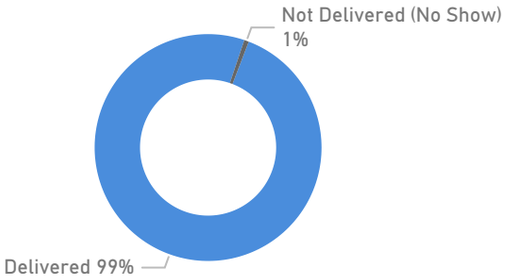

UGANDA- POPULATION DASHBOARD

ANNEX III - SETTLEMENT PROFILES 31-Aug-2024

Palabek

Total Population	Total Refugees
84,388	84,388
Total Households	Total Asylum-Seekers
17,697	0

Women and Children
84 %
70,975

Female
50 %
42,191

Elderly
2 %
1,472

Youth 15-24
26 %
21,956

Top Zones

Zone	HHs	Individuals
Zone 6	3,998	20,025
Zone 5B	2,836	12,967
Zone 7	2,192	10,945
Zone 4	1,842	8,242
Zone 5A	1,400	7,744
Zone 8	1,409	6,545
Zone 3	1,147	6,020
Zone 9	886	4,074
Zone 2	1,070	4,020
Zone 1	952	3,770

Country of Origin	Total
South Sudan	84,100
Sudan	241
DR Congo	47

Age & Gender Breakdown

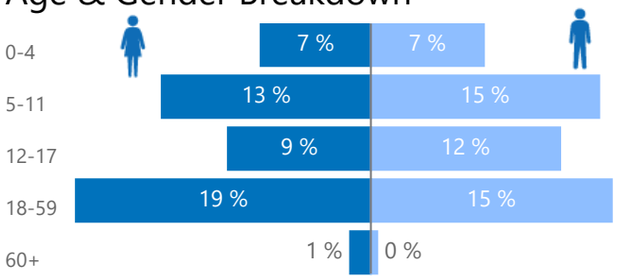

Specific Needs - Top 7

4,810 2,493

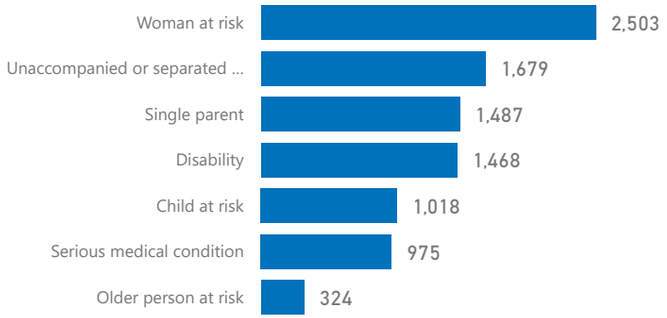

New Registration by Month

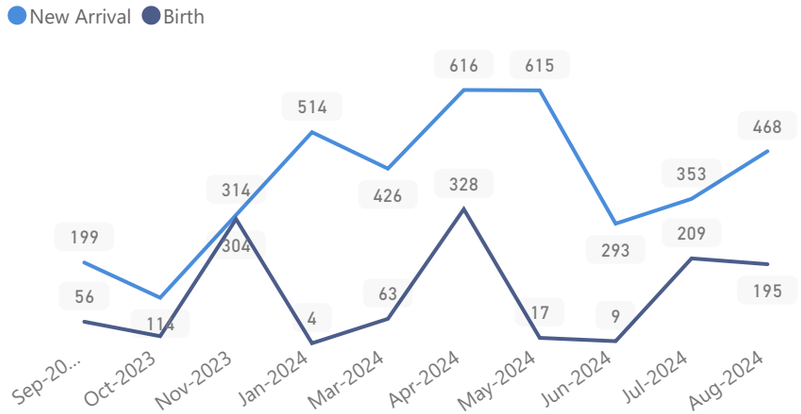

Occupation - Top

17 % Have occupation

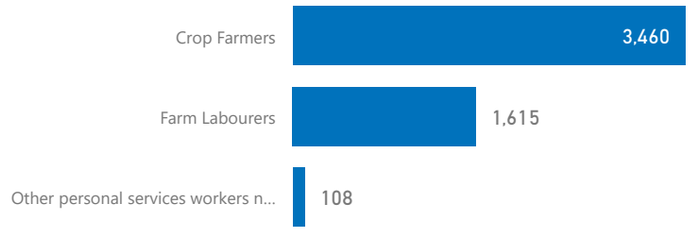

* Age is between 18 - 59 years for Occupation

Assistance Status

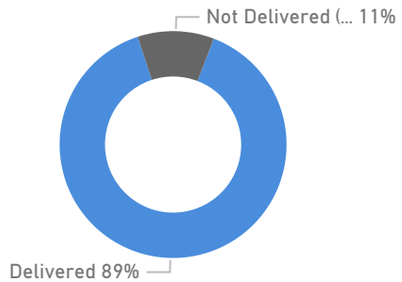

UGANDA- POPULATION DASHBOARD

ANNEX III - SETTLEMENT PROFILES 31-Aug-2024

Palorinya

Total Population	Total Refugees
135,677	135,668
Total Households	Total Asylum-Seekers
27,626	9

Women and Children
80 %
108,050

Female
53 %
71,280

Elderly
4 %
5,422

Youth 15-24
26 %
35,324

New Registration by Month

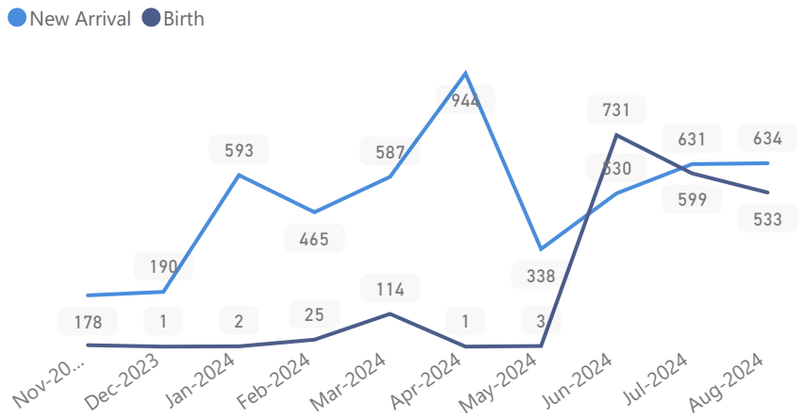

Top Zones

Zone	HHs	Individuals
Morobi	8,928	44,281
Dongo West	5,182	25,220
Chinyi	4,350	19,814
Basecamp Ibakwe	2,757	15,214
Dongo East	2,719	13,446
Belemaling	2,114	10,516
Budri	1,575	7,094

Country of Origin	Total
South Sudan	135,580
DR Congo	43
Sudan	39
Eritrea	12
Congo, Republic of the	1
Rwanda	1
Somalia	1

Occupation - Top

13 % Have occupation

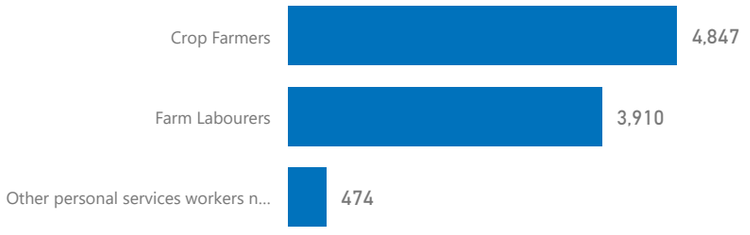

* Age is between 18 - 59 years for Occupation

Age & Gender Breakdown

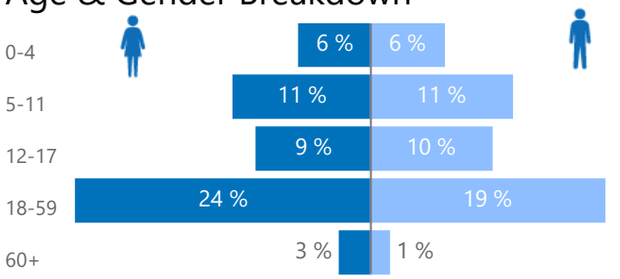

Specific Needs - Top 7

14,150 6,048

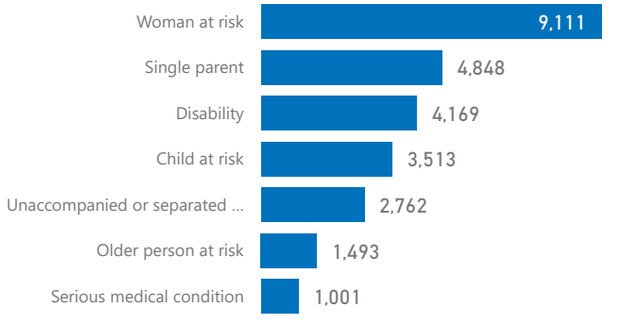

Assistance Status

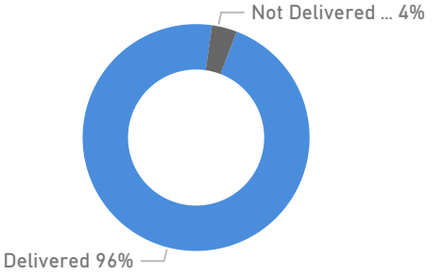

UGANDA- POPULATION DASHBOARD

ANNEX III - SETTLEMENT PROFILES 31-Aug-2024

Rhino

Total Population	Total Refugees
164,705	164,651
Total Households	Total Asylum-Seekers
30,602	54

Women and Children
81 %
134,106

Female
50 %
82,929

Elderly
2 %
3,288

Youth 15-24
28 %
46,876

New Registration by Month

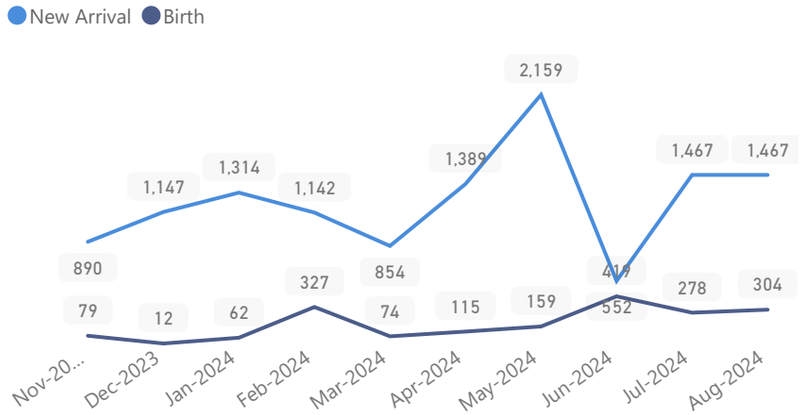

Zones

Zone	HHs	Individuals
Zone Vii	10,416	51,853
Zone Vi	4,980	27,088
Zone Ii	5,679	24,300
Zone Iii	3,536	18,855
Zone I	2,369	16,039
Zone V	1,868	14,579
Zone Iv	1,911	11,989

Country of Origin	Total
South Sudan	156,709
DR Congo	6,087
Sudan	1,801
Rwanda	36
Central African Republic	24
Ethiopia	13

Occupation - Top

8 % Have occupation

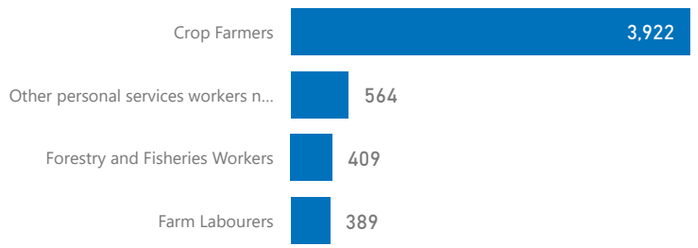

* Age is between 18 - 59 years for Occupation

Age & Gender Breakdown

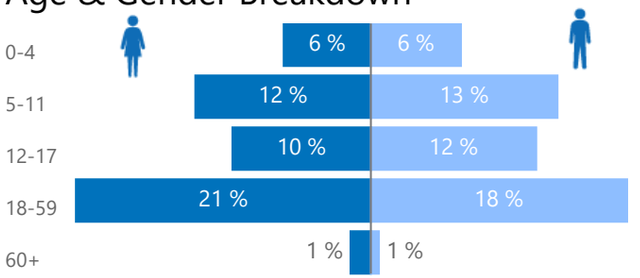

Specific Needs - Top 7

14,904 8,739

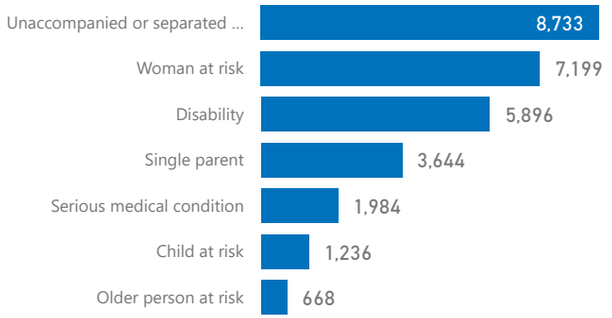

Assistance Status

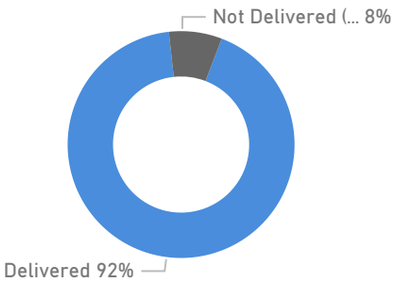

UGANDA- POPULATION DASHBOARD

ANNEX III - SETTLEMENT PROFILES 31-Aug-2024

Rwamwanja

Total Population	Total Refugees
98,446	97,265
Total Households	Total Asylum-Seekers
23,043	1,181

Women and Children
81 %
80,206

Female
51 %
50,659

Elderly
3 %
2,607

Youth 15-24
20 %
19,393

New Registration by Month

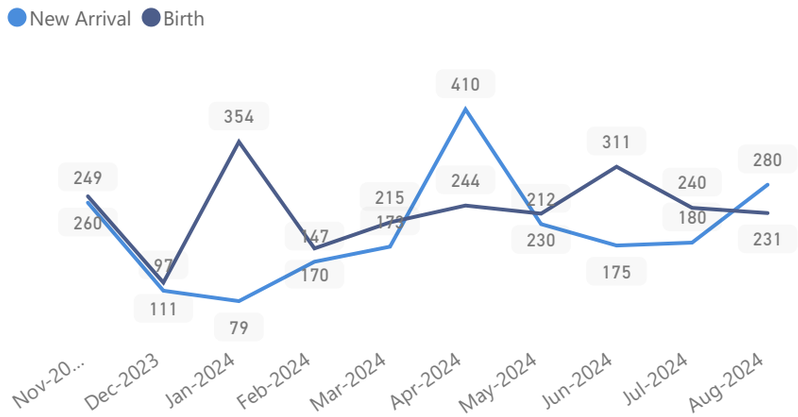

Top Zones

Zone	HHs	Individuals
Kyempango	10,811	39,058
Kaihora	2,224	11,550
Mahani	2,334	10,822
Ntenungi	1,757	8,746
Nkoma	1,750	8,697
Base Camp	1,886	8,523
Mahiga	952	4,394
Kikuura	563	2,704
Waijagahe	421	2,114
Buguta	335	1,694

Country of Origin	Total
DR Congo	97,868
Rwanda	339
South Sudan	159
Burundi	54
Somalia	11
Kenya	7

Occupation - Top

45 % Have occupation

* Age is between 18 - 59 years for Occupation

Age & Gender Breakdown

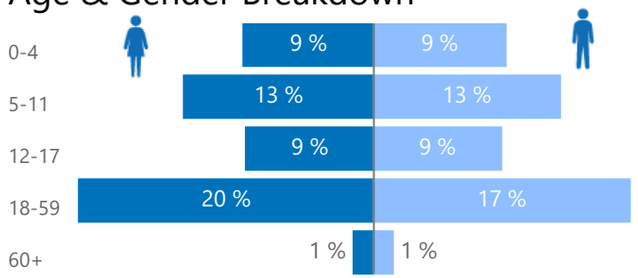

Specific Needs - Top 7

11,670 4,571

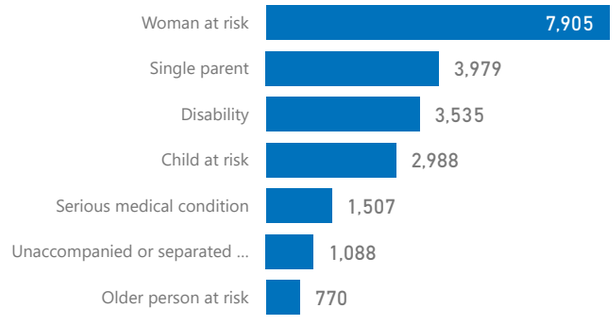
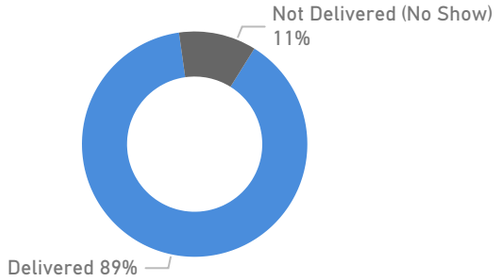
Assistance Status