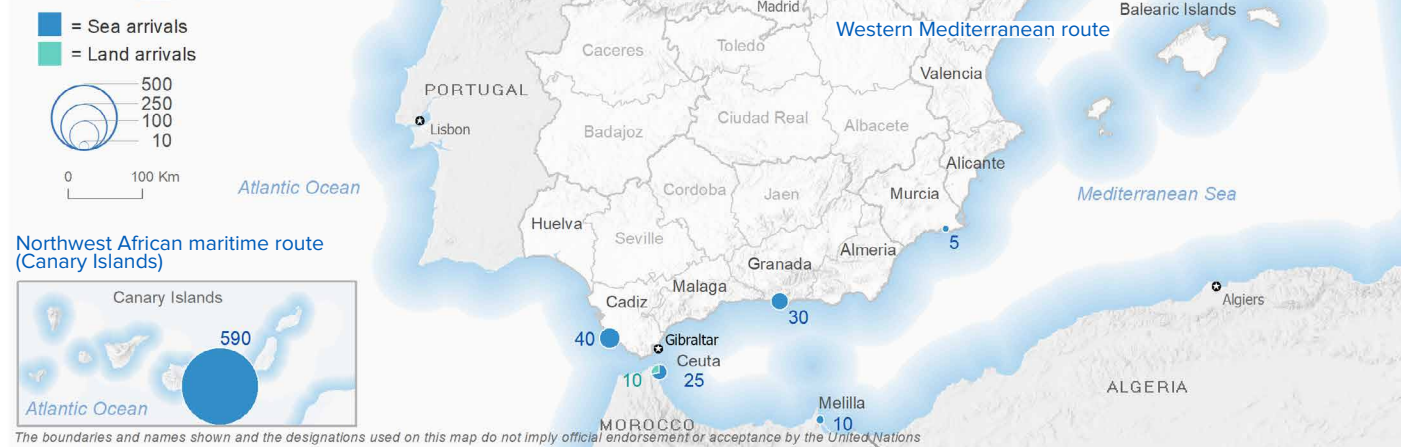


# SPAIN Weekly snapshot - Week 37 (9 - 15 Sep 2024)

The charts below are based on figures from the Ministry of Interior and UNHCR estimates. All figures are provisional and subject to change

## Refugees & migrants: sea and land arrivals in week 37<sup>1</sup>



### Arrivals in Spain

**38,302**  
 Arrivals as of 15 Sep 2024<sup>2</sup>  
+57%  
 Dif. 2023

**37,981**  
 Sea Arrivals<sup>2</sup>  
 Dif. 2023: +58%

**321**  
 Land Arrivals<sup>2</sup>  
 Dif. 2023: -19%

**710**  
 Arrivals Week 37<sup>1</sup>  
 Dif. last week: -56%  
 Dif. 2023: -39%

### Western Mediterranean

**11,489**  
 Arrivals as of 15 Sep 2024<sup>2</sup>  
+3%  
 Dif. 2023

**11,168**  
 Sea Arrivals<sup>2</sup>  
 Dif. 2023: +4%

**321**  
 Land Arrivals<sup>2</sup>  
 Dif. 2023: -19%

**119**  
 Arrivals Week 37<sup>1</sup>  
 Dif. last week: -89%  
 Dif. 2023: -61%

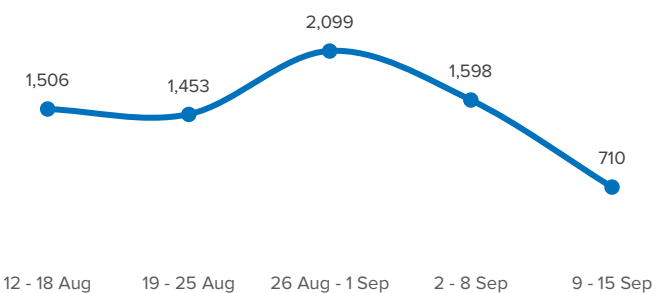
### Northwest African maritime (Canary Islands)

**26,813**  
 Arrivals as of 15 Sep 2024<sup>2</sup>  
+101%  
 Dif. 2023

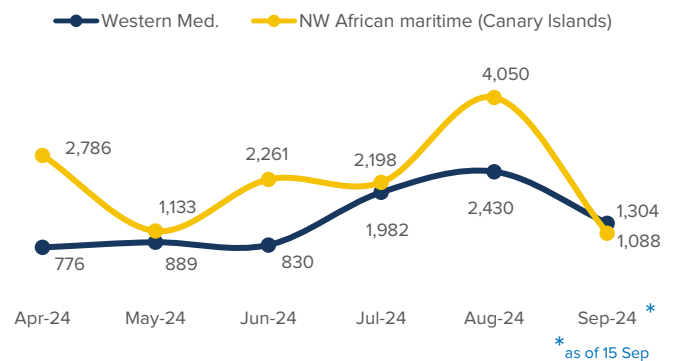
**26,813**  
 Sea Arrivals<sup>2</sup>  
 Dif. 2023: +101%

**591**  
 Arrivals Week 37<sup>1</sup>  
 Dif. last week: +19%  
 Dif. 2023: -32%

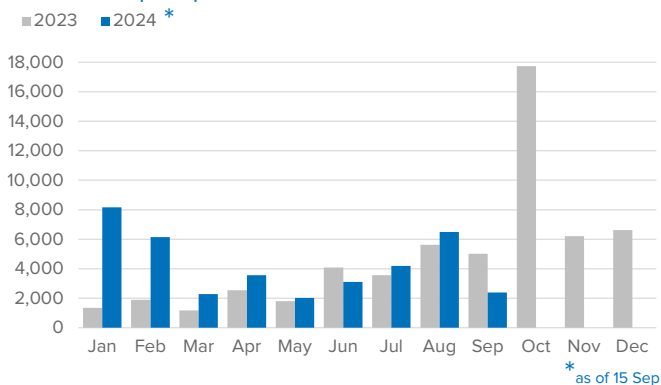
### Arrivals in Spain during the last five weeks<sup>1</sup>



### Arrivals in Spain by route during the last six months<sup>2</sup>



### Arrivals in Spain per month<sup>2</sup>



### Arrivals in Spain per year<sup>2</sup>

