

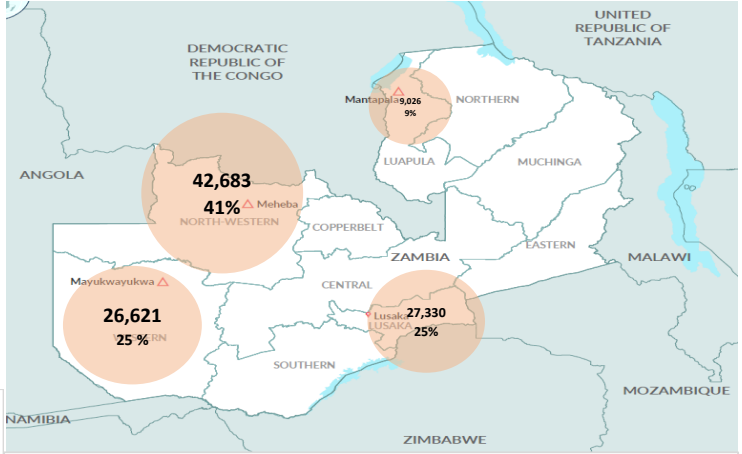
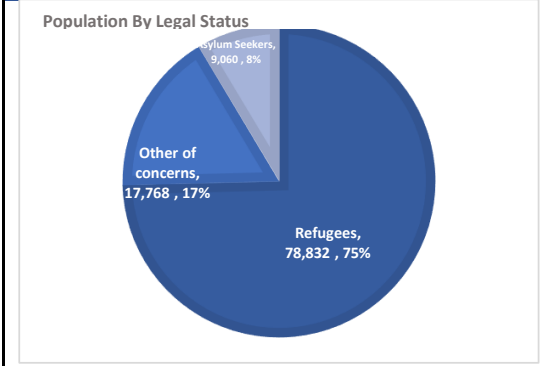
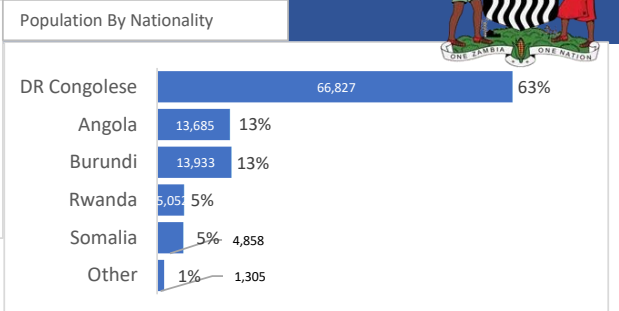
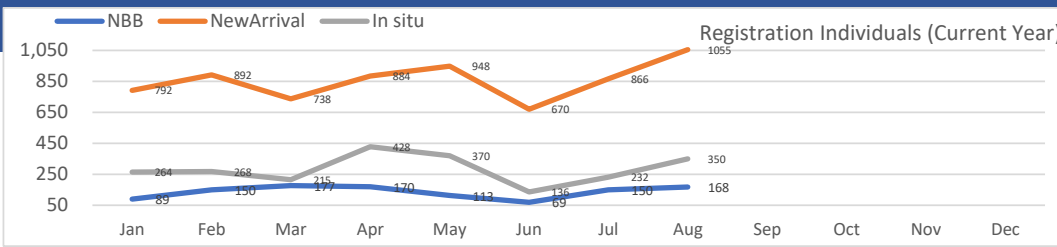


Total Population **105,660**  
Households **22,013**

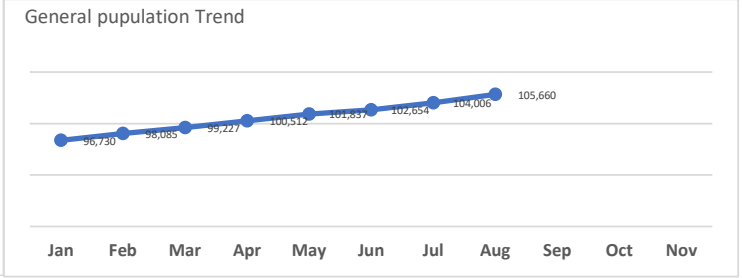
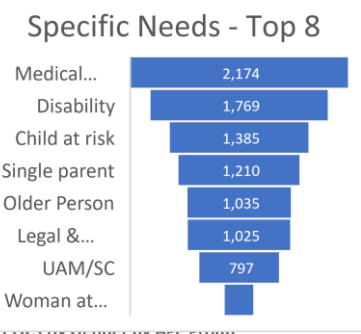
## Zambia Country statistical Report 31 August 2024

**Year -2024**

Total Births	1,086
New Arrivals	6,845
In situ	2,263
<b>Total Reg. 2024</b>	<b>10,194</b>



- Pop. in Settlements
- 74%
  - Pop. in Urban
  - 26%
  - Women & Children
  - 57%
  - Elderly
  - 3%



Location	Female					Male					Grant Total		
	00 - 04	05 - 11	12 - 17	18 - 59	60+	Total	00 - 04	05 - 11	12 - 17	18 - 59		60+	Total
Urban	971	1,657	1,415	5,402	250	9,695	1,044	1,604	1,867	12,732	388	17,635	27,330
Mantapala	818	1,048	766	1,789	124	4,545	821	1,062	725	1,760	113	4,481	9,026
Mayukwayukwa	1,491	2,329	1,637	5,769	332	11,558	1,574	2,324	1,728	8,885	552	15,063	26,621
Meheba	2,219	4,253	3,451	9,255	538	19,716	2,224	4,122	3,462	12,428	731	22,967	42,683
<b>Grand Total</b>	<b>5,499</b>	<b>9,287</b>	<b>7,269</b>	<b>22,215</b>	<b>1,244</b>	<b>45,514</b>	<b>5,663</b>	<b>9,112</b>	<b>7,782</b>	<b>35,805</b>	<b>1,784</b>	<b>60,146</b>	<b>105,660</b>
Percentages	12%	20%	16%	49%	3%	43%	9%	15%	13%	60%	3%	57%	

Locations	Nationalities	Refugees	Asylum Seekers	Former Refugees	Grand Total
Meheba Settlement	DR Congolese	26,198	360	0	26,558
	Burundi	4,164	54	0	4,218
	Angolan	0	0	6,578	6,578
	Somali	1,550	23	0	1,573
	Rwandan	432	7	3,207	3,646
	Others Nat.	109	1	0	110
<b>Sub Total</b>		<b>32,453</b>	<b>445</b>	<b>9,785</b>	<b>42,683</b>
Mayukwayukwa Settlement	DR Congolese	16,783	88	0	16,871
	Burundi	2,436	27	0	2,463
	Angolan	0	0	7,078	7,078
	Rwandan	56	0	137	193
	Others Nat.	8	0	0	8
<b>Sub Total</b>		<b>19,290</b>	<b>116</b>	<b>7,215</b>	<b>26,621</b>
Urban	DR Congolese	10,345	4,028	0	14,373
	Burundi	4,201	3,051	0	7,252
	Somali	2,902	375	0	3,277
	Rwandan	466	8	739	1,213
	Angolan	0	0	29	29
	Others Nat.	870	316	0	1,186
<b>Sub Total</b>		<b>18,784</b>	<b>7,778</b>	<b>768</b>	<b>27,330</b>
Nchelenge Mantapala	DR Congolese	8,305	720	0	9,025
	Burundi	0	0	0	0
	Others Nat.	0	1	0	1
<b>Sub Total</b>		<b>8,305</b>	<b>721</b>	<b>0</b>	<b>9,026</b>
<b>TOTAL</b>		<b>78,832</b>	<b>9,060</b>	<b>17,768</b>	<b>105,660</b>

Total Refugees & Asylum seekers: 87,892  
Total Angolan and Rwandan former refugees: 17,768

Data source COR (proGres)

Self-Settled population has been remove from stats from 1 December 2022