# Aegean Islands Weekly Snapshot

## Sea arrivals

This week, the Aegean islands saw 1,412 arrivals, a decrease from last week's 1,547.
The average of the daily arrivals on the Aegean islands for this week is 202.

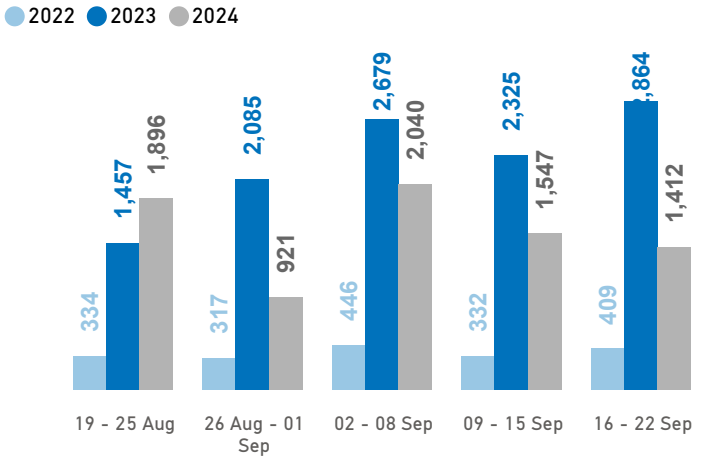


## Entry Points

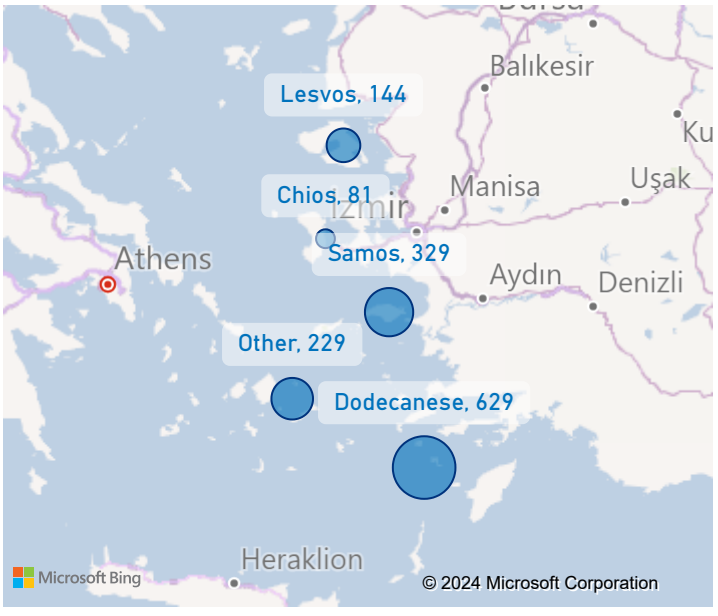


## Population in the CCACs

Currently, 9,318 refugees and migrants reside in the Closed Controlled Access Center(s).

Most of them are from Syria (50%), Afghanistan (17%) and Somalia (6%). Men account for 58% of the population, women for 18% and children for 24%.

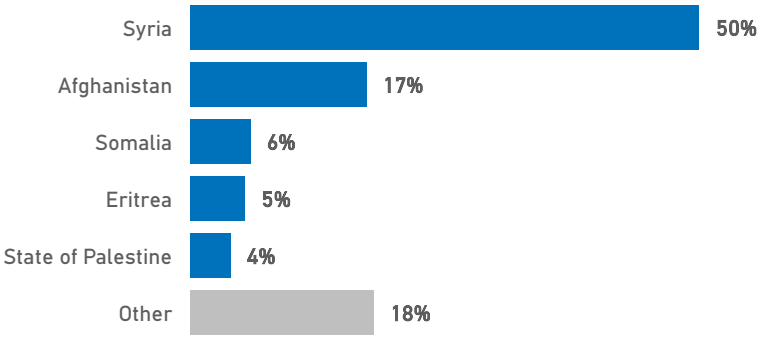


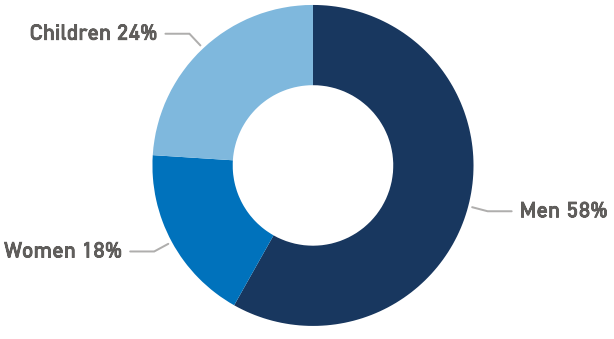


## Population on the Islands

There are 10,641 refugees and migrants on the Aegean islands. Out of this total, 9,318 reside at the CCACs and 571 are hosted in other facilities.
UNHCR estimates that there are also 752 self-accommodated in the islands.

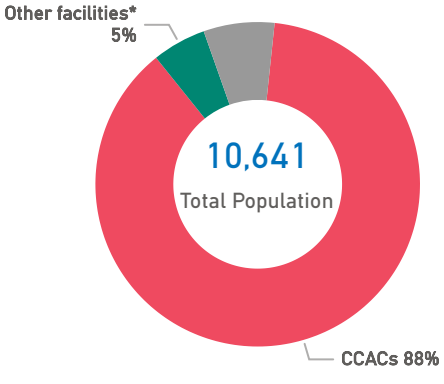


## Departures

This week, 469 refugees and migrants departed from the Aegean islands to the mainland.

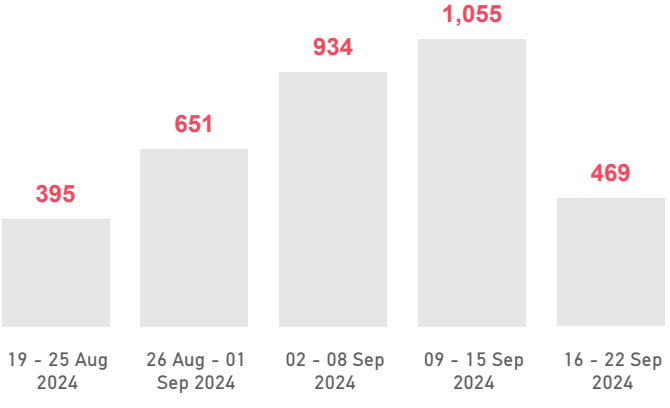


**Published on 25/09/2024**

more information: UNHCR Operational Portal - Greece

***Other facilities** include shelters for unaccompanied children, detention facilities, etc.

**Refugees and migrants** includes asylum-seekers, beneficiaries of international protection and people out of the asylum procedure.

**Departures to the mainland** mainly include: i) transfers in the context of IOM Assisted Voluntary Return and Reintegration programme, ii) transfers of unaccompanied children to State-run facilities, iii) organized transfers supported by the government, including controlled facilities for temporary accommodation of asylum-seekers in the mainland/sites, and iv) those who depart on their own means.

**Data Sources:** Population data - Partial Data from the Government and other sources; Arrivals/Departures - Hellenic Police, Hellenic Coastguard

Figures are subject to future adjustment based on consolidated figures provided by the authorities. Percentages may not add up to 100 due to rounding and slightly differ between the text and graphs.

***The boundaries, the names shown and the designations used on the map do not imply official endorsement or acceptance by the United Nations.***

UNHCR The UN Refugee Agency Greece

16 - 22 Sep 2024

# Lesvos Weekly Snapshot

## Sea arrivals

This week, Lesvos saw 144 arrivals, a decrease from last week's 221.

The average of the daily arrivals on Lesvos for this week is 21.

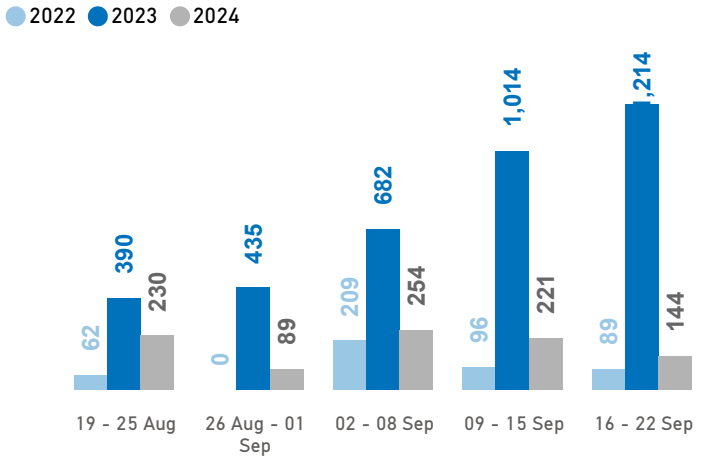


## Entry Points

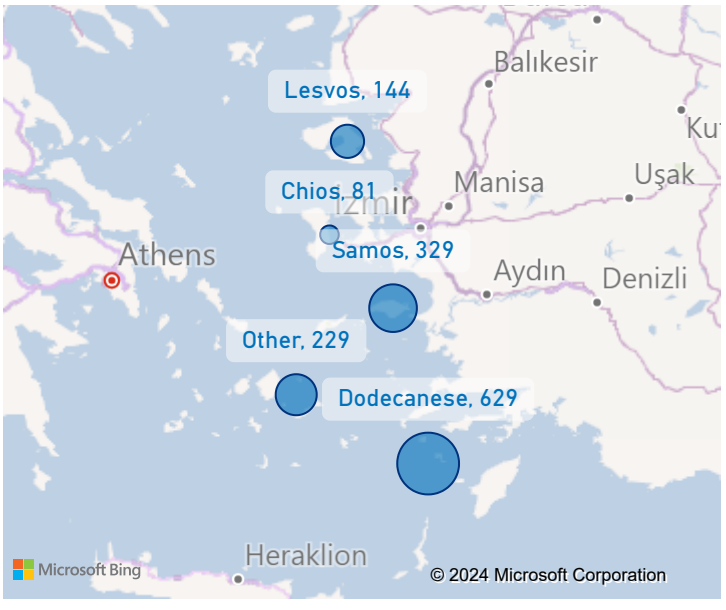


## Population in the CCAC

Currently, 1,319 refugees and migrants reside in the Closed Controlled Access Center.

Most of them are from Syria (45%), Afghanistan (30%) and Yemen (10%). Men account for 55% of the population, women for 19% and children for 26%.

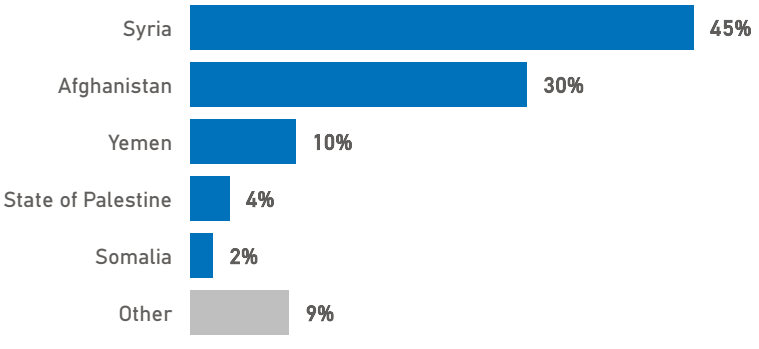


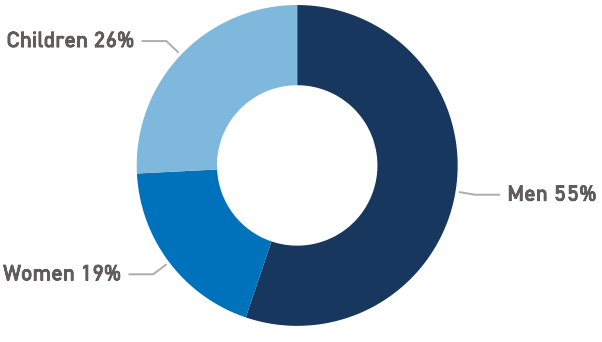


## Population on the Island

There are 1,685 refugees and migrants on Lesvos. Out of this total, 1,319 reside at the CCAC and 147 are hosted in other facilities. UNHCR identified 219 self-accommodated refugees in the island up to this date.

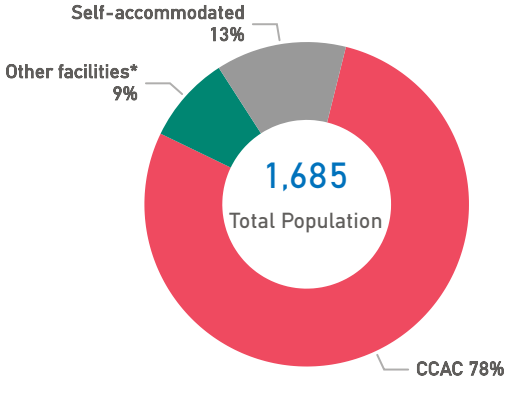


## Departures

This week, 7 refugees and migrants departed from Lesvos to the mainland.

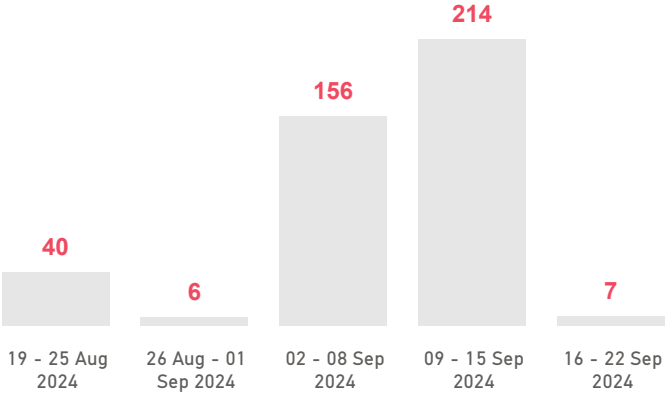


**Published on 25/09/2024**

more information: UNHCR Operational Portal - Greece

***Other facilities** include shelters for unaccompanied children, detention facilities, etc.

**Refugees and migrants** includes asylum-seekers, beneficiaries of international protection and people out of the asylum procedure.

**Departures to the mainland** mainly include: i) transfers in the context of IOM Assisted Voluntary Return and Reintegration programme, ii) transfers of unaccompanied children to State-run facilities, iii) organized transfers supported by the government, including controlled facilities for temporary accommodation of asylum-seekers in the mainland/sites, and iv) those who depart on their own means.

**Data Sources:** Population data - Partial Data from the Government and other sources; Arrivals/Departures - Hellenic Police, Hellenic Coastguard

Figures are subject to future adjustment based on consolidated figures provided by the authorities. Percentages may not add up to 100 due to rounding and slightly differ between the text and graphs.

***The boundaries, the names shown and the designations used on the map do not imply official endorsement or acceptance by the United Nations.***

# Chios Island Weekly Snapshot

## Sea arrivals

This week, Chios island saw 81 arrivals, a decrease from last week's 173.

The average of the daily arrivals on Chios island for this week is 12.

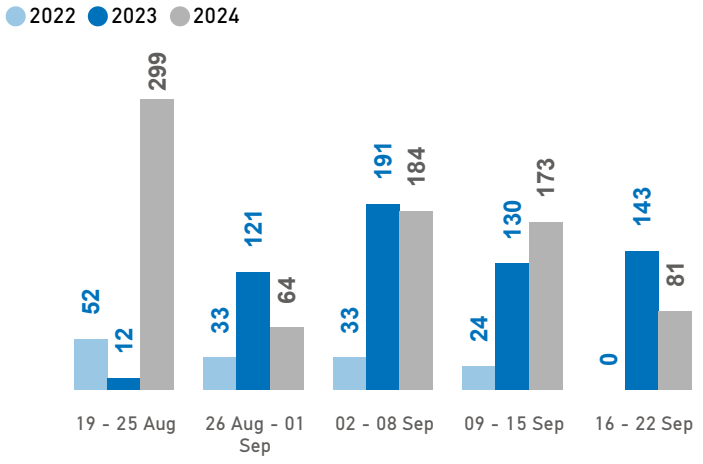


## Entry Points

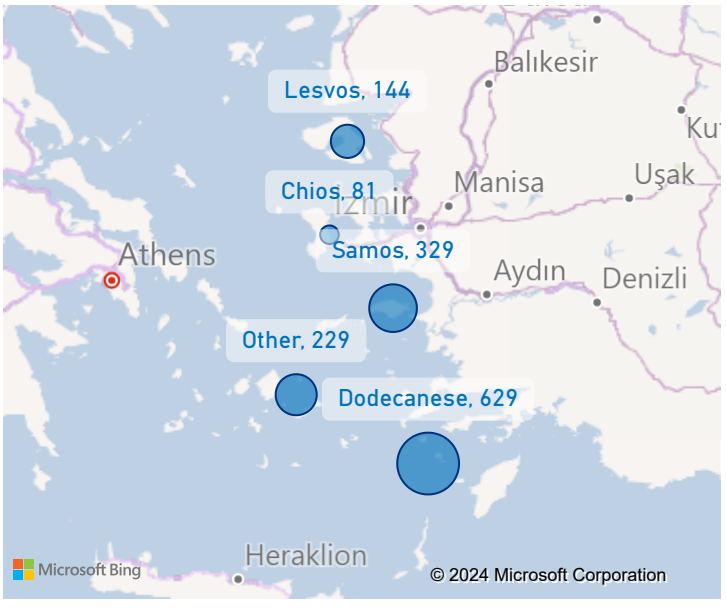


## Population in the CCAC

Currently, 1,247 refugees and migrants reside in the Closed Controlled Access Center.

Most of them are from Syria (43%), Afghanistan (23%) and Somalia (12%). Men account for 50% of the population, women for 22% and children for 28%.

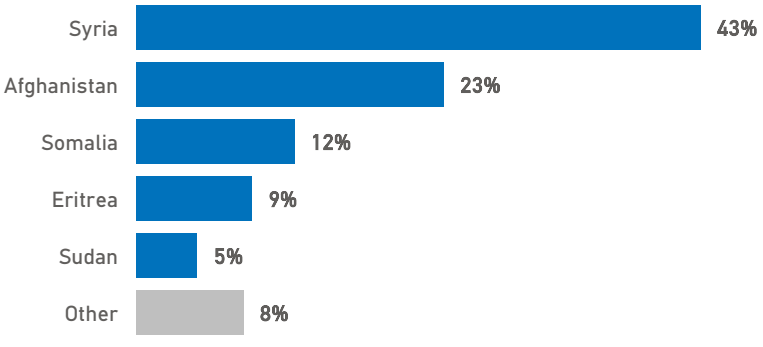


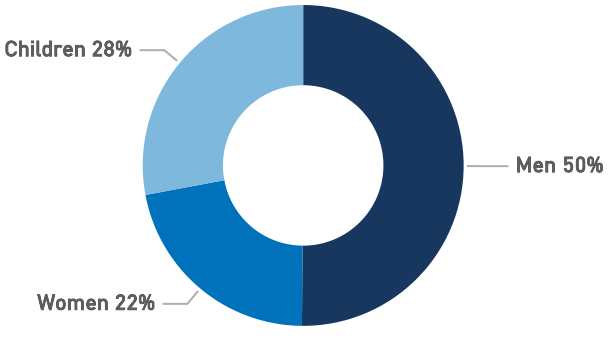


## Population on the Island

There are 1,365 refugees and migrants on Chios island. Out of this total, 1,247 reside at the CCAC and 14 are hosted in other facilities. UNHCR estimates that there are also 104 self-accommodated in the island.

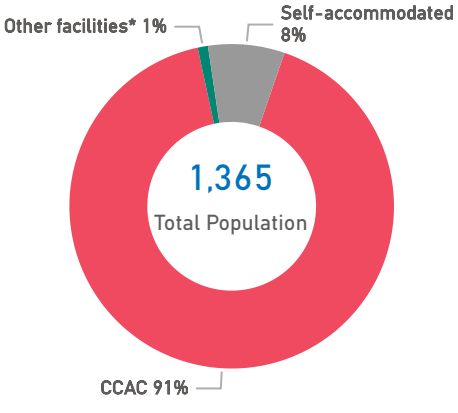


## Departures

This week, 60 refugees and migrants departed from Chios island to the mainland

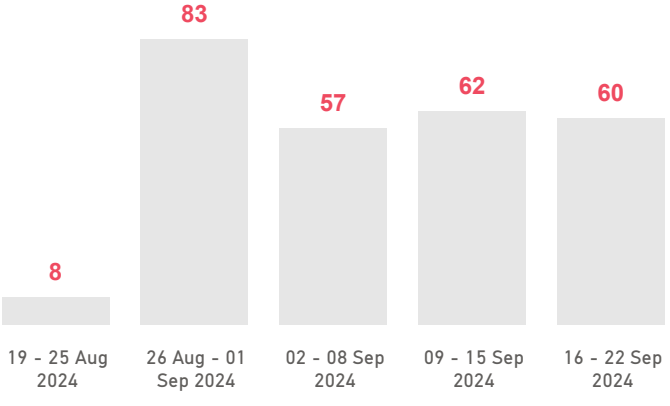


**Published on 25/09/2024**

more information: UNHCR Operational Portal - Greece

***Other facilities** include shelters for unaccompanied children, detention facilities, etc.

**Refugees and migrants** includes asylum-seekers, beneficiaries of international protection and people out of the asylum procedure.

**Departures to the mainland** mainly include: i) transfers in the context of IOM Assisted Voluntary Return and Reintegration programme, ii) transfers of unaccompanied children to State-run facilities, iii) organized transfers supported by the government, including controlled facilities for temporary accommodation of asylum-seekers in the mainland/sites, and iv) those who depart on their own means.

**Data Sources:** Population data - Partial Data from the Government and other sources; Arrivals/Departures - Hellenic Police, Hellenic Coastguard

Figures are subject to future adjustment based on consolidated figures provided by the authorities. Percentages may not add up to 100 due to rounding and slightly differ between the text and graphs.

***The boundaries, the names shown and the designations used on the map do not imply official endorsement or acceptance by the United Nations.***

# Samos Island Weekly Snapshot

## Sea arrivals

This week, Samos island saw 329 arrivals, an increase from last week's 302.

The average of the daily arrivals on Samos island for this week is 47.

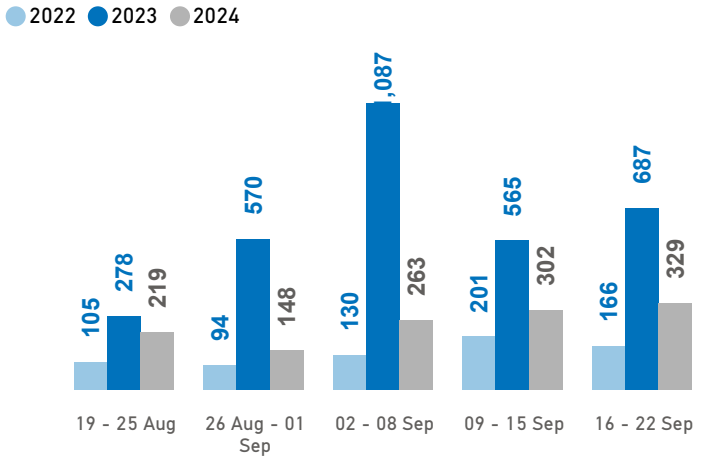


## Entry Points

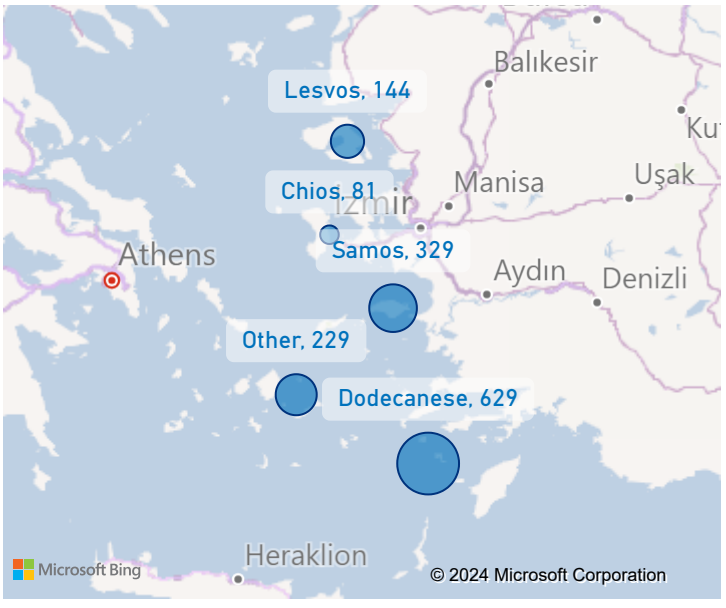


## Population in the CCAC

Currently, 2,853 refugees and migrants reside in the Closed Controlled Access Center.

Most of the registered population are from Syria (42%), Afghanistan (16%) and Eritrea (11%). Men account for 55% of the population, women for 22% and children for 23%.

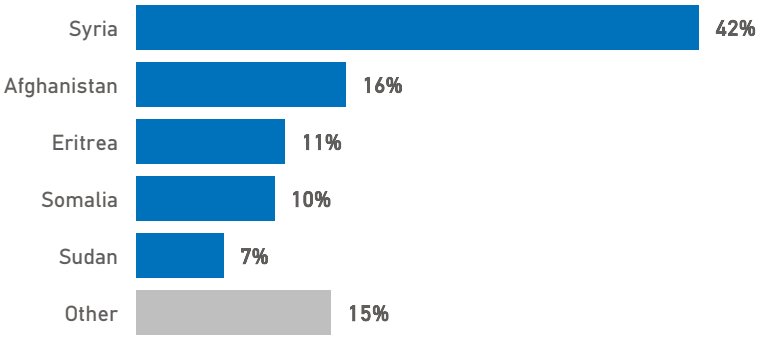


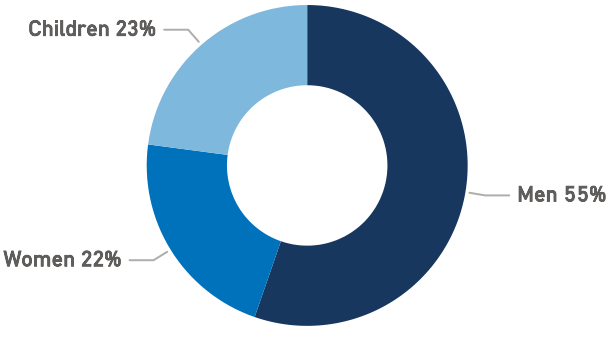


## Population on the Island

There are 2,957 refugees and migrants on Samos island. Out of this total, the 2,853 reside at the CCAC and 15 are hosted in other facilities. UNHCR estimates that there are also 89 self-accommodated in the island.

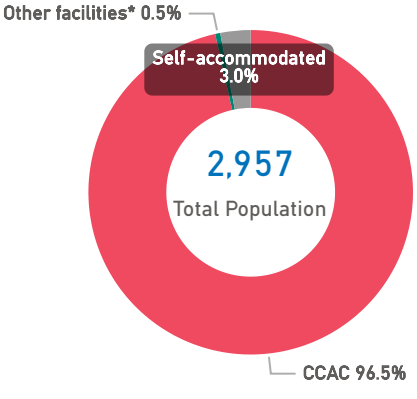


## Departures

This week, 50 refugees and migrants departed from Samos island to the mainland.

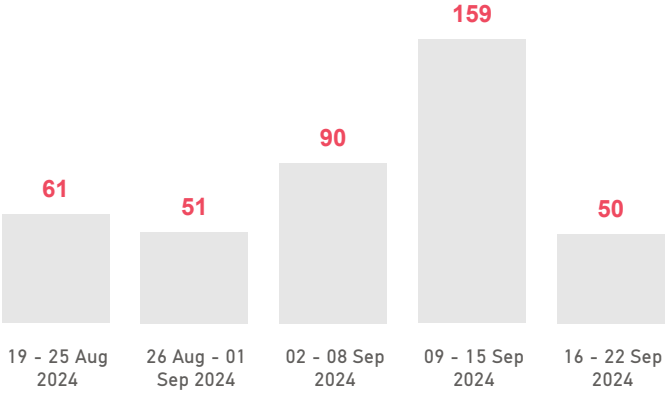


**Published on 25/09/2024**

more information: UNHCR Operational Portal - Greece

***Other facilities** include shelters for unaccompanied children, detention facilities, etc.

**Refugees and migrants** includes asylum-seekers, beneficiaries of international protection and people out of the asylum procedure.

**Departures to the mainland** mainly include: i) transfers in the context of IOM Assisted Voluntary Return and Reintegration programme, ii) transfers of unaccompanied children to State-run facilities, iii) organized transfers supported by the government, including controlled facilities for temporary accommodation of asylum-seekers in the mainland/sites, and iv) those who depart on their own means.

**Data Sources:** Population data - Partial Data from the Government and other sources; Arrivals/Departures - Hellenic Police, Hellenic Coastguard

Figures are subject to future adjustment based on consolidated figures provided by the authorities. Percentages may not add up to 100 due to rounding and slightly differ between the text and graphs.

***The boundaries, the names shown and the designations used on the map do not imply official endorsement or acceptance by the United Nations.***

# Dodecanese Islands Weekly Snapshot

## Sea arrivals

This week, the Dodecanese islands saw 629 arrivals, a decrease from last week's 716.

The average of the daily arrivals on the Dodecanese islands for this week is 90.

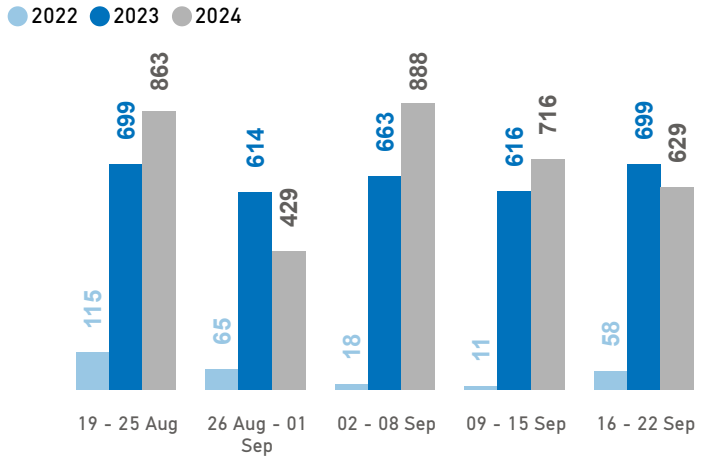


## Entry Points

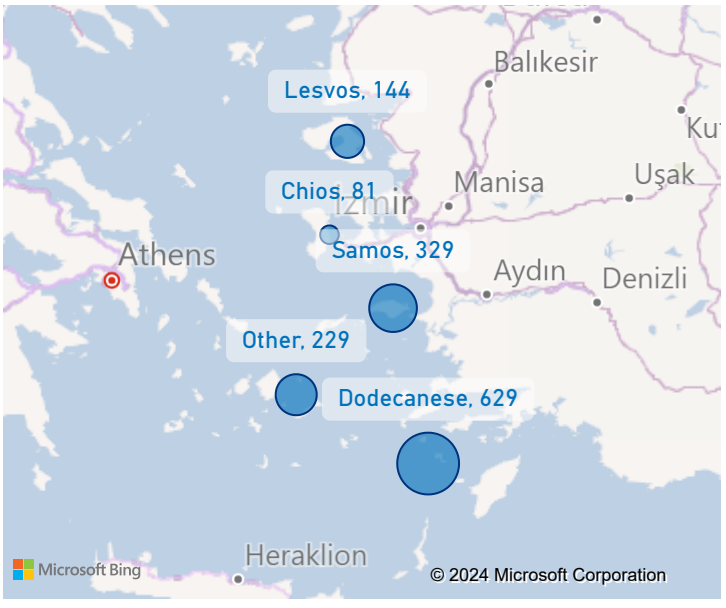


## Population in Kos CCAC and Leros CCAC

Currently, 3,899 refugees and migrants reside in Kos CCAC and Leros CCAC.

Most of them are from Syria (61%), Afghanistan (10%) and Stateless (9%). Men account for 62% of the population, women for 15% and children for 23%.

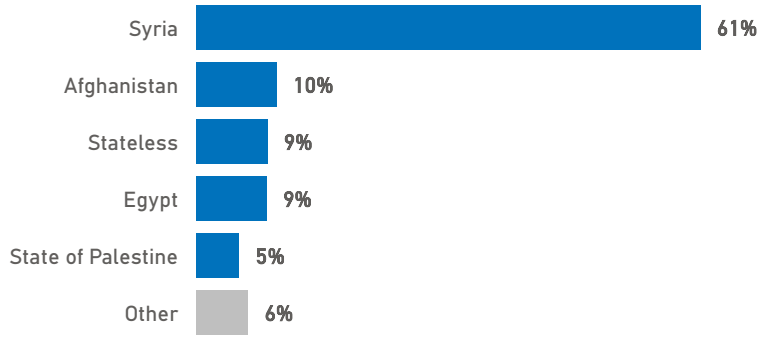


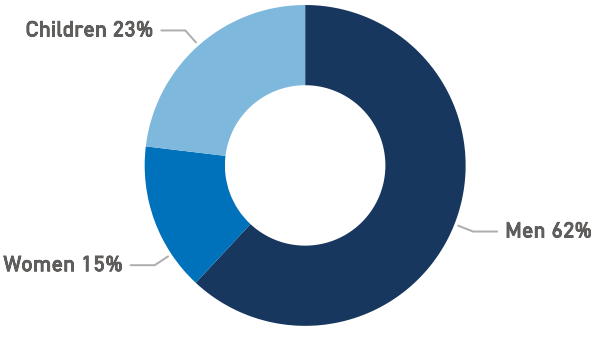


## Population on the Dodecanese Islands

There are 4,213 refugees and migrants on the Dodecanese islands. Out of this total, 1,722 reside at the CCAC in Kos, and 2,177 at the CCAC Leros. In Kos, an estimated 240 people are self-accommodated and an additional 24 are hosted in other facilities, while in Leros, an estimated 50 people are self-accommodated, with an additional 0 being hosted in other facilities.

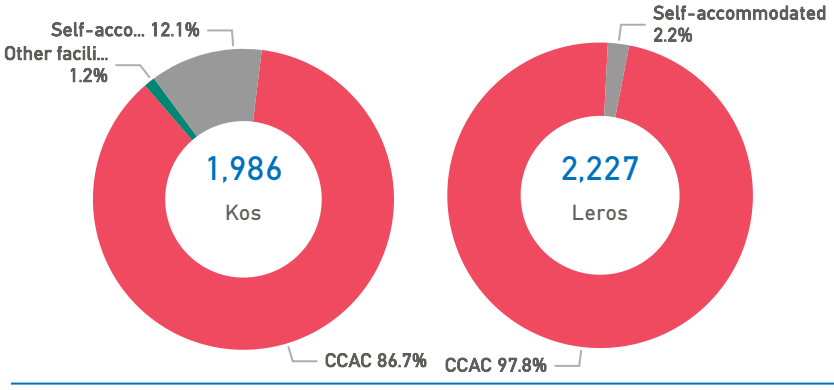


## Departures

This week, 352 refugees and migrants departed from the Dodecanese islands to the mainland.

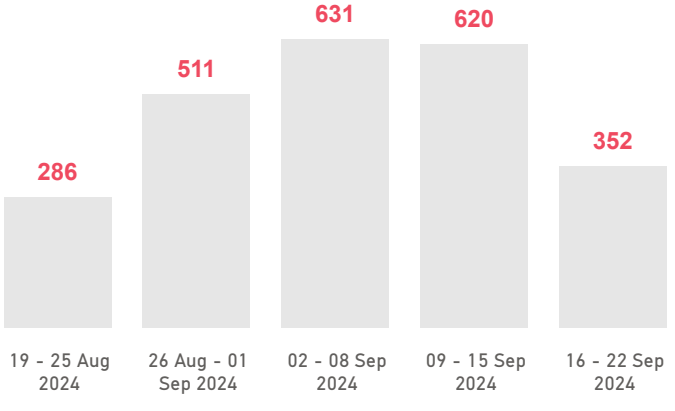


**Published on 25/09/2024**

more information: UNHCR Operational Portal - Greece

***Other facilities** include shelters for unaccompanied children, detention facilities, etc.

**Refugees and migrants** includes asylum-seekers, beneficiaries of international protection and people out of the asylum procedure.

**Departures to the mainland** mainly include: i) transfers in the context of IOM Assisted Voluntary Return and Reintegration programme, ii) transfers of unaccompanied children to State-run facilities, iii) organized transfers supported by the government, including controlled facilities for temporary accommodation of asylum-seekers in the mainland/sites, and iv) those who depart on their own means.

**Data Sources:** Population data - Partial Data from the Government and other sources; Arrivals/Departures - Hellenic Police, Hellenic Coastguard

Figures are subject to future adjustment based on consolidated figures provided by the authorities. Percentages may not add up to 100 due to rounding and slightly differ between the text and graphs.

***The boundaries, the names shown and the designations used on the map do not imply official endorsement or acceptance by the United Nations.***