

8 645 547

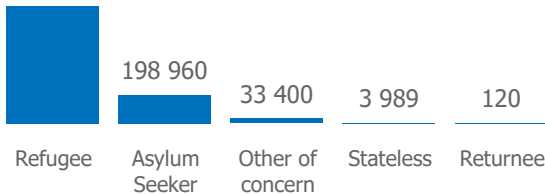
FORCIBLY DISPLACED PEOPLE & RETURNEES (1)

As a result of persecution, conflict, violence, human rights violations, or events seriously disturbing public order.

1 053 671

Refugees, asylum-seekers, other of concern, stateless & returnees (12% of the overall forcibly displaced people and returnees population)

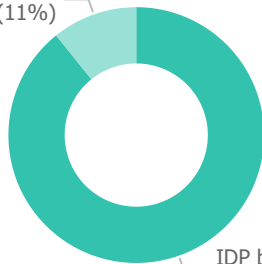
817 202



7 591 876

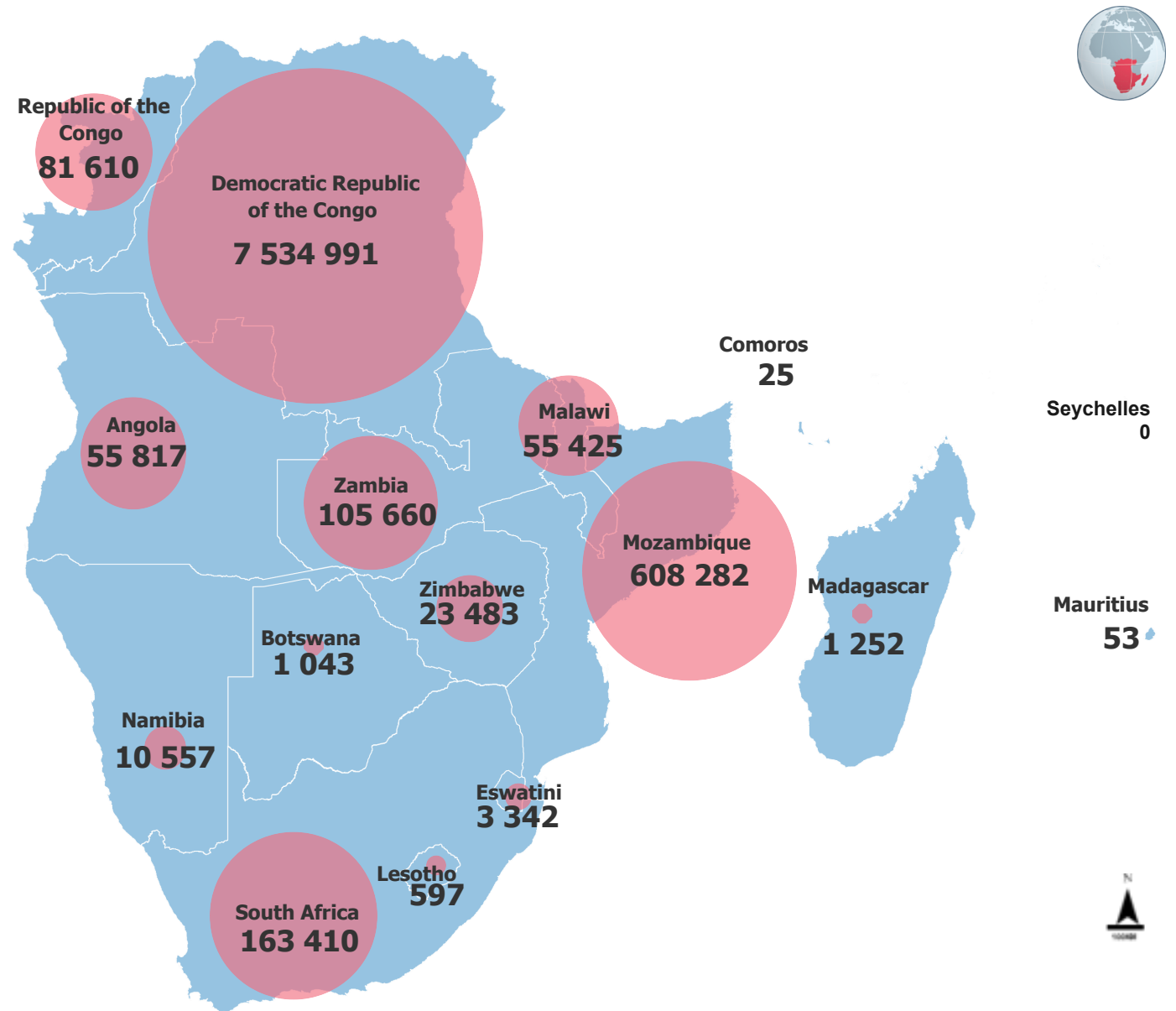
Conflict-induced Internally displaced person (IDPs) and returned IDPs (88% of the overall forcibly displaced people and returnees population)

Returned IDP
818 605 (11%)



IDP by Conflict
6 773 271 (89%)

(1) In addition, there are 1088 182 people displaced internally in the context of disasters and climate change. The displacement occurred in the following countries: Malawi (659 278), The Democratic Republic of the Congo (248 036), Mozambique (139 333) and Zimbabwe (41 535).



The boundaries and names shown and the designations used on this map do not imply official endorsement or acceptance by the United Nations

Summary population table

Country of Asylum	Refugee	Asylum-Seeker	Other of Concern	IDP by Conflict	Returned IDP	Refugee Returnee	Statelessness	Host Community	Total
Democratic Republic of the Congo	523 710	1 920		6 195 726	813 515	120			7 534 991
Other	380 149	1 634		5 092 588	813 515	120			6 288 006
IDP Camp				1 103 138					1 103 138
Lusenda	26 400								26 400
Meri	25 845	99							25 944
Inke	18 834	2							18 836
Mulongwe	12 252								12 252
Mole	11 059								11 059
Bili	10 645								10 645
Boyabu	9 294								9 294
Nzakara	8 740								8 740
Biringi	6 630								6 630
Wenze	5 648								5 648
Sidi	4 172								4 172
Bele	3 412	185							3 597
Mboti	630								630
Mozambique	5 444	18 843	1 360	577 545	5 090				608 282
Other	2 667	14 127	917	577 545	5 090				600 346
Maratane Camp	2 777	4 716	443						7 936
South Africa	68 994	94 416							163 410
Unknown	68 994	94 416							163 410
Zambia	78 832	9 060	17 768						105 660
Meheba	32 453	445	9 785						42 683
Other	18 784	7 778	768						27 330
Mayukwayukwa	19 290	116	7 215						26 621
Mantapala	8 305	721							9 026
Congo	61 690	7 036	12 884						81 610
Other	49 594	6 151	12 671						68 416
Site du 15 Avril	6 182	885	186						7 253
Site de Bouemba	5 914		27						5 941
Angola	25 336	30 279	202						55 817
Unknown	17 361	30 023	141						47 525
Lovua Settlement	6 283								6 283
Other	1 692	256	61						2 009
Malawi	35 657	19 764	4						55 425
Dzaleka	34 215	18 065	4						52 284
Other	1 442	1 699	0						3 141
Zimbabwe	9 616	12 869	998						23 483
Tongogara	8 806	6 290	909						16 005
Other	618	6 565	57						7 240
Unknown	192	14	32						238
Namibia	5 331	1 173	64				3 989		10 557
Osire	4 823	1 061	20						5 904
Other	508	112	44				3 989		4 653
Eswatini	1 285	2 042	15						3 342
Other	1 285	2 042	15						3 342
Madagascar	89	1 144	19						1 252
Other	89	1 144	19						1 252
Botswana	806	158	79						1 043
Dukwe	681	9	45						735
Other	125	149	34						308
Lesotho	395	195	7						597
Other	395	195	7						597
Mauritius	8	45							53
Other	8	45							53
Comoros	9	16							25
Other	9	16							25
Seychelles								0	0
Other								0	0
Total	817 202	198 960	33 400	6 773 271	818 605	120	3 989	0	8 645 547
2024 Planning Figures	805 200	209 893	30 784	8 571 008	2 300 000	16 025	182 393	300 000	12 415 303
Progression (Pop-PF)	101,5%	94,8%	108,5%	79,0%	35,6%	0,7%	0,0%	0,0%	69,6%

Notes: The figures are subject to change; *IDPs by disaster are not included; **'Other' in the location refers to any known location other than camp or settlement sites, covering both urban and rural areas; ***self-settled refers to the individuals without available information such as their names and locations, and their locations are categorized to be 'unknown'; those by location in Congo, Democratic Republic of the Congo and Zimbabwe could be different from the numbers operation report due to inconsistency in proGres.