

This infographic provides a weekly update on UNHCR-assisted Afghan nationals returning from Pakistan. It details both voluntary repatriation as well as other returns. It categorizes the total numbers of returns by age, gender and documentation type, offering a clear demographic snapshot. Additionally, the infographic traces the flow of returnees from January to present, highlighting trends and changes over time. This visual representation serves as a vital tool for understanding the dynamics of Afghan nationals return, aiding stakeholders in making informed decisions and assessments regarding their integration and support.

Key Figures for the Week of 22 September -28 September 2024



916 UNHCR-assisted returns from Pakistan

- **607** Total VolRep returns (VRF)
- **309** Total Other returns (Non-VRF)
- **131** Daily average (VRF+ non-VRF) returns

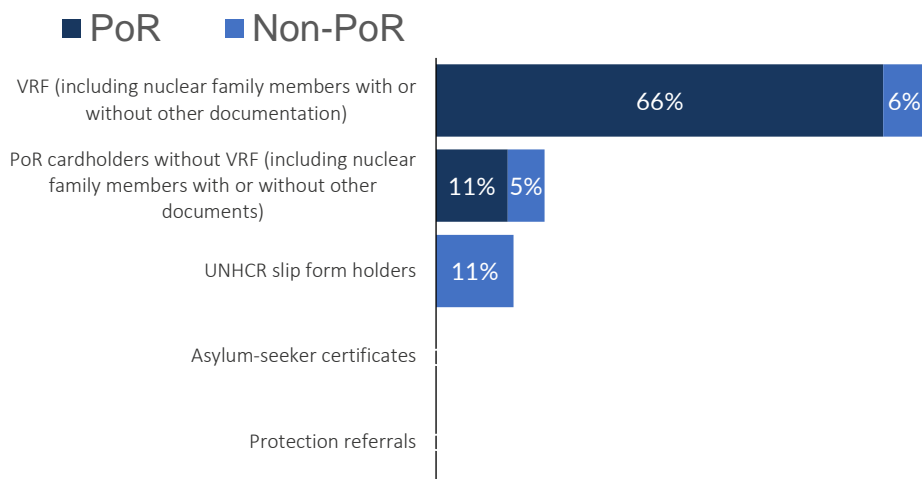


Age and Gender Analysis of returnees

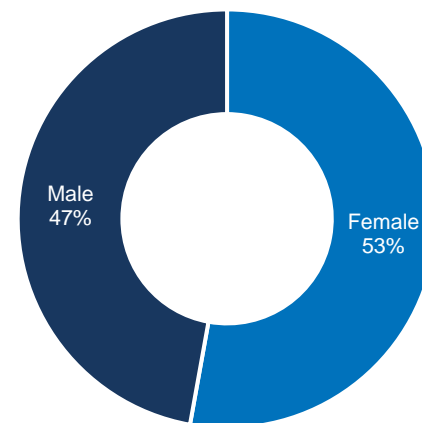
- **53%** of returnees are female
- **31%** of returnee households are female-headed
- **55%** of returnees are below 18

Demographic Breakdown

Returns by documentation type



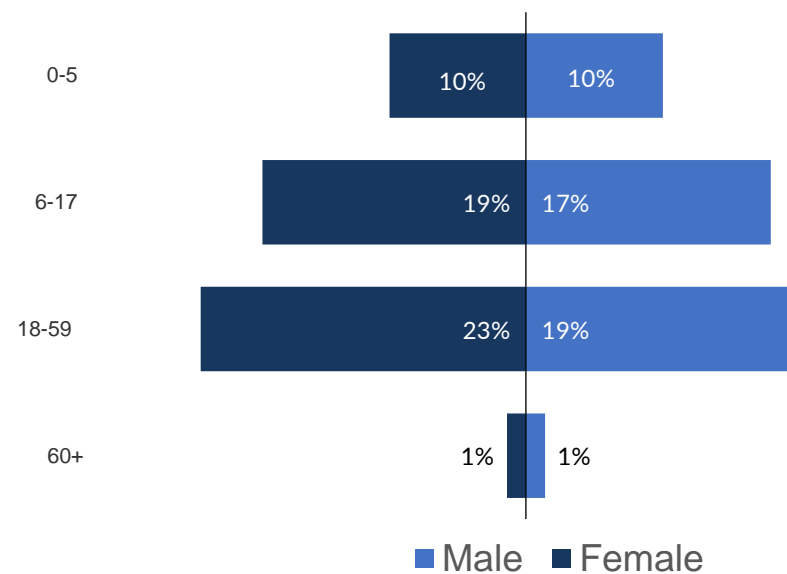
Gender breakdown of returnees



Gender breakdown of returnees by return category

Return category	Male	Female	Total
VRF	285	322	607
POR cardholders (inc. family members with or without other documents)	72	75	147
Slip holders	59	46	105
Undocumented member of VRF family	16	41	57
Asylum seeker certificate holder	-	-	0
Protection referral	-	-	0
Grand Total	432	484	916

Age and Gender breakdown of returnees



Year-to-date Return Trends

