

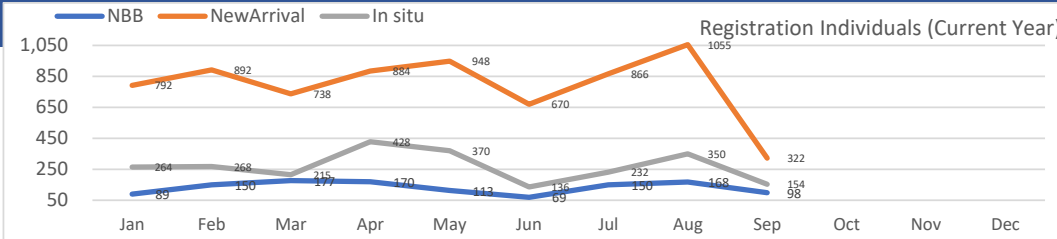
Zambia Country Statistical Report 30 September 2024



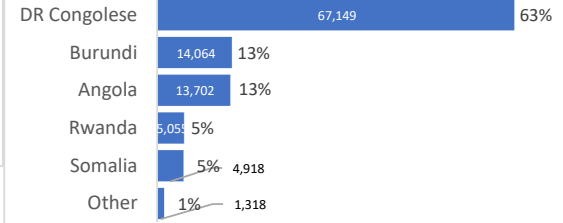
Total Population **106,206**
Households **22,126**

Year -2024
Total Births **1,184**
New Arrivals **7,167**
In situ **2,417**

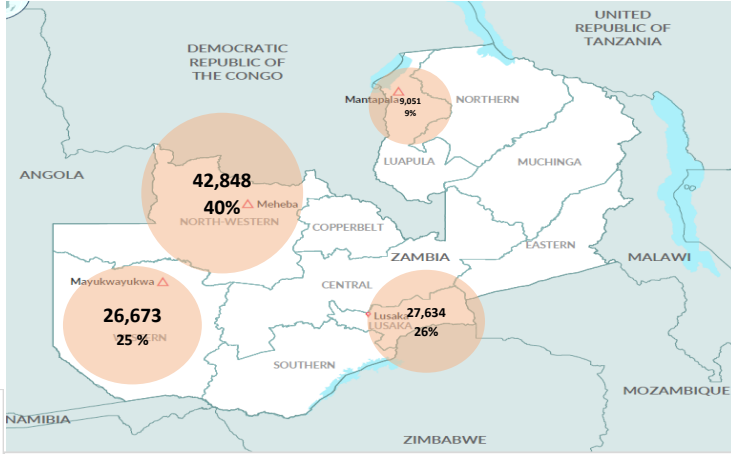
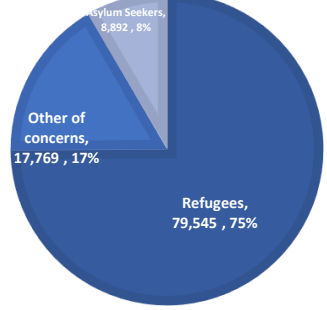
Total Reg. 2024 **10,768**



Population By Nationality

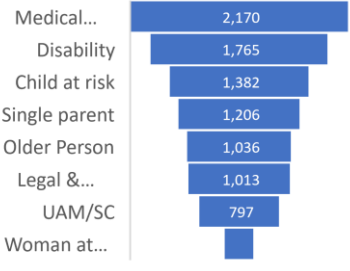


Population By Legal Status

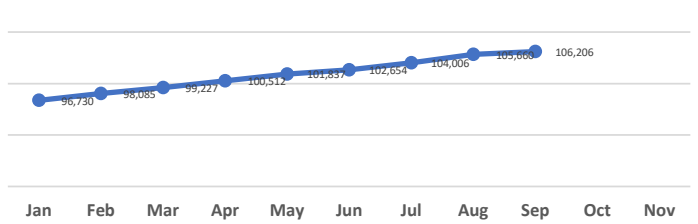


- Pop. in Settlements **74%**
- Pop. in Urban **26%**
- Women & Children **57%**
- Elderly **3%**

Specific Needs - Top 8



General population Trend



Location	Female					Male					Grant Total		
	00 - 04	05 - 11	12 - 17	18 - 59	60+	Total	00 - 04	05 - 11	12 - 17	18 - 59		60+	Total
Urban	967	1,670	1,430	5,464	252	9,783	1,042	1,635	1,897	12,883	394	17,851	27,634
Mantapala	806	1,056	767	1,799	126	4,554	815	1,072	724	1,773	113	4,497	9,051
Mayukwayukwa	1,464	2,344	1,628	5,803	332	11,571	1,558	2,336	1,728	8,927	553	15,102	26,673
Meheba	2,200	4,261	3,476	9,299	541	19,777	2,210	4,143	3,465	12,521	732	23,071	42,848
Grand Total	5,437	9,331	7,301	22,365	1,251	45,685	5,625	9,186	7,814	36,104	1,792	60,521	106,206
Percentages	12%	20%	16%	49%	3%	43%	9%	15%	13%	60%	3%	57%	

Locations	Nationalities	Refugees	Asylum Seekers	Former Refugees	Grand Total
Meheba Settlement	DR Congolese	26,299	379	0	26,678
	Burundi	4,185	54	0	4,239
	Angolan	0	0	6,582	6,582
	Somali	1,567	25	0	1,592
	Rwandan	439	7	3,202	3,648
	Others Nat.	108	1	0	109
Sub Total		32,598	466	9,784	42,848
Mayukwayukwa Settlement	DR Congolese	16,808	82	0	16,890
	Burundi	2,455	29	0	2,484
	Angolan	0	0	7,090	7,090
	Rwandan	56	0	137	193
	Others Nat.	8	0	0	8
Sub Total		19,334	112	7,227	26,673
Urban	DR Congolese	10,562	3,969	0	14,531
	Burundi	4,281	3,060	0	7,341
	Somali	2,966	352	0	3,318
	Rwandan	478	8	728	1,214
	Angolan	0	0	30	30
	Others Nat.	899	301	0	1,200
Sub Total		19,186	7,690	758	27,634
Nchelenge Mantapala	DR Congolese	8,427	623	0	9,050
	Burundi	0	0	0	0
	Others Nat.	0	1	0	1
Sub Total		8,427	624	0	9,051
TOTAL		79,545	8,892	17,769	106,206

Total Refugees & Asylum seekers **88,437**
Total Angolan and Rwandan former refugees **17,769**

Data source COR (proGres)

Self-Settled population has been remove from stats from 1 December 2022