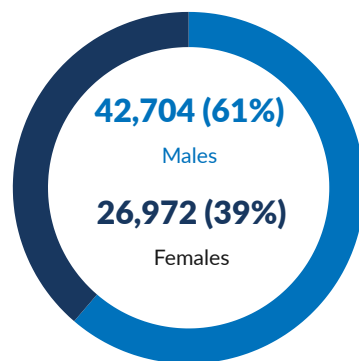
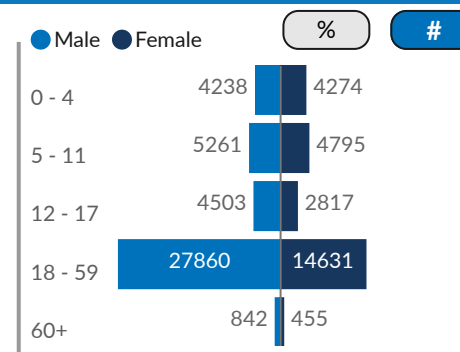


Legal Status: All
Urban or DC: All
Gender: All
Mantika: All



14,002 (20%) Boys
27,860 (40%) Men
19,122 (27%) Single Males
842 (1%) Elderly Men (60+)

11,886 (17%) Girls
14,631 (21%) Women
2,042 (3%) Single Females
455 (1%) Elderly Women (60+)



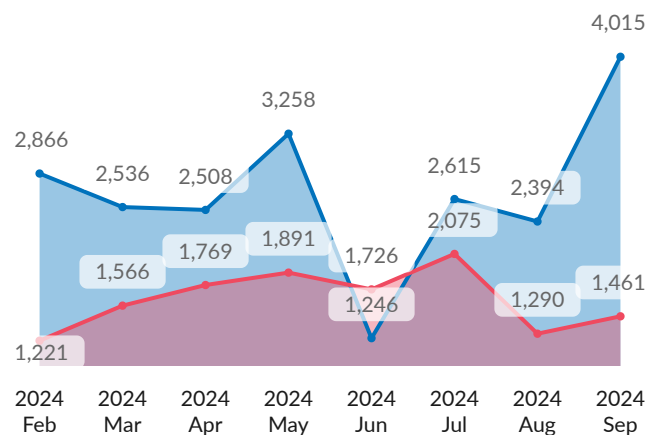
Place of Residence

Mantika	# of Individuals	% of Individuals
Tripoli	33,027	47.40%
Aljfara	16,366	23.49%
Misrata	4,724	6.78%
Unknown	4,107	5.89%
Azzawya	3,585	5.15%
Almargeb	2,335	3.35%
Zwara	1,834	2.63%
Benghazi	1,463	2.10%
Al Jabal Al Gharbi	556	0.80%
Ejdabia	260	0.37%
Sebha	251	0.36%
Al Jabal Al Akhdar	244	0.35%
Tobruk	194	0.28%
Almarj	153	0.22%
Sirt	131	0.19%
Wadi Ashshati	100	0.14%
Nalut	94	0.13%
Murzuq	72	0.10%
Derna	68	0.10%
Aljufra	43	0.06%
Alkufra	37	0.05%
Ubari	32	0.05%

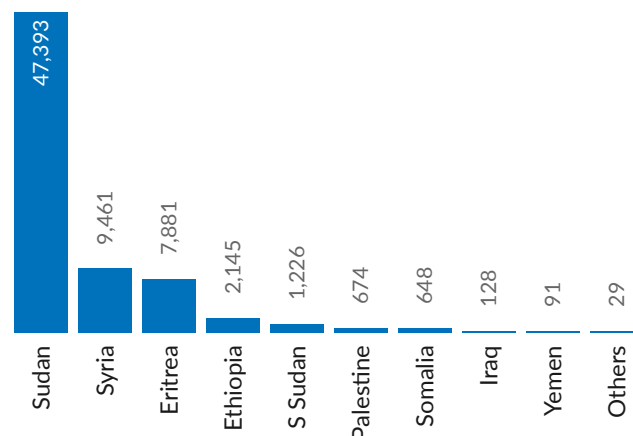
New Registration / Closure

● New Registration ● Closure

Refugee Trends

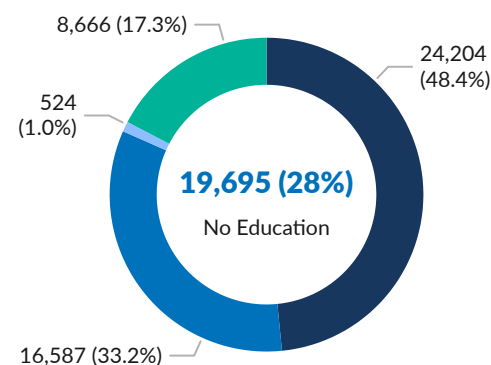


Nationality



Education level in the country of origin

● High School ● Primary ● Technical ● University

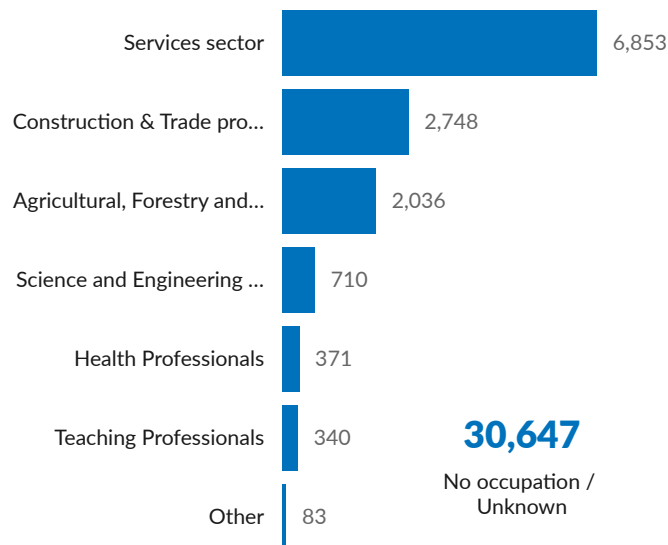


Specific Needs Categories

Categories	Individuals	% Value
Child at risk	8,714	11.04%
Disability	1,149	1.46%
Family unity	1,173	1.49%
Older person at risk	320	0.41%
Serious medical condition	8,061	10.21%
SGBV	1,911	2.42%
Single parent	1,607	2.04%
Specific legal and physical protection needs	48,667	61.65%
Torture	1,606	2.03%
Unaccompanied or separated child	1,781	2.26%
Woman at risk	3,955	5.01%

* Specific needs categories can only be filtered by Nationality

Occupation in the country of origin



* data contains only adult population

