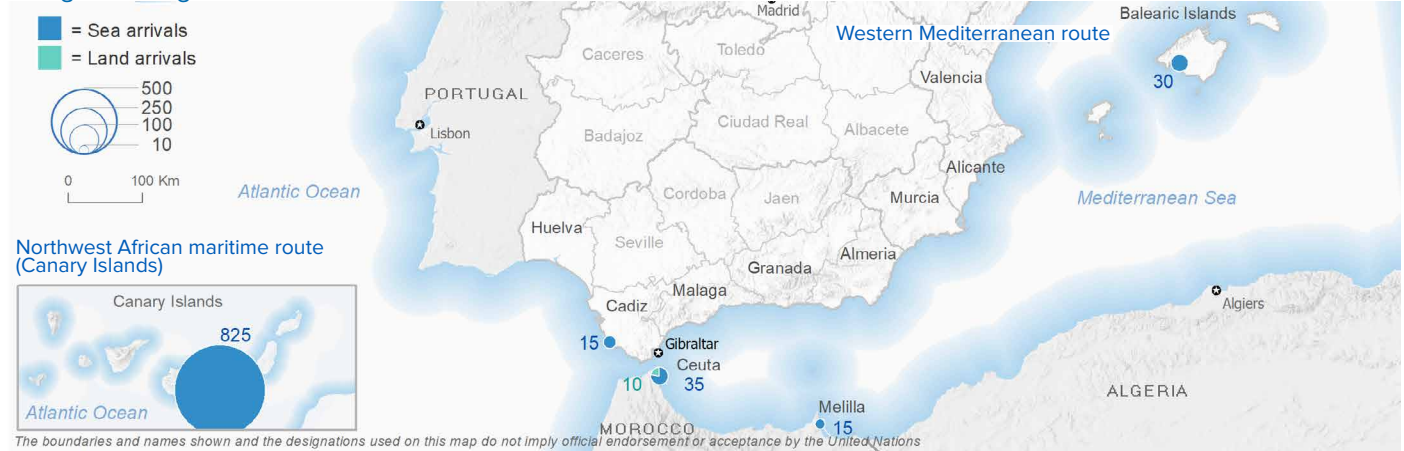


SPAIN Weekly snapshot - Week 39 (23 -29 Sep 2024)

The charts below are based on figures from the Ministry of Interior and UNHCR estimates. All figures are provisional and subject to change

Refugees & migrants: sea and land arrivals in week 39¹



Arrivals in Spain

42,190
 Arrivals as of 29 Sep 2024²
+57%
 Dif. 2023

41,856
 Sea Arrivals²
 Dif. 2023: +59%

334
 Land Arrivals²
 Dif. 2023: -17%

932
 Arrivals Week 39¹
 Dif. last week: -68%
 Dif. 2023: -20%

Western Mediterranean

11,775
 Arrivals as of 29 Sep 2024²
+0.5%
 Dif. 2023

11,441
 Sea Arrivals²
 Dif. 2023: +1%

334
 Land Arrivals²
 Dif. 2023: -17%

106
 Arrivals Week 39¹
 Dif. last week: -41%
 Dif. 2023: -65%

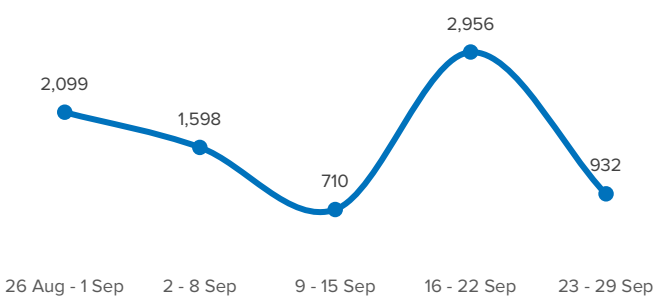
Northwest African maritime (Canary Islands)

30,415
 Arrivals as of 29 Sep 2024²
+102%
 Dif. 2023

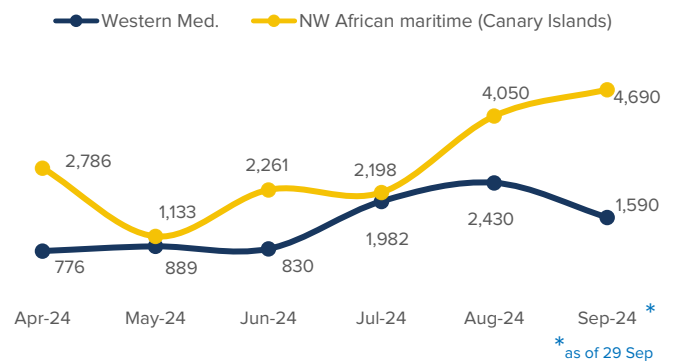
30,415
 Sea Arrivals²
 Dif. 2023: +102%

826
 Arrivals Week 39¹
 Dif. last week: -70%
 Dif. 2023: -5%

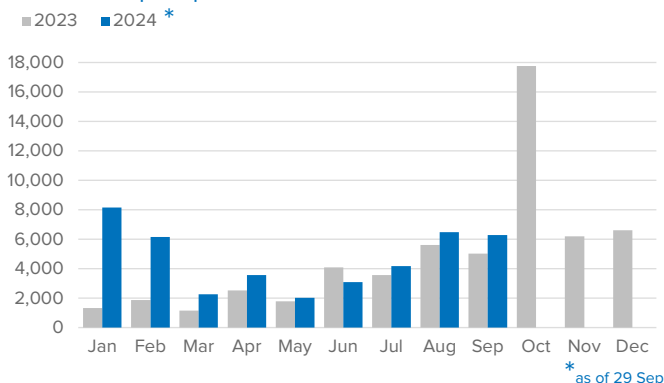
Arrivals in Spain during the last five weeks¹



Arrivals in Spain by route during the last six months²



Arrivals in Spain per month²



Arrivals in Spain per year²

