

This infographic provides a weekly update on UNHCR-assisted Afghan nationals returning from Pakistan. It details both voluntary repatriation as well as other returns. It categorizes the total numbers of returns by age, gender and documentation type, offering a clear demographic snapshot. Additionally, the infographic traces the flow of returnees from January to present, highlighting trends and changes over time. This visual representation serves as a vital tool for understanding the dynamics of Afghan nationals return, aiding stakeholders in making informed decisions and assessments regarding their integration and support.

### Key Figures for the Week of 29 September - 5 October 2024



**665** UNHCR-assisted returns

- **464** Total VolRep returns (VRF)
- **201** Total Other returns (Non-VRF)
- **95** Daily average (VRF+ non-VRF) returns

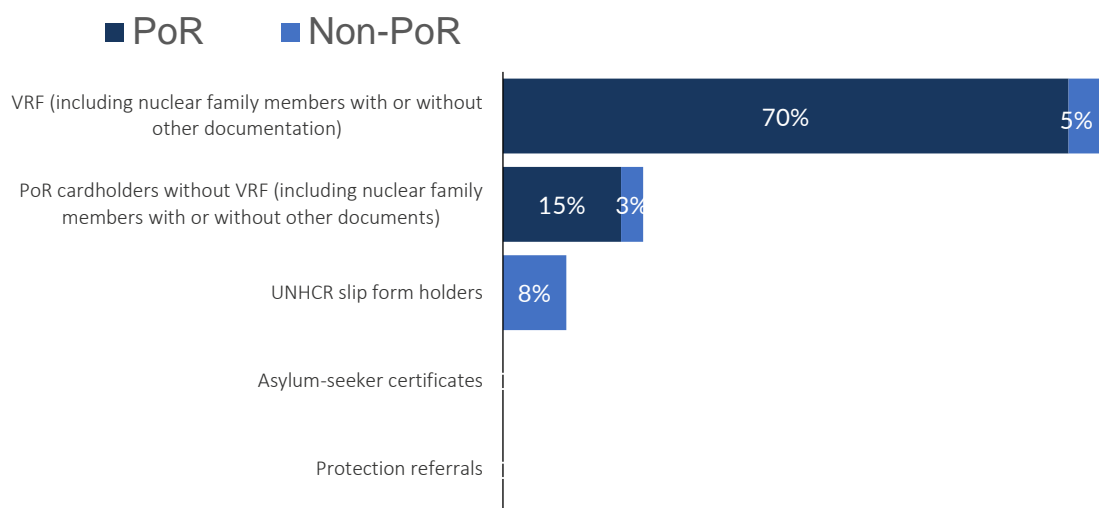


**Age and Gender Analysis of returnees**

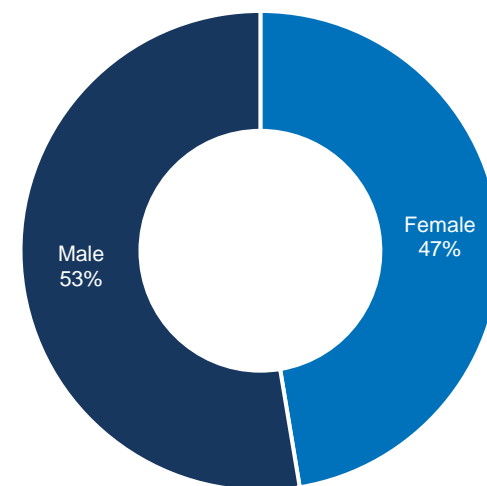
- **47%** of returnees are female
- **37%** of returnee households are female-headed
- **56%** of returnees are below 18

### Demographic Breakdown

#### Returns by documentation type



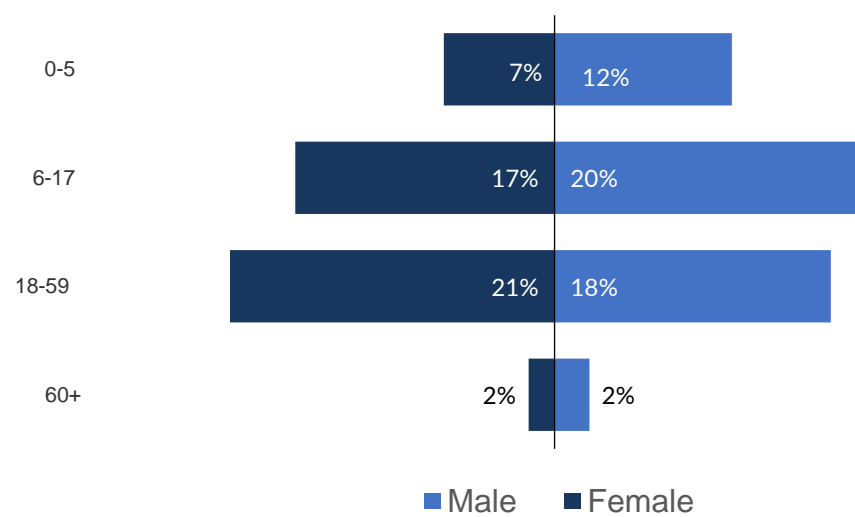
#### Gender breakdown of returnees



#### Gender breakdown of returnees by return category

Return category	Male	Female	Total
VRF (PoR cardholders)	237	227	464
POR cardholders (inc. family members with or without other documents)	45	34	115
Slip holders	26	26	52
Undocumented member of VRF family	23	11	34
Asylum seeker certificate holder	-	-	0
Protection referral	-	-	0
<b>Grand Total</b>	<b>331</b>	<b>298</b>	<b>665</b>

#### Age and Gender breakdown of returnees



### Year-to-date Return Trends

