DEMOCRATIC REPUBLIC OF THE CONGO

Monthly Statistics of Refugees and Asylum Seekers

as of 30 September 2024 - Page 1

Registered Refugees and Asylum-Seekers in DRC

Key Figures

524 520 Refugees and Asylum Seekers

523 365 Registered Refugees

1 155 Asylum Seekers

223 303 Refugees and Asylum Seekers biometrics registered in ProGres 57%(5years+)

175 Ex refugees Congolese who had return in DRC in 2024

10724 Refugees and Asylum Seekers Registered in 2024

Situation Overview

The refugee population in the DRC decreased from **523,710 to 523,365** compared with August, a downward variation of 0.06% mainly due to the repatriation of Central African (576), Rwandan (214) and Burundian (501) refugees to their countries of origin. The number of asylum seeker decreased from **1920** to **1155** as a result of the change in status of recognized South Sudanese asylum seekers. 7807 Central Africans and 925 Rwandans and 555 Burundians have been repatriated to their countries since the beginning of the year.
5 person was resettled in September, while **55** Congolese (ex-refugees) were repatriated to the DRC during the month.

Age and Gender of Refugee Population

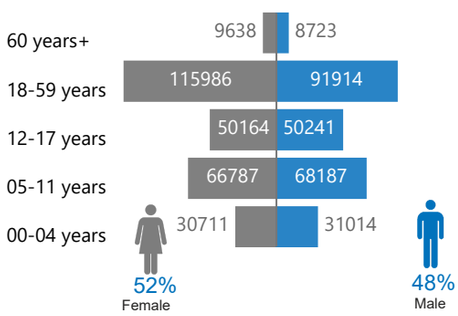

Refugee Population by Country of Origin

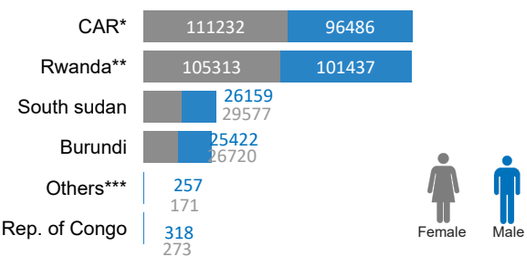

* Central African Republic

** 131,675 is the number of Rwandan refugees in the DRC registered by the DRC government not yet biometrically verified.

***: Angola, Sudan, Uganda, Somalia, Côte d'Ivoire, Eritrea, Syria, Liberia, Chad, Sierra Leone, cameroun, Nigeria, Mali, Senegal

Réfugiee by type of location

391 316 — 75% Rural

125 173 — 24% In settlements

6 876 — 1% Urban

Refugee Population by Province in DRC

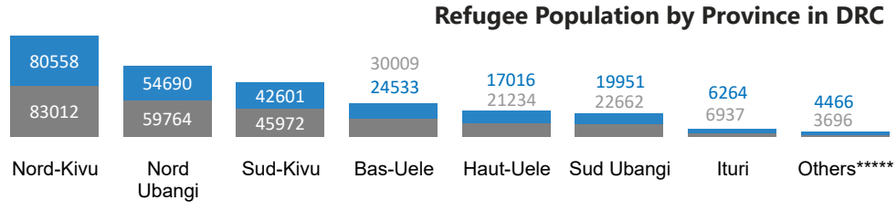

*****:Haut-Katanga (2845), Kinshasa (1072), Lualaba (989), Lomami 699), Kongo-Central (534), Maniema (614), Tanganyika (1016), Equateur (362), Tshuapa (14) et Kasaï-Oriental(16).

Location of refugee population in DRC

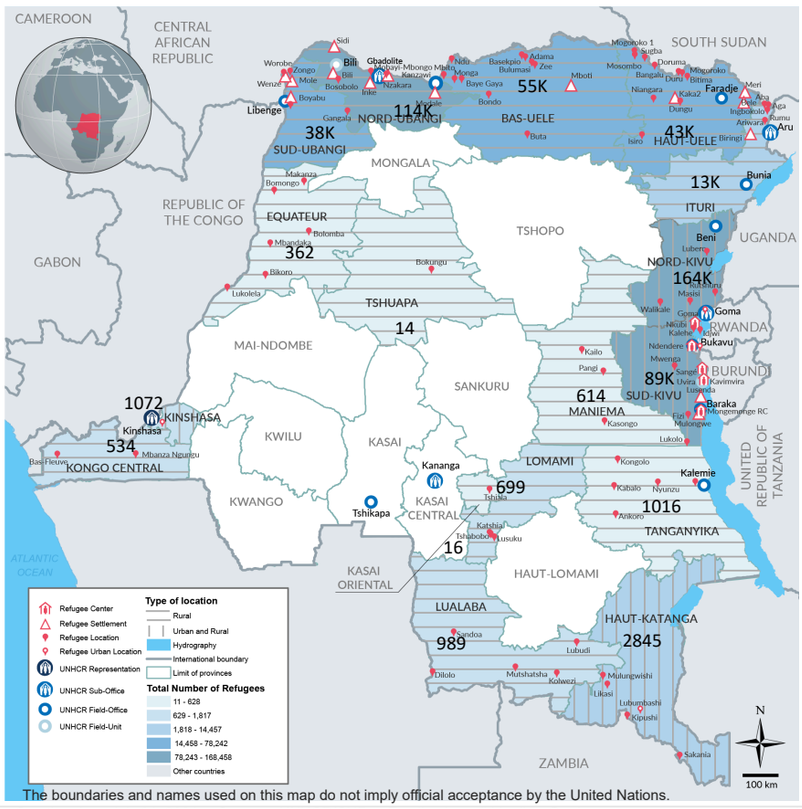

The boundaries and names used on this map do not imply official acceptance by the United Nations.

Asylum Seekers Population by Country of Origin

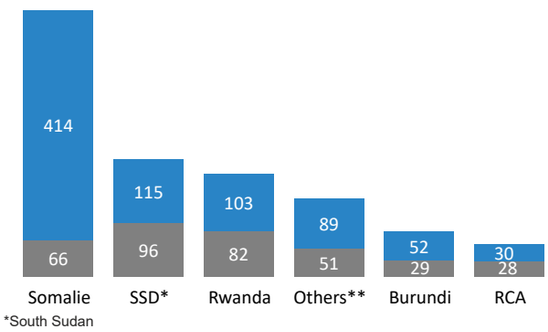

*South Sudan

**Central African Republic, Angola, Republic of Congo, Cameroon, Chad, Syria, Mali, Liberia, Côte d'Ivoire, Sudan, etc.

Asylum Seekers Population by Province in DRC

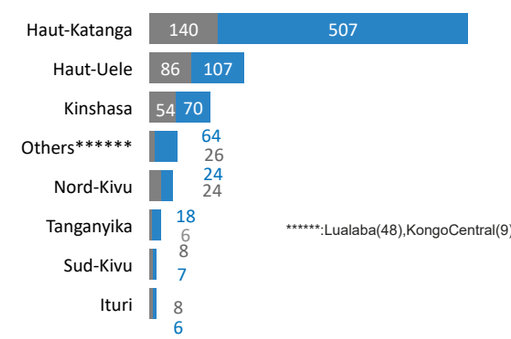

******:Lualaba(48),KongoCentral(9)

1 Refugees and asylum seekers aged 5 years and over, representing 55% of the total population.

Refugees and Asylum Seekers in RDC

Refugees in settlement

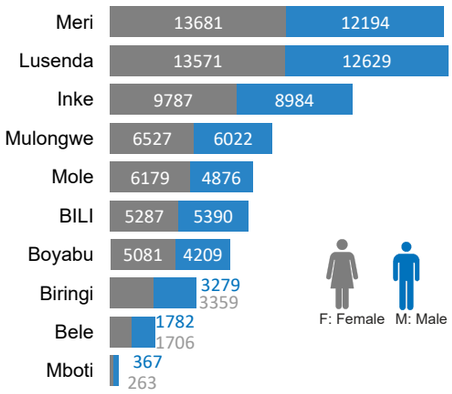

Refugees in the developpement pole

Location	F	M	Total
Modale	3423	2981	6404
Nzakara	4805	3933	8738
sidi	2129	2043	4172
wenze	3016	2158	5174
Total	**13373**	**11115**	**24488**

Urban refugees

Location	F	M	Total
Bukavu	679	620	1299
Goma	1090	945	2035
Kinshasa	538	534	1072
Lubumbashi	1094	1376	2470
Total	**3401**	**3475**	**6876**

Repatriation situation in the DRC at 30 September 2024

Number of refugees repatriated(OUT) from the DRC

Country of origin	2019	2020	2021	2022	2023	2024
South Sudan	0	0	0	3	0	0
Rep. of Congo	3	5	0	0	1	0
Burundi	101	1943	7296	3474	4517	555
Rwanda	2136	922	1920	2451	1924	925
RCA	3137	2061	5021	3350	2328	7807
Total	**5377**	**4931**	**14237**	**9278**	**8770**	**9287**

Repatriation(IN) regugees to DRC

Country of origin	Total
RSA	106
Angola	55
SW	11
ICO	1
Mauritius Island	1
Nigeria	1
Total	**175**

RSA: South africa , RCA: central African Republic , USA: United States , COB: Rép.of Congo, SSD: South Sudan, RDC: Rép.Democratic of Congo, ICO: Cote d'ivoire , SW: Swaziland

19 Congolese from the DRC from mixed families were resettled on 2024

Situation of resettlement 2024

Nationality/ resettlement country	#Ind.Reinstalled	Indsubmit
RCA	**15**	**46**
USA	15	46
Burundi	**52**	**20**
USA	52	17
CANADA	0	3
SSD	**5**	**14**
SUD	**0**	**4**
RWA	**9**	**2**
SYR	**0**	**2**
COB	**328**	**0**
USA	328	0
ERT	**3**	**0**
Total	**412**	**88**

A) Person with specific needs

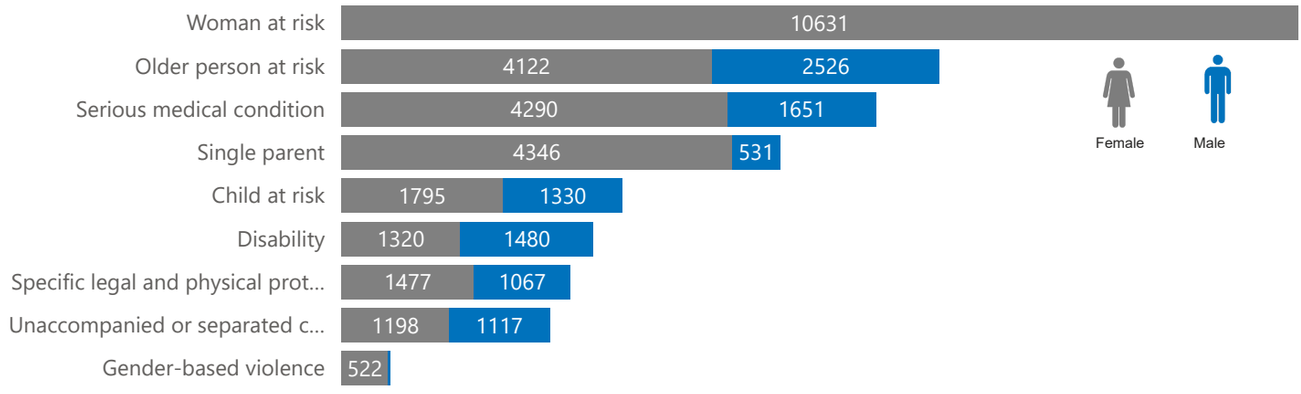

B) Top 5 Occupation

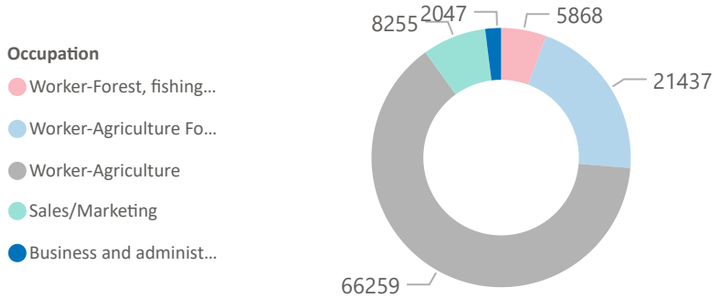

C) Situation of refugee children of school age(6-17years)

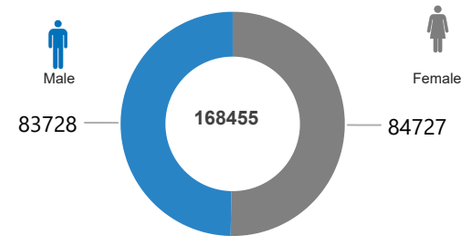

Key figures on refugees and asylum seekers in the DRC

Registration

524 520
Registered on individual basis
523 365 refugees | 1155 Asylum seekers

10724
Refugees and asylum seekers registered on 2024

392007
Refugees and asylum seekers registered in ProGres

Refugees		Asylum seekers
81%	Women and children	77%
57%	Children(0-17ans)	56%
40%	Adults(18-59ans)	41%
3%	Elderly(60+)	4%

223 303
Refugees and asylum seekers aged 5+ years registered in ProProGres with biometrics in 2024

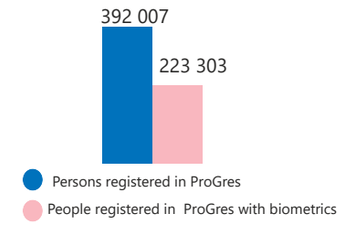

New arrivals by country of origin

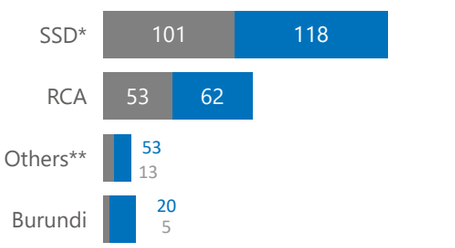

* : south sudan

** : Somalie: 42, Sudan: 5, Chad: 3, Syrie 5, Erythree 1 etc...

Registration trend by new arrival during the year

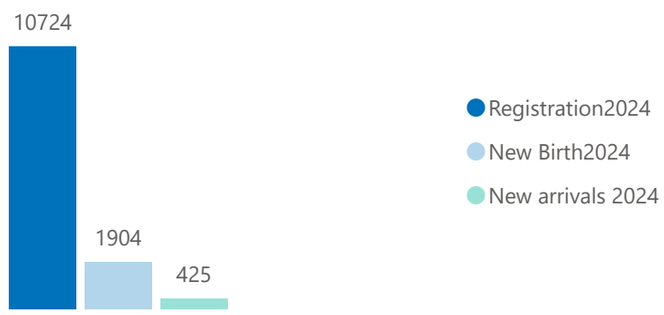

Documentation (issued by the Government):

- All individuals registered in ProGres have at least one protection document, **392007** persons.
- **131675** Rwandan refugees not yet registered in ProGres without any document protection.
- **1904** children born in 2024; **481** received birth certificate with help of goverment.
- **31205** Persons with refugees card.

Pocs enrolled in the national education system (2023 national report)

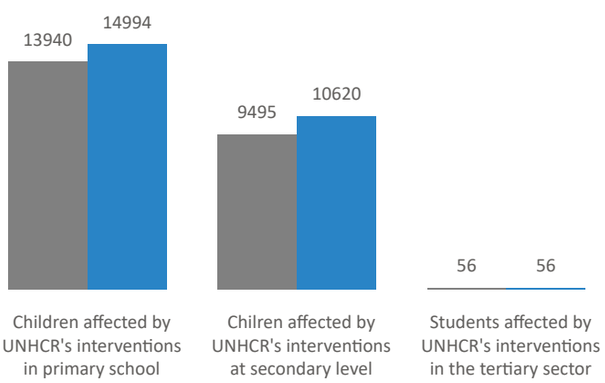
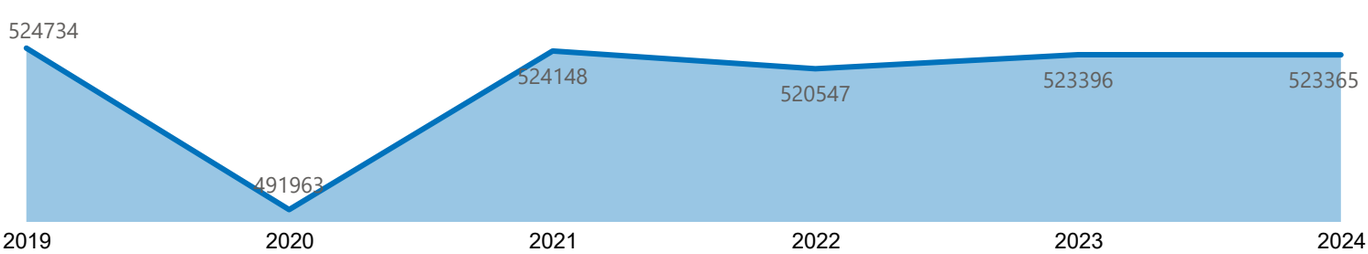
Population Trend by year(2019 - 2024)