

8 648 087

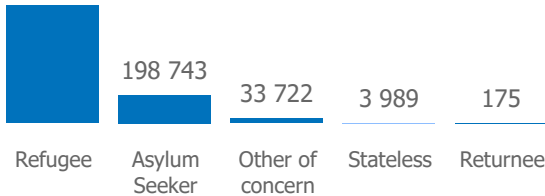
FORCIBLY DISPLACED PEOPLE & RETURNEES (1)

As a result of persecution, conflict, violence, human rights violations, or events seriously disturbing public order.

1 056 211

Refugees, asylum-seekers, other of concern, stateless & returnees (12% of the overall forcibly displaced people and returnees population)

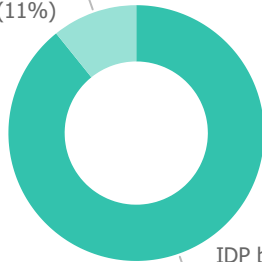
819 582



7 591 876

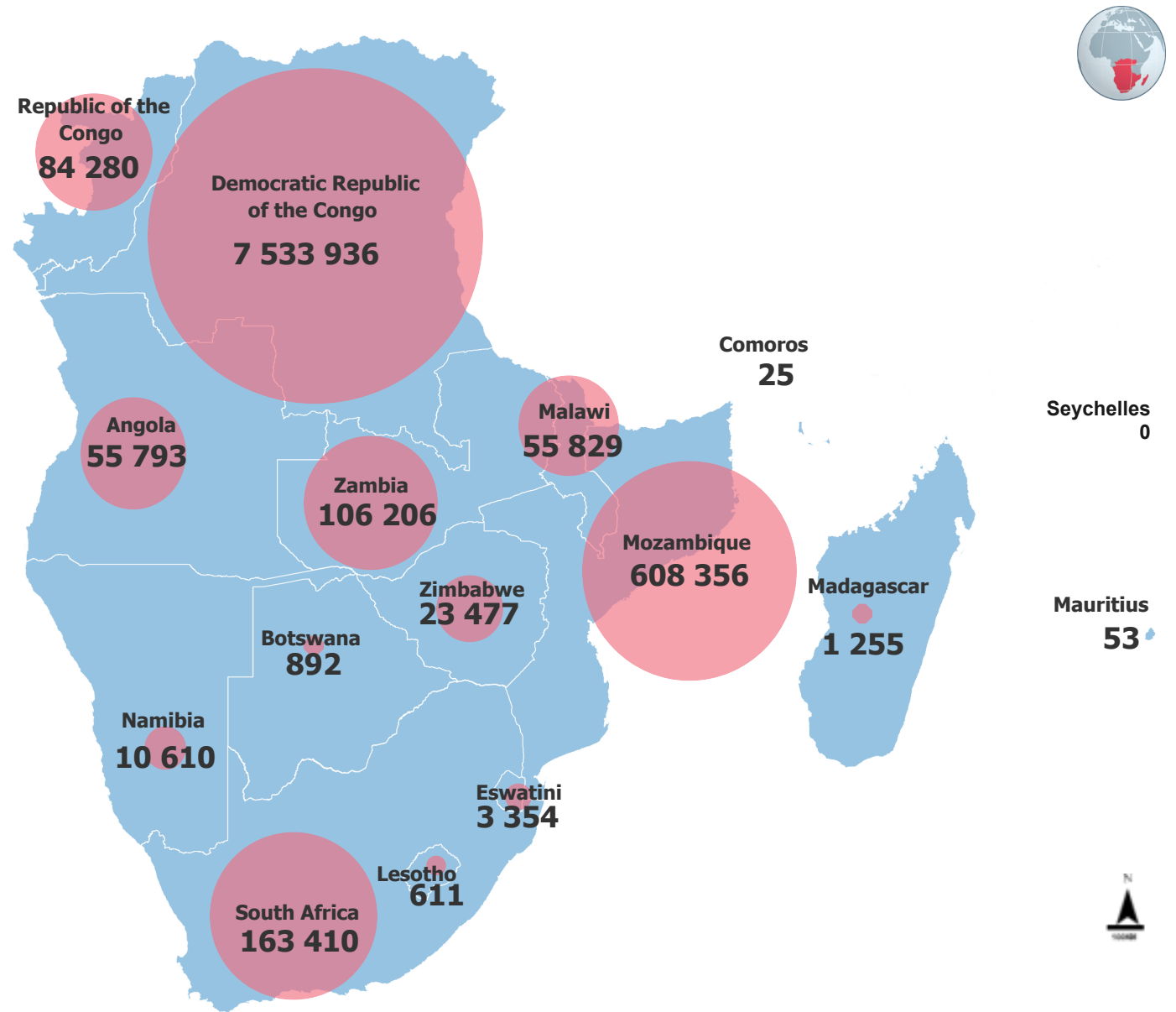
Conflict-induced Internally displaced person (IDPs) and returned IDPs (88% of the overall forcibly displaced people and returnees population)

Returned IDP
818 605 (11%)



IDP by Conflict
6 773 271 (89%)

(1) In addition, there are 1088 182 people displaced internally in the context of disasters and climate change. The displacement occurred in the following countries: Malawi (659 278), The Democratic Republic of the Congo (248 036), Mozambique (139 333) and Zimbabwe (41 535).



The boundaries and names shown and the designations used on this map do not imply official endorsement or acceptance by the United Nations

Summary population table

Country of Asylum	Refugee	Asylum-Seeker	Other of Concern	IDP by Conflict	Returned IDP	Refugee Returnee	Statelessness	Host Community	Total
Democratic Republic of the Congo	523 365	1 155		6 195 726	813 515	175			7 533 936
Other	380 108	956		5 092 588	813 515	175			6 287 342
IDP Camp				1 103 138					1 103 138
Lusenda	26 200								26 200
Meri	25 875	77							25 952
Inke	18 771	3							18 774
Mulongwe	12 549	3							12 552
Mole	11 055								11 055
Bili	10 677								10 677
Boyabu	9 290								9 290
Nzakara	8 738								8 738
Biringi	6 638								6 638
Wenze	5 174								5 174
Sidi	4 172								4 172
Bele	3 488	116							3 604
Mboti	630								630
Mozambique	5 424	18 877	1 420	577 545	5 090				608 356
Other	2 661	14 161	921	577 545	5 090				600 378
Maratane Camp	2 763	4 716	499						7 978
South Africa	68 994	94 416							163 410
Unknown	68 994	94 416							163 410
Zambia	79 545	8 892	17 769						106 206
Meheba	32 598	466	9 784						42 848
Other	19 186	7 690	758						27 634
Mayukwayukwa	19 334	112	7 227						26 673
Mantapala	8 427	624							9 051
Congo	63 715	7 407	13 158						84 280
Other	51 629	6 522	12 929						71 080
Site du 15 Avril	6 174	885	202						7 261
Site de Bouemba	5 912		27						5 939
Malawi	35 744	20 081	4						55 829
Dzaleka	34 303	18 342	4						52 649
Other	1 441	1 739	0						3 180
Angola	25 312	30 279	202						55 793
Unknown	17 361	30 023	141						47 525
Lovua Settlement	6 262								6 262
Other	1 689	256	61						2 006
Zimbabwe	9 513	12 973	991						23 477
Tongogara	8 717	6 388	902						16 007
Other	610	6 571	57						7 238
Unknown	186	14	32						232
Namibia	5 364	1 200	57				3989		10 610
Osire	4 837	1 105	17						5 959
Other	527	95	40				3989		4 651
Eswatini	1 286	2 053	15						3 354
Other	1 286	2 053	15						3 354
Madagascar	85	1 150	20						1 255
Other	85	1 150	20						1 255
Botswana	803	10	79						892
Dukwe	680	9	45						734
Other	123	1	34						158
Lesotho	411	193	7						611
Other	411	193	7						611
Mauritius	12	41							53
Other	12	41							53
Comoros	9	16							25
Other	9	16							25
Seychelles								0	0
Other								0	0
Total	819 582	198 743	33 722	6 773 271	818 605	175	3989	0	8 648 087
2024 Planning Figures	805 200	209 893	30 784	8 571 008	2 300 000	16 025	182 393	300 000	12 415 303
Progression (Pop-PF)	100,2%	92,7%	107,2%	88,6%	20,2%	0,6%	0,0%	0,0%	73,2%

Notes: The figures are subject to change; *IDPs by disaster are not included; **'Other' in the location refers to any known location other than camp or settlement sites, covering both urban and rural areas; ***self-settled refers to the individuals without available information such as their names and locations, and their locations are categorized to be 'unknown'; those by location in Congo, Democratic Republic of the Congo and Zimbabwe could be different from the numbers operation report due to inconsistency in proGres.