Southeast Türkiye Protection Sector Achievements - 2023

as of September 2024

Inter-Agency Coordination Türkiye

of Beneficiaries by Location

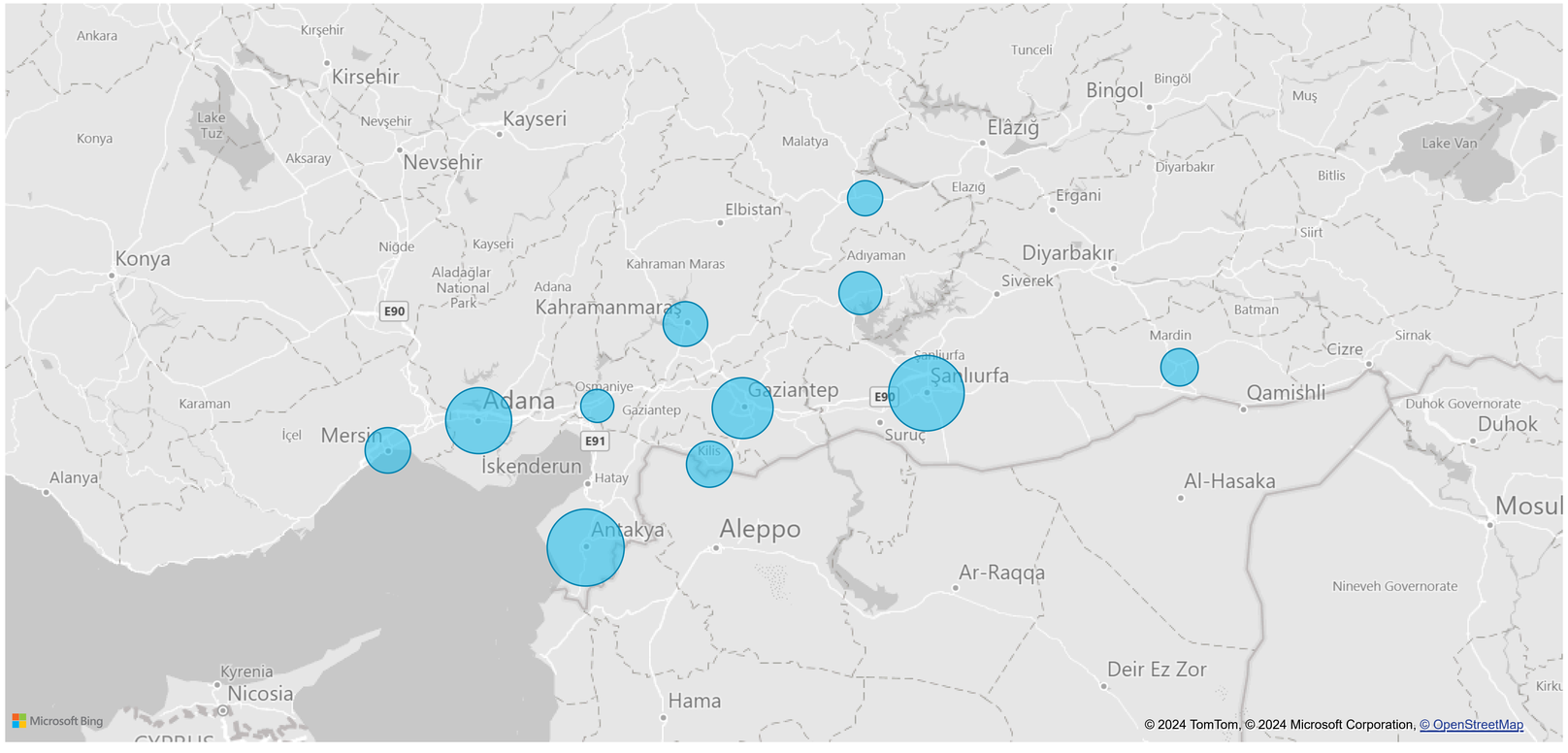

Individuals benefitting protection Services by Month

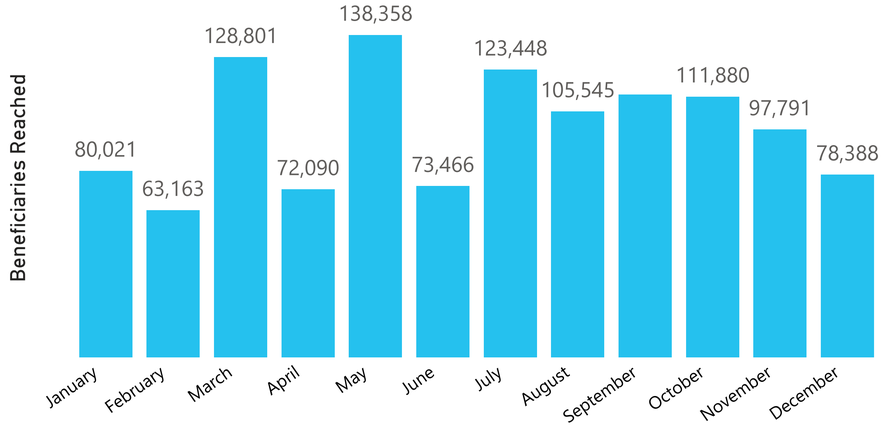

421,715
Number of individuals benefitting from protection activities

262,095
Number of individuals with specific needs/vulnerabilities assessed and identified with protection n

Location

All

Breakdown of Beneficiaries by Gender

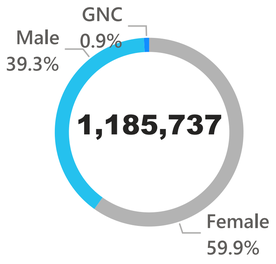

Breakdown of Beneficiaries by Nationality*

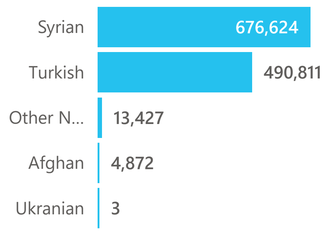

74,804
Number referrals (of individuals with protection needs) to specialized/multisectoral services

9,710
# of individual GBV survivors provided with GBV specific response services

66,665
# of individual GBV survivors and those at risk assessed

112,383
Number of individuals receiving cash/in-kind assistance to meet their protection needs

84,212
# of children assessed for protection needs

70,301
# of children participating in structured, sustained child protection or psycho-social support progr

30,708
# of individuals provided with individual legal support

5,112
# of individuals trained on international protection, rights, services and available assistance

Appeal: All

EQ Response Activity: All

Nationality: All

Reporting Agencies

ASAM | Bon... | CAR... | Con... | DRC | ELAF | EVS... | Gazi... | GOA... | Gok... | IGAM | IOM | Kaos... | Kilis... | LEA... | Mal... | Mer... | Mult... | NSPPL | REALs | SAMS | Sanli... | Save... | STL | Taka... | TAR... | TKV | TRC | UNF... | UN... | UN... | UOS... | WHH | YSF | YSYD

Supporting Agencies

ASAM | Bar Ass... | CARE I... | Caritas ... | Concer... | DRC | ECHO ... | ELAF | GOAL I... | IGAM | IOM | LEAP N... | Mercy ... | MoIT | REALs | Relief I... | SAMS | Save th... | STL | Takaful ... | UNFPA | UNHCR | UNICEF | UNWo... | WHH | WHO | YSYD

Source: *PWG, ActivityInfo* *Feedback*: *IMTurkey@unhcr.org*

**The number of beneficiaries reached is calculated by summing indicators selected by the sectors; there may be duplications.*

Southeast Türkiye Protection Sector Achievements - 2024

as of September 2024

Inter-Agency Coordination Türkiye

# of Beneficiaries by Location

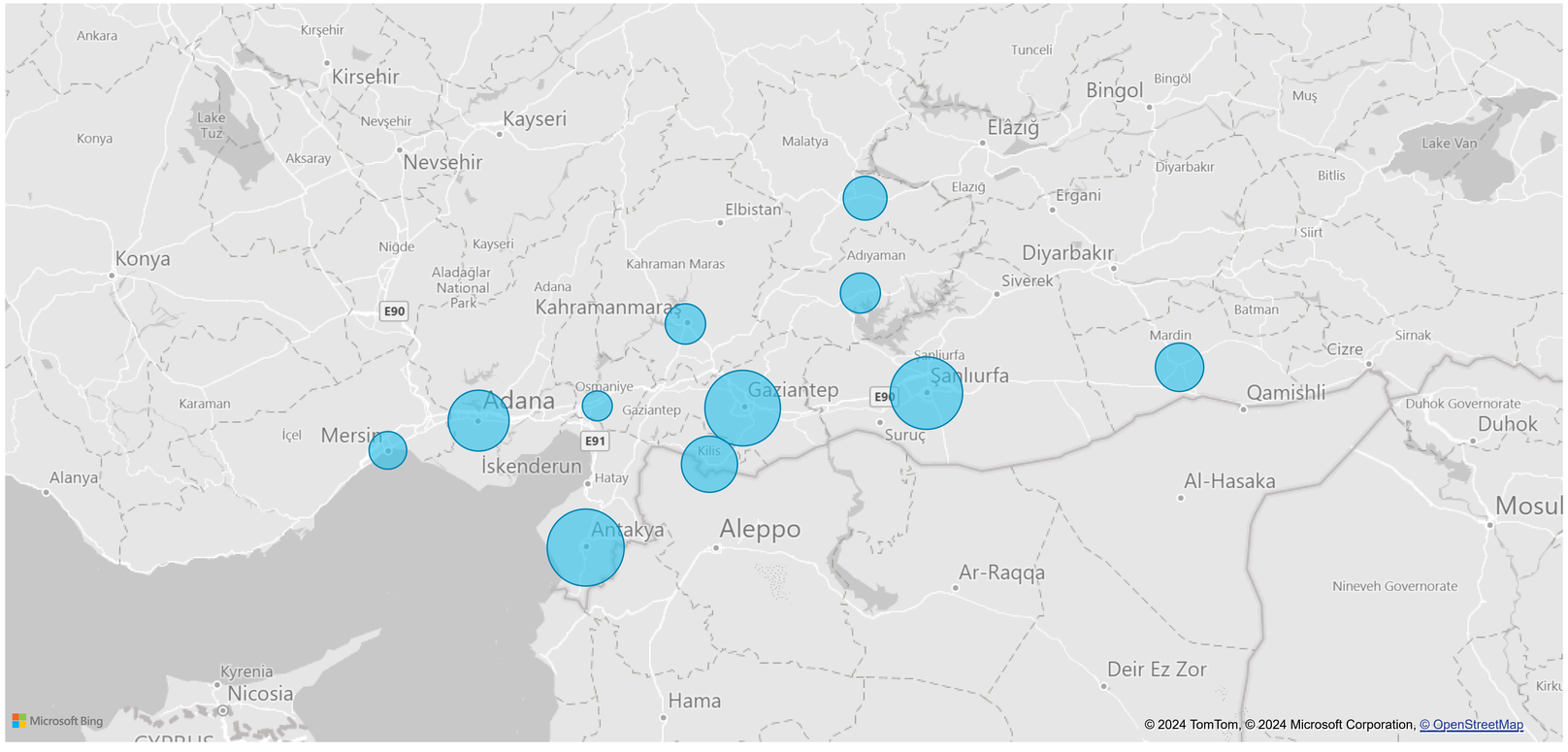

Individuals benefitting protection Services by Month

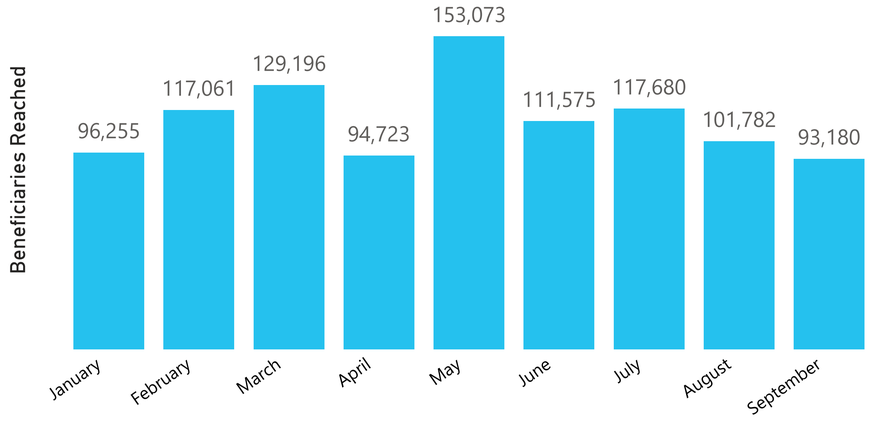

Location

All

Breakdown of Beneficiaries by Gender

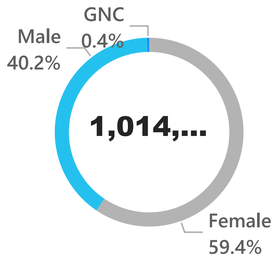

Breakdown of Beneficiaries by Nationality*

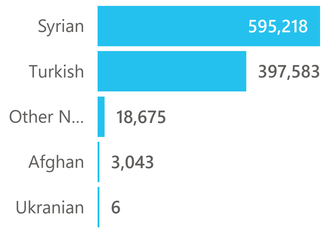

Appeal

All

EQ Response Activity

All

Nationality

All

337,117
Number of individuals benefitting from protection activities

173,572
Number of individuals with specific needs/vulnerabilities assessed and identified with protection n

26,019
Number referrals (of individuals with protection needs) to specialized/multisectoral services

6,634
# of individual GBV survivors provided with GBV specific response services

11,544
# of individual GBV survivors and those at risk assessed

28,783
Number of individuals receiving cash/in-kind assistance to meet their protection needs

91,931
# of children assessed for protection needs

54,954
# of children participating in structured, sustained child protection or psycho-social support progr

26,504
# of individuals provided with individual legal support

8,318
# of individuals trained on international protection, rights, services and available assistance

Reporting Agencies

ASAM	DDD	ELAF	Gaziantep- ...	Hand in Hand	Human App...	IOM	LEAP NGO	NSPPL	REALs	Sanliurfa M...	Save the Ch...	SEVKAR	STL	Test Partner	TRC	UNHCR	WHH	Zer...
CARE Intern...	DRC	EVSAD	GOAL Inter...	Hatay Metr...	IGAM	Kilis- Provin...	LWA	Qatar Charity	SAMS	SARD	SENED Org...	SRP	TARDE	TKV	UNFPA	UOSSM Tur...	YSF	

Supporting Agencies

AFAD	ASAM	CARE I...	Caritas...	Cordaid	DRC	ECHO ...	ELAF	GOAL ...	Hand i...	Huma...	IGAM	IOM	LEAP ...	LWA	MDM	MoNE	Oxfam...	Qatar ...	REALs	Relief I...	SAMS	Save t...	SENED...	Solida...	UNFPA	UNHCR	UNICEF	WHH

Source: *PWG, ActivityInfo* ***Feedback***: *IMTurkey@unhcr.org*

**The number of beneficiaries reached is calculated by summing indicators selected by the sectors; there may be duplications.*

Protection Sector Achievements - Gaziantep - 2024

as of September 2024

Inter-Agency Coordination Türkiye

# of Beneficiaries by Location

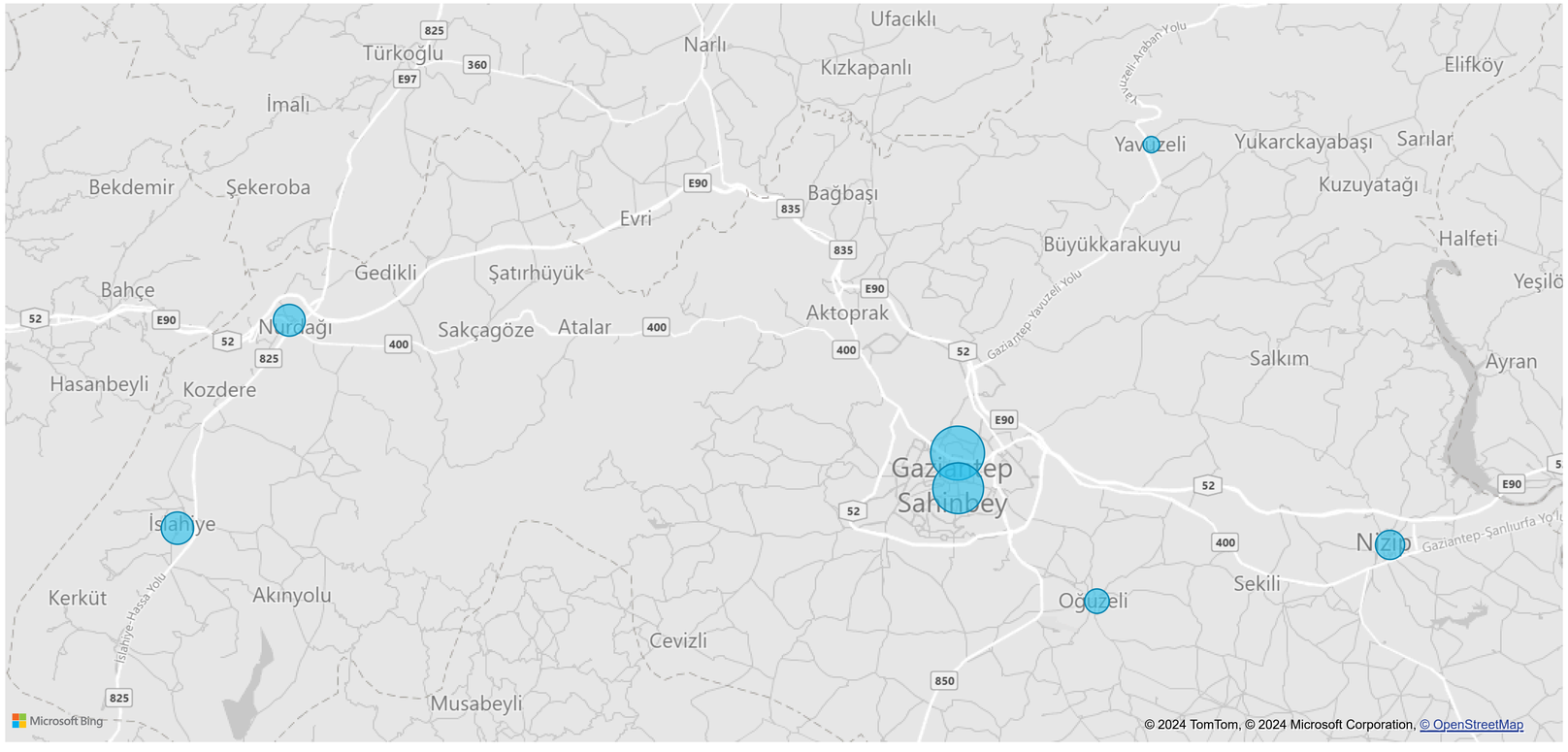

Individuals benefitting protection Services by Month

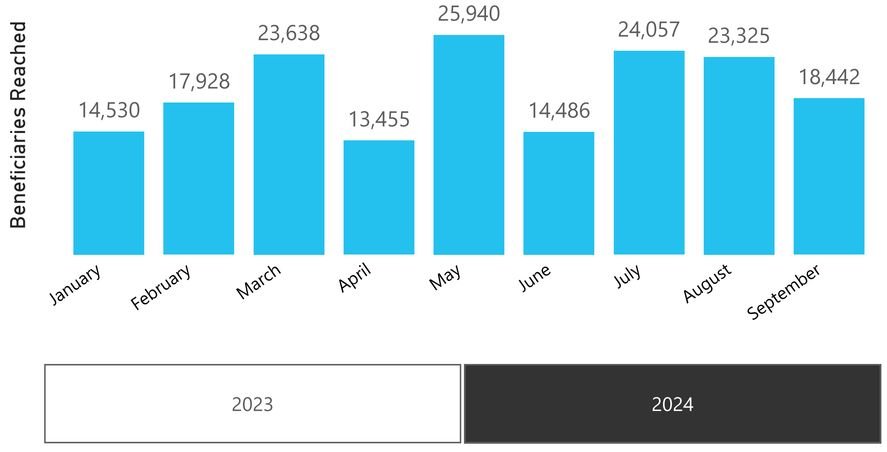

Location

All

Breakdown of Beneficiaries by Gender

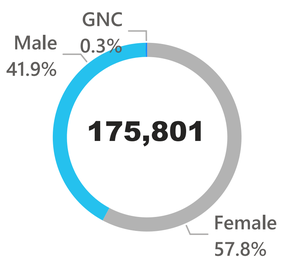

Breakdown of Beneficiaries by Nationality*

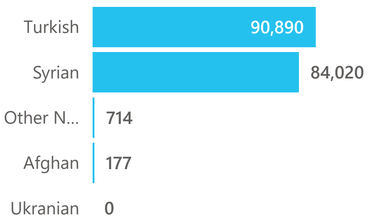

57,179
Number of individuals benefitting from protection activities

43,335
Number of individuals with specific needs/vulnerabilities assessed and identified with protection n

5,893
Number referrals (of individuals with protection needs) to specialized/multisectoral

1,478
# of individual GBV survivors provided with GBV specific response services

3,847
# of individual GBV survivors and those at risk assessed

5,540
Number of individuals receiving cash/in-kind assistance to meet their protection needs

17,271
# of children assessed for protection needs

8,767
# of children participating in structured, sustained child protection or psycho-social support progr

6,816
# of individuals provided with individual legal support

891
# of individuals trained on international protection, rights, services and available assistance

Appeal

All

EQ Response Activity

All

Nationality

All

Reporting Agencies

ASAM	CARE Intern...	ELAF	Gaziantep- ...	GOAL Intern...	Human App...	IOM	Qatar Charity	SAMS	Save the Chi...	SENED Orga...	TARDE	TKV	TRC	UNFPA	UNHCR	WHH	YSF

Supporting Agencies

CARE International	ELAF	GOAL International	Human Appeal	IOM	Qatar Charity	SAMS	Save the Children	SENED Organization	UNFPA	UNHCR	UNICEF	WHH

Source: *PWG, ActivityInfo* *Feedback*: *IMTurkey@unhcr.org*

**The number of beneficiaries reached is calculated by summing indicators selected by the sectors; there may be duplications.*

Protection Sector Achievements - Hatay - 2024

as of September 2024

Inter-Agency Coordination Türkiye

# of Beneficiaries by Location

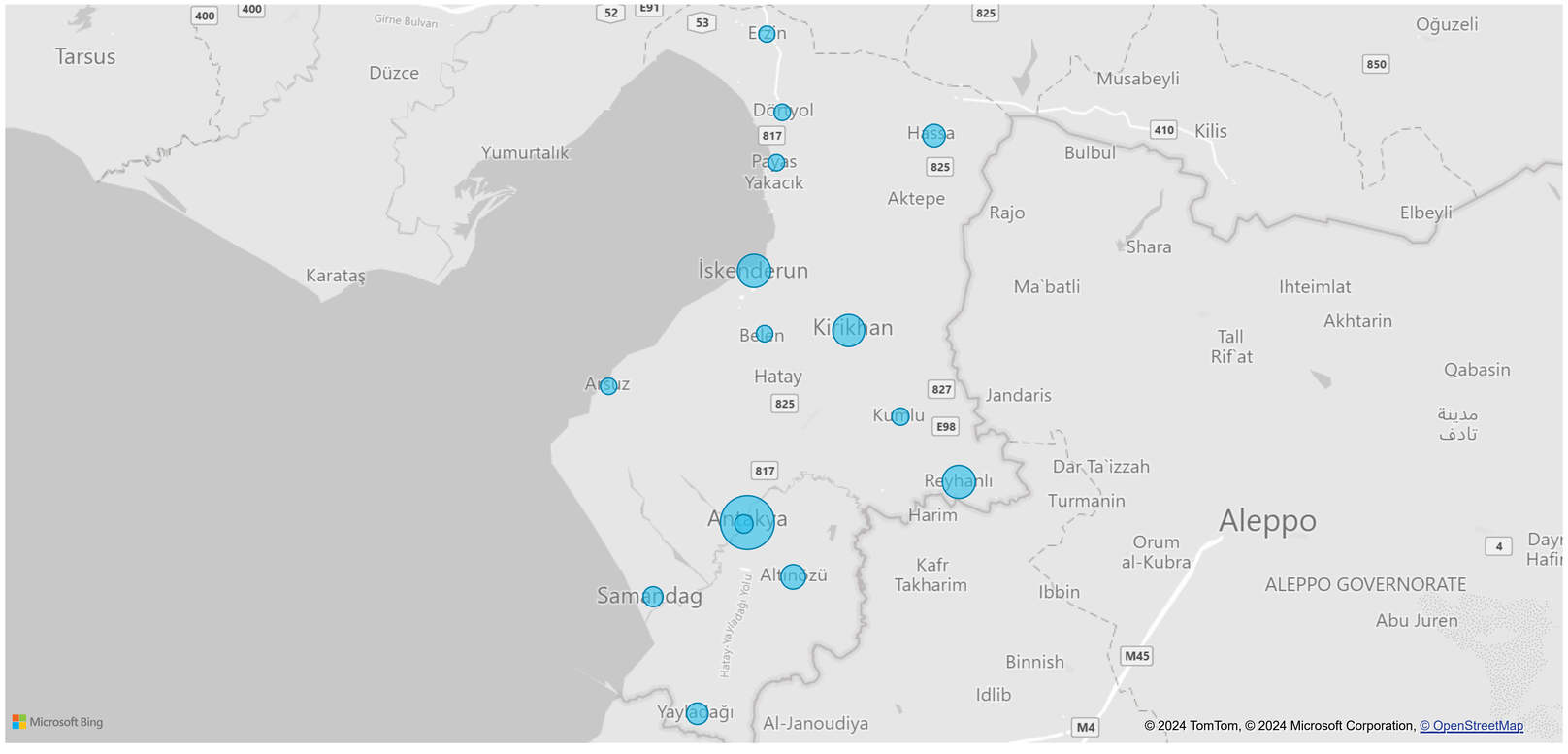

Individuals benefitting protection Services by Month

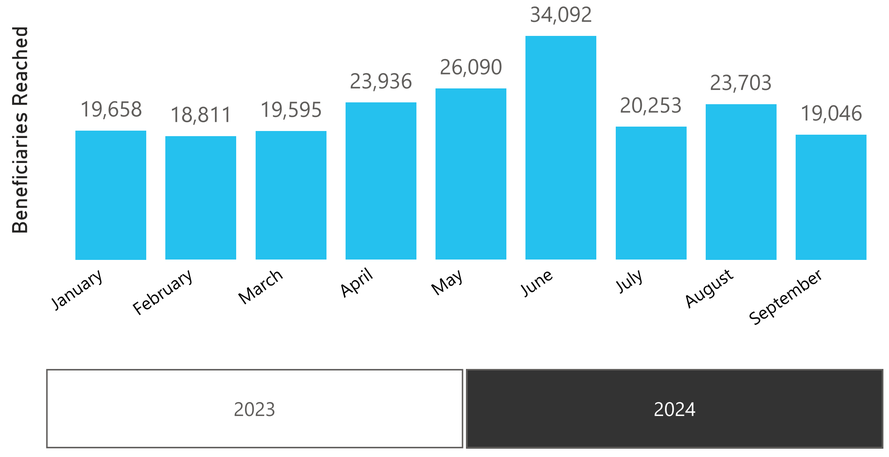

Location

All

Breakdown of Beneficiaries by Gender

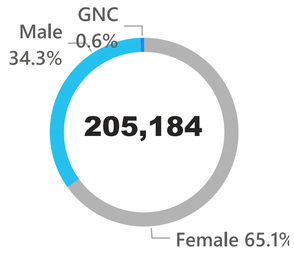

Breakdown of Beneficiaries by Nationality*

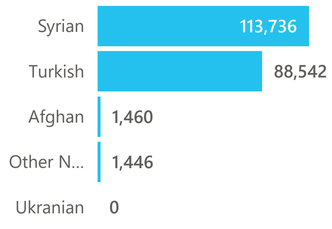

Appeal: All

EQ Response Activity: All

Nationality: All

81,783 Number of individuals benefitting from protection activities

48,886 Number of individuals with specific needs/vulnerabilities assessed and identified with protection n

8,085 Number referrals (of individuals with protection needs) to specialized/multisectoral

1,980 # of individual GBV survivors provided with GBV specific response services

3,426 # of individual GBV survivors and those at risk assessed

8,905 Number of individuals receiving cash/in-kind assistance to meet their protection needs

20,346 # of children assessed for protection needs

20,342 # of children participating in structured, sustained child protection or psycho-social support progr

5,520 # of individuals provided with individual legal support

1,508 # of individuals trained on international protection, rights, services and available assistance

Reporting Agencies

ASAM | CARE In... | DDD | DRC | GOAL In... | Hand in ... | Hatay M... | Human ... | IOM | NSPPL | Qatar C... | SAMS | Save the... | SENED ... | SEVKAR | SRP | STL | TARDE | TKV | TRC | UNFPA | UNHCR | WHH | YSF

Supporting Agencies

ASAM | CARE Inter... | Caritas Lux... | Cordaid | DRC | GOAL Inter... | Hand in Ha... | Human Ap... | IOM | MDM | MoNE | Oxfam KEDV | Qatar Chari... | Relief Inter... | SAMS | Save the C... | UNFPA | UNHCR | UNICEF | WHH

Source: *PWG, ActivityInfo* *Feedback*: *IMTurkey@unhcr.org*

**The number of beneficiaries reached is calculated by summing indicators selected by the sectors; there may be duplications.*

Protection Sector Achievements - Kahramanmaraş- 2024

as of September 2024

Inter-Agency Coordination Türkiye

# of Beneficiaries by Location

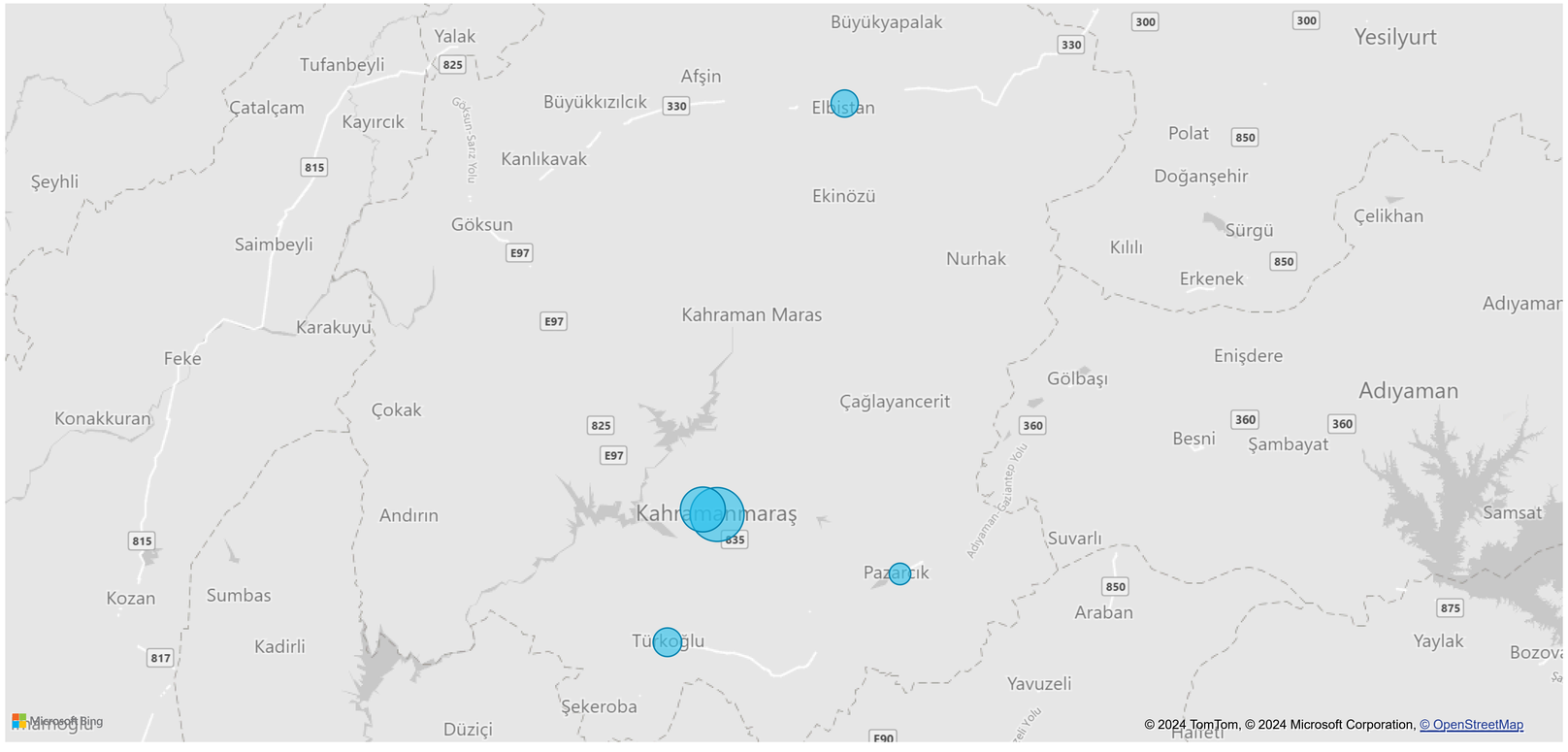

Individuals benefitting protection Services by Month

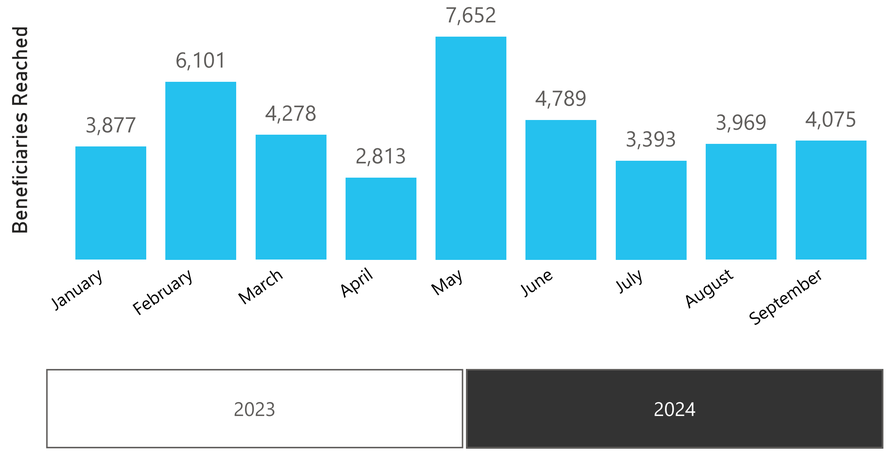

Location

All

Breakdown of Beneficiaries by Gender

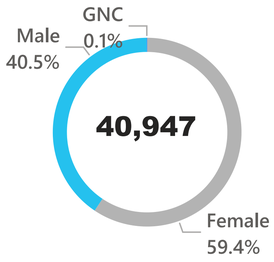

Breakdown of Beneficiaries by Nationality*

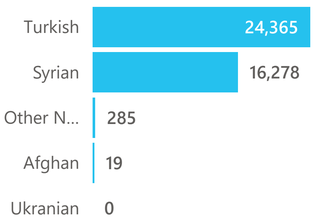

Appeal

All

EQ Response Activity

All

Nationality

All

15,524
Number of individuals benefitting from protection activities

10,725
Number of individuals with specific needs/vulnerabilities assessed and identified with protection n

1,131
Number referrals (of individuals with protection needs) to specialized/multisectoral

527
# of individual GBV survivors provided with GBV specific response services

600
# of individual GBV survivors and those at risk assessed

331
Number of individuals receiving cash/in-kind assistance to meet their protection needs

7,517
# of children assessed for protection needs

4,790
# of children participating in structured, sustained child protection or psycho-social support progr

449
# of individuals provided with individual legal support

1,218
# of individuals trained on international protection, rights, services and available assistance

Reporting Agencies

ASAM | DRC | Human Appeal | IOM | Save the Children | SENED Organization | TARDE | TKV | TRC | UNFPA | UNHCR | WHH | YSF

Supporting Agencies

DRC | Human Appeal | IOM | Oxfam KEDV | Save the Children | UNFPA | UNHCR | UNICEF | WHH

Source: *PWG, ActivityInfo* *Feedback*: *IMTurkey@unhcr.org*

**The number of beneficiaries reached is calculated by summing indicators selected by the sectors; there may be duplications.*

Protection Sector Achievements - Kahramanmaraş- 2024

as of September 2024

Inter-Agency Coordination Türkiye

# of Beneficiaries by Location

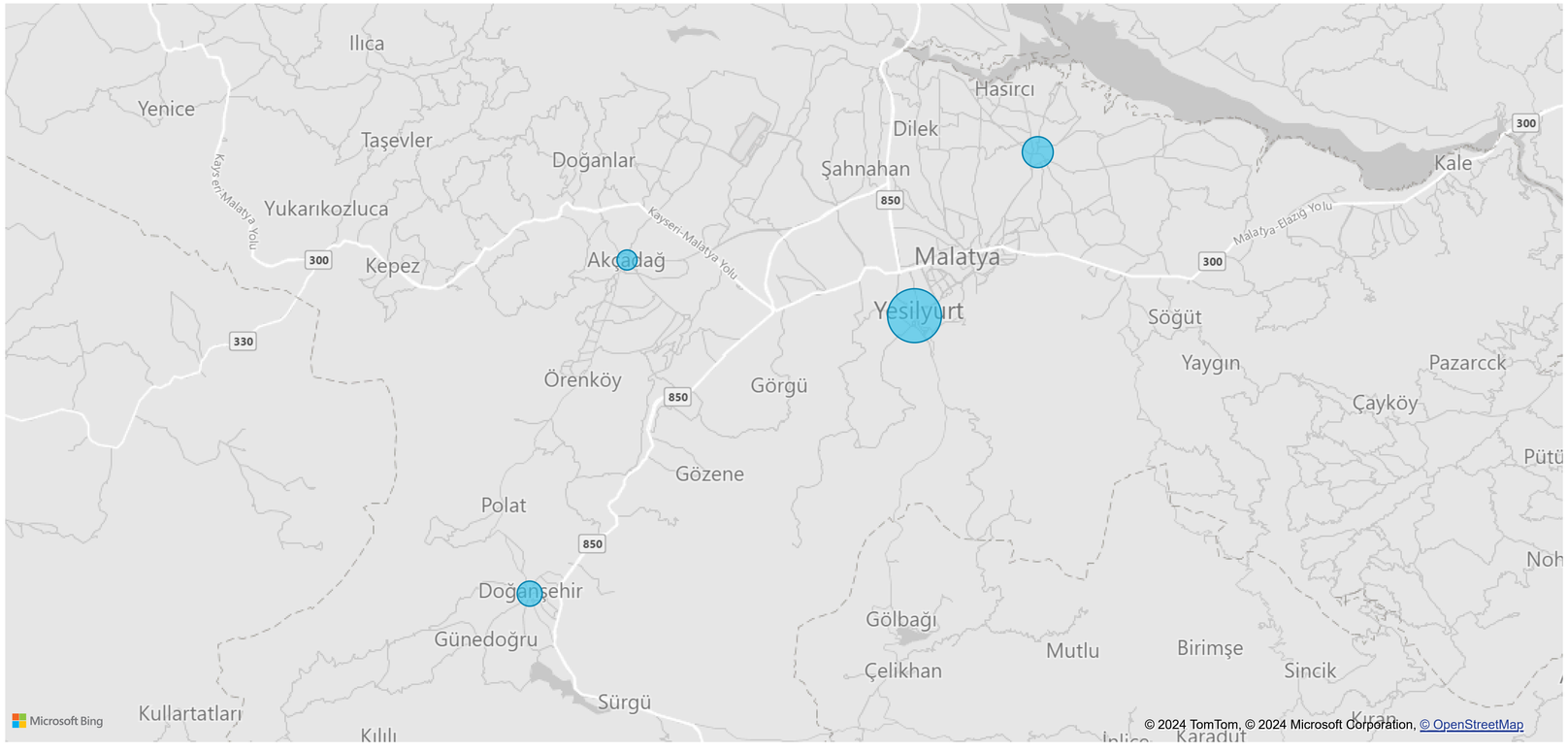

Individuals benefitting protection Services by Month

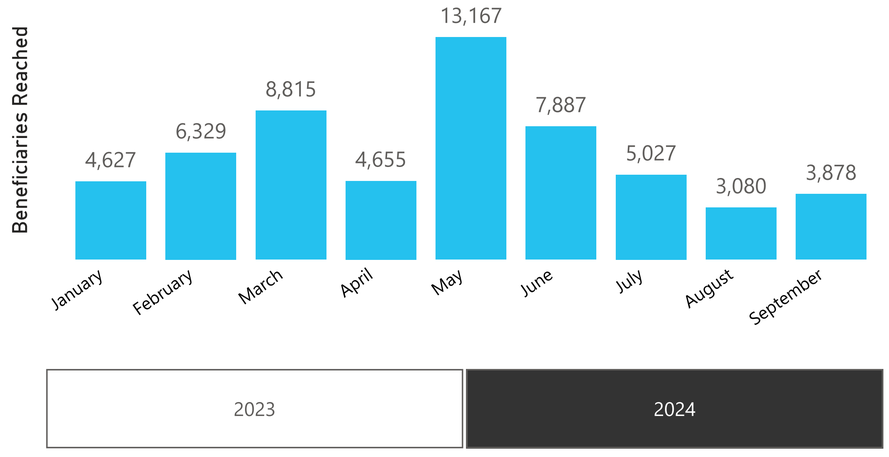

Location

All

Breakdown of Beneficiaries by Gender

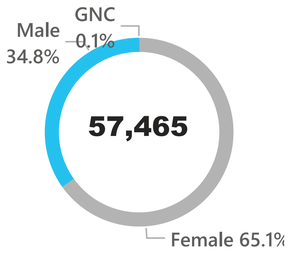

Breakdown of Beneficiaries by Nationality*

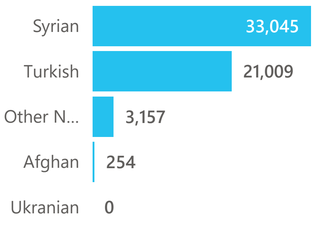

Appeal

All

EQ Response Activity

All

Nationality

All

14,602
Number of individuals benefitting from protection activities

13,779
Number of individuals with specific needs/vulnerabilities assessed and identified with protection n

1,011
Number referrals (of individuals with protection needs) to specialized/multisectoral

529
# of individual GBV survivors provided with GBV specific response services

3,385
# of individual GBV survivors and those at risk assessed

161
Number of individuals receiving cash/in-kind assistance to meet their protection needs

6,578
# of children assessed for protection needs

2,757
# of children participating in structured, sustained child protection or psycho-social support progr

3,303
# of individuals provided with individual legal support

674
# of individuals trained on international protection, rights, services and available assistance

Reporting Agencies

ASAM	IGAM	SENED Organization	TARDE	TKV	TRC	UNFPA	UNHCR	WHH	YSF

Supporting Agencies

IGAM	UNFPA	UNHCR	UNICEF	WHH

Source: PWG, ActivityInfo *Feedback: IMTurkey@unhcr.org*

**The number of beneficiaries reached is calculated by summing indicators selected by the sectors; there may be duplications.*

Protection Sector Achievements - Kahramanmaraş- 2024

as of September 2024

Inter-Agency Coordination Türkiye

# of Beneficiaries by Location

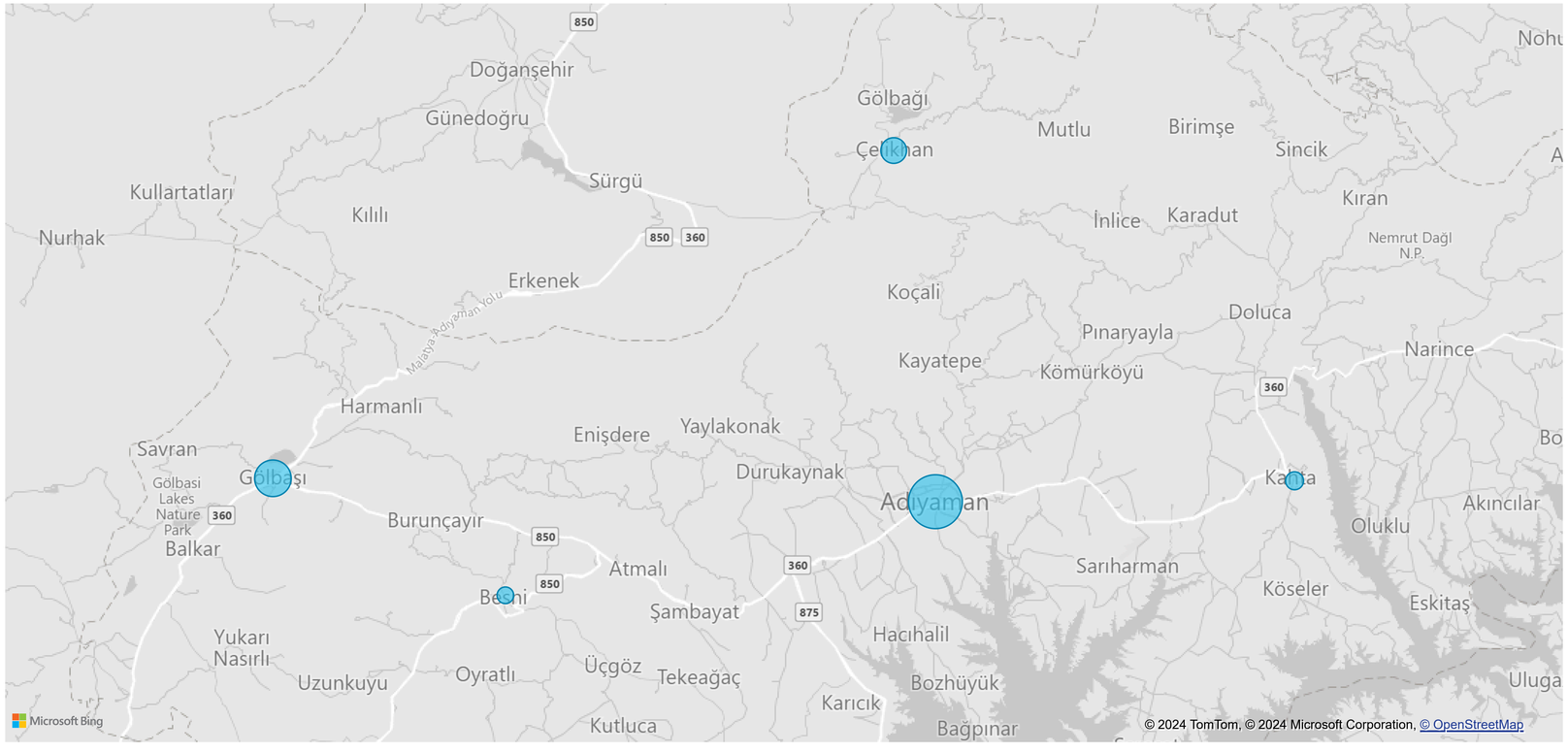

Individuals benefitting protection Services by Month

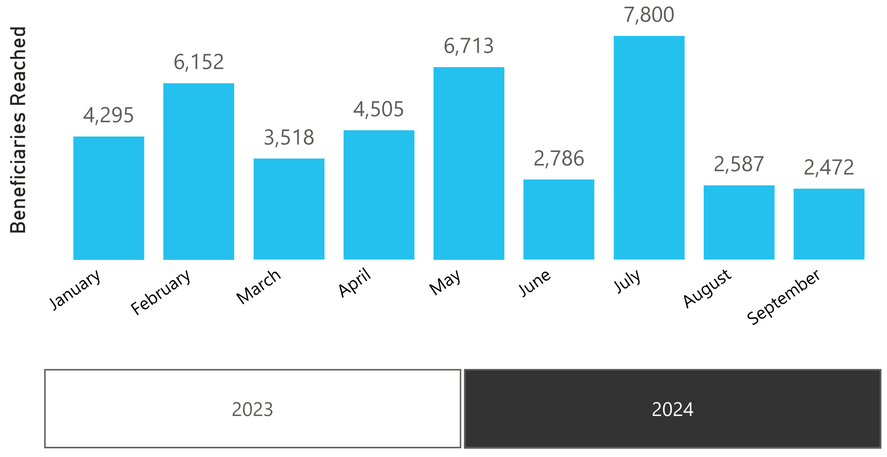

Location

All

Breakdown of Beneficiaries by Gender

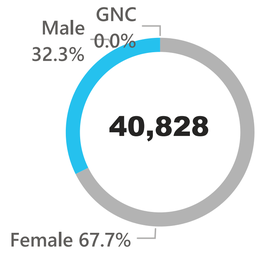

Breakdown of Beneficiaries by Nationality*

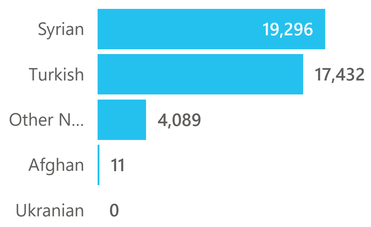

Appeal: All

EQ Response Activity: All

Nationality: All

7,031 Number of individuals benefitting from protection activities

2,844 Number of individuals with specific needs/vulnerabilities assessed and identified with protection n

205 Number referrals (of individuals with protection needs) to specialized/multisectoral

646 # of individual GBV survivors provided with GBV specific response services

1,602 # of individual GBV survivors and those at risk assessed

142 Number of individuals receiving cash/in-kind assistance to meet their protection needs

754 # of children assessed for protection needs

2,412 # of children participating in structured, sustained child protection or psycho-social support progr

196 # of individuals provided with individual legal support

647 # of individuals trained on international protection, rights, services and available assistance

Reporting Agencies

ASAM	IOM	LWA	SARD	Save the Children	SENED Organizat...	TARDE	Test Partner	TKV	UNFPA	UNHCR	WHH	YSF	Zero Discriminati...

Supporting Agencies

AFAD	IOM	LWA	Save the Children	Solidar Suisse	UNFPA	UNHCR	UNICEF	WHH

Source: PWG, ActivityInfo **Feedback**: *IMTurkey@unhcr.org*

**The number of beneficiaries reached is calculated by summing indicators selected by the sectors; there may be duplications.*

Protection Sector Achievements - 2024

as of September 2024

Inter-Agency Coordination Türkiye

Number of individuals with specific needs/vulnerabilities assessed and identified with protection needs

173,572

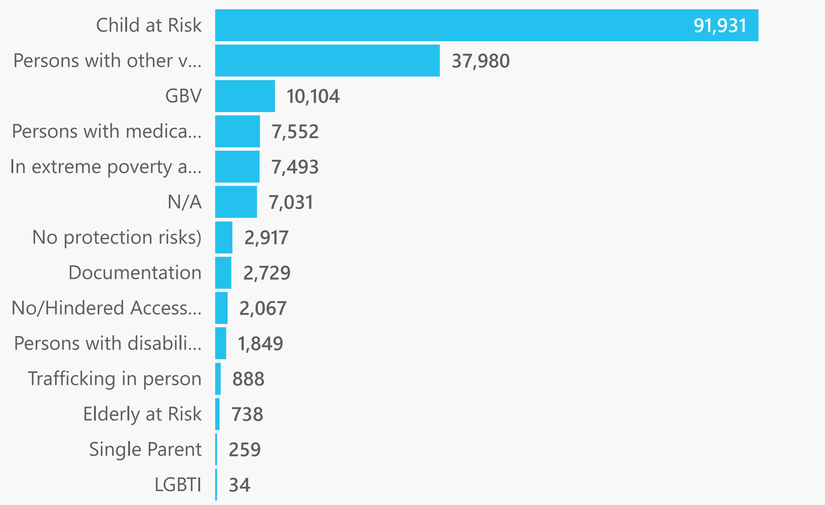

Number of Individuals Trained

8,318



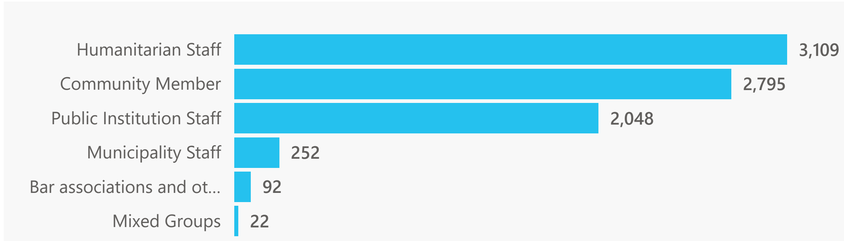

Number of Individuals Reached with Information Dissemination or Awareness Raising

813,654

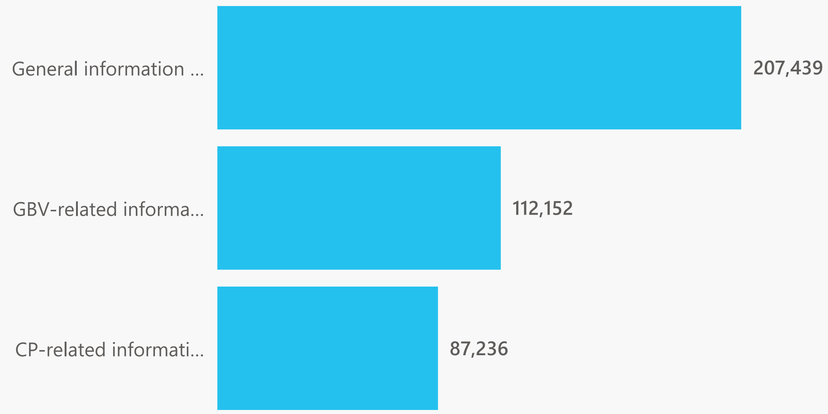

Location All

Appeal All

Nationality All

EQ Response Activity All

Individuals benefitting protection Services by Month

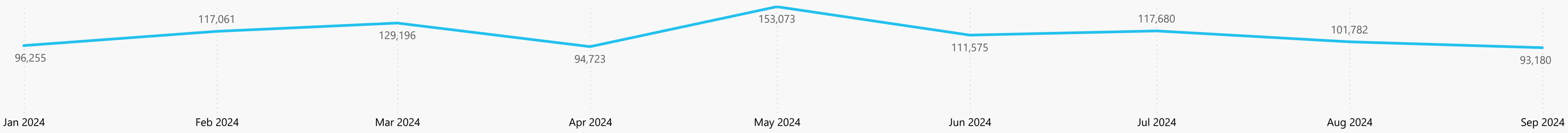

Reporting Agencies

ASAM	DDD	ELAF	Gaziantep- ...	Hand in Hand	Human App...	IOM	LEAP NGO	NSPPL	REALs	Sanliurfa M...	Save the Ch...	SEVKAR	STL	Test Partner	TRC	UNHCR	WHH	Zer...
CARE Intern...	DRC	EVSAD	GOAL Inter...	Hatay Metr...	IGAM	Kilis- Provin...	LWA	Qatar Charity	SAMS	SARD	SENED Org...	SRP	TARDE	TKV	UNFPA	UOSSM Tur...	YSF	

Supporting Agencies

AFAD	ASAM	CARE I...	Caritas...	Cordaid	DRC	ECHO ...	ELAF	GOAL ...	Hand i...	Huma...	IGAM	IOM	LEAP ...	LWA	MDM	MoNE	Oxfam...	Qatar ...	REALs	Relief I...	SAMS	Save t...	SENED...	Solida...	UNFPA	UNHCR	UNICEF	WHH

Source: *PWG, ActivityInfo* ***Feedback***: *IMTurkey@unhcr.org*

**The number of beneficiaries reached is calculated by summing indicators selected by the sectors; there may be duplications.*

Protection Sector Achievements - 2024

as of September 2024

Inter-Agency Coordination Türkiye

Location: All

Appeal: All

EQ Response Activity: All

Nationality: All

Indicator Family	January	February	March	April	May	June	July	August	Sep
1.1.1 # of individuals trained on international protection, rights, services and available assistance	1,253	938	168	123	230	169	37	81	
1.4.1 # of refugees/vulnerable host community members provided with individual legal support (legal aid and counsel)	3,254	4,224	3,142	2,263	3,337	1,829	3,258	2,507	
1.4.2 # of individuals trained on strengthening legal aid mechanisms for refugees (bar associations and other stakeholders)	3	26		5	41	17			
2.1.1 # of individuals benefitting from protection activities	35,506	46,349	42,088	38,147	45,385	28,966	33,670	33,499	
2.1.2 # of individuals with specific needs/vulnerabilities assessed and identified with protection needs	9,291	9,550	8,536	6,607	7,728	7,020	8,958	6,641	
2.1.3 # referrals (of individuals with protection needs) to specialized/multisectoral services	2,676	2,920	3,472	3,610	3,417	2,983	2,996	1,607	
2.1.4 # of individuals receiving cash/in-kind assistance to meet their protection needs	8,062	2,607	2,645	1,685	4,427	4,599	2,184	1,829	
2.1.5 # of individual receiving psycho-social support	5,690	7,429	5,790	3,978	7,940	5,129	5,696	4,861	
2.2.1 # of individuals reached through information campaigns and awareness-raising on rights, entitlements, services and assistance	22,210	27,403	28,980	13,223	26,894	19,069	28,834	21,131	
2.3.1 # of individuals engaged in sustained and structured mobilization efforts and empowerment programmes	1,198	1,164	780	801	1,343	263	395	362	
2.5.1 # of refugee and host community members participating in one-off events specific to social cohesion	1,438	885	647	2,069	554	739	719	582	
2.5.2 # of refugee and host community members participating in structured and sustained programmes specific to social cohesion	14,671	13,629	14,912	20,559	16,440	12,147	20,847	23,018	
2.6.1 # of individuals reached with technical capacity development initiatives (including trainings etc) on service delivery/provision to persons with specific needs	10			103	60	53	4	23	
3.1.1 # of individual Gender-Based Violence (GBV) survivors and those at risk assessed	1,271	1,231	1,960	956	1,956	812	1,226	394	
3.1.2 # of individual GBV survivors provided with GBV specific response services	820	613	794	705	991	718	941	528	
3.1.3 # of individual GBV survivors referred to multi-sectoral GBV specific response services	205	238	280	117	275	253	356	103	
3.2.1 # of individuals reached through GBV-related information campaigns and activities to raise public awareness on rights, entitlements and assistance for prevention, mitigation and response to GBV	10,375	13,184	20,463	7,225	17,409	8,107	12,449	10,652	
3.3.1 # of individuals reached with technical capacity development (including trainings) initiatives on GBV risk mitigation, prevention and response	36		3		41	3	33	15	
4.1.1 # of children assessed for protection risks	5,549	14,087	11,772	8,714	15,334	9,314	7,213	8,002	
4.1.2 # of children identified to be at risk	3,936	6,094	4,690	3,670	5,335	2,918	3,813	3,575	
4.1.3 # of children referred to specialised/multi-sectoral services	1,683	3,096	2,298	1,823	2,351	2,031	1,899	2,578	
4.2.1 # of children participating in structured and sustained community based child protection programmes	243	208	118	644	320	377	341	16	
4.2.2 # of children participating in structured, sustained child protection or psycho-social support programmes (individuals and in groups)	4,309	8,017	7,825	6,558	8,734	3,999	5,256	4,970	
4.2.3 # of individuals reached with positive parenting programmes	727	823	2,346	1,949	785	1,414	800	997	
4.2.4 # of individuals reached through information campaigns and awareness-raising initiatives on child rights and protection	2,162	7,088	9,206	8,404	25,438	11,102	9,528	6,615	
4.3.1 # of individuals reached with technical capacity development initiatives (including trainings) on child rights and protection	718	1,461	490	353	333	485	411	262	
Total	**137,296**	**173,264**	**173,405**	**134,291**	**197,098**	**124,516**	**151,864**	**134,848**	**1**

Reporting Agencies

ASAM	DDD	ELAF	Gaziantep- ...	Hand in Hand	Human App...	IOM	LEAP NGO	NSPPL	REALs	Sanliurfa M...	Save the Ch...	SEVKAR	STL	Test Partner	TRC	UNHCR	WHH	Zer...
CARE Intern...	DRC	EVSAD	GOAL Inter...	Hatay Metr...	IGAM	Kilis- Provin...	LWA	Qatar Charity	SAMS	SARD	SENED Org...	SRP	TARDE	TKV	UNFPA	UOSSM Tur...	YSF	

Supporting Agencies

AFAD	ASAM	CARE I...	Caritas...	Cordaid	DRC	ECHO ...	ELAF	GOAL ...	Hand i...	Huma...	IGAM	IOM	LEAP ...	LWA	MDM	MoNE	Oxfam...	Qatar ...	REALs	Relief I...	SAMS	Save t...	SENED...	Solida...	UNFPA	UNHCR	UNICEF	WHH

Source: *PWG, ActivityInfo* ***Feedback***: *IMTurkey@unhcr.org*

**The number of beneficiaries reached is calculated by summing indicators selected by the sectors; there may be duplications.*