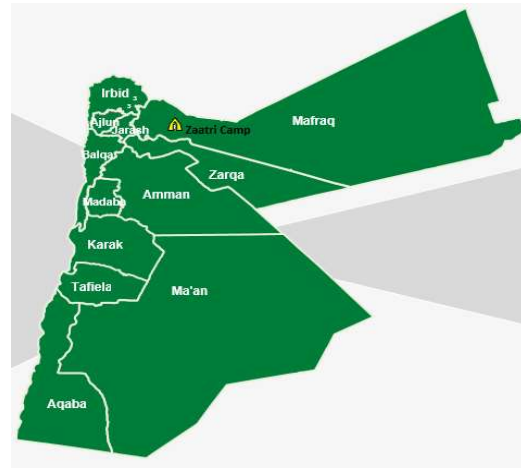
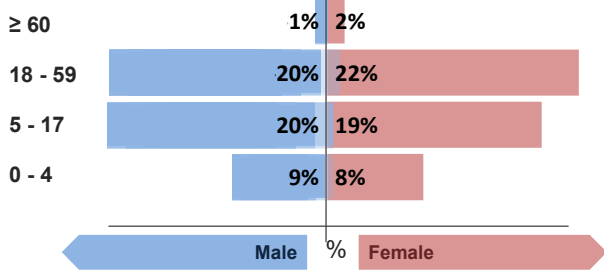




Refugee population

Total refugee population: **78,408**

Demographic breakdown:



Key facts

Camp opened: **July 2012**

Indicators at a glance

| | | |
|---|------|---|
| 1 Health utilisation rate | 3.2 | ✓ |
| 2 Number of consultations per clinician per day | 31 | ✓ |
| 3 Hospitalisation rate (/1000/month) | 2.2 | |
| 4 % deliveries attended by skilled personnel | 100% | ✓ |
| 5 Crude Mortality Rate (CMR) (/1000/month) | 0.1 | ✓ |
| 6 Under-five Mortality Rate (U5MR) (/1000/month) | 0.2 | ✓ |
| 7 Neonatal Mortality Rate (NNMR) (/1000 livebirths) | 13.8 | ✗ |

Notes

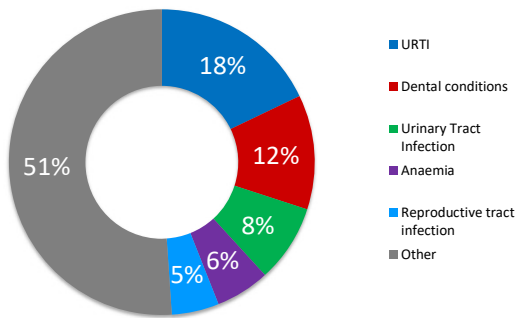
This public health profile for Za'atri refugee camp is compiled from health facility data from the following partners:

- IMC ER
- KSC/HA Clinic
- IRC Clinic
- JHAS Maternity Center
- SAMS Clinic
- AMR QC
- AMR MCC

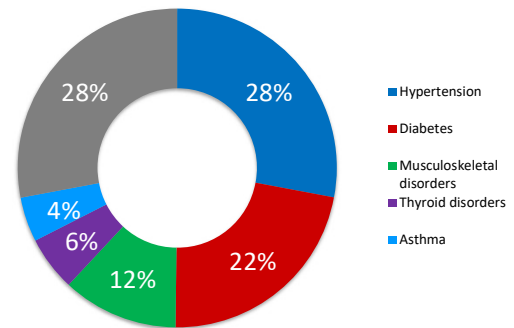
Data is collected using standardised Health Information System (HIS) data collection and reporting tools and aims to be as accurate as possible.

Morbidity

Acute health conditions (%)



Chronic health conditions (%)



Top 5 acute health conditions

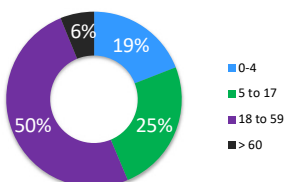
| Rank | Condition | % morbidity | # of consultations |
|------|------------------------------|-------------|--------------------|
| 1 | URTI | 18% | 9,783 |
| 2 | Dental conditions | 12% | 6,633 |
| 3 | Urinary Tract Infection | 8% | 4,501 |
| 4 | Anaemia | 6% | 3,133 |
| 5 | Reproductive tract infection | 5% | 2,754 |
| - | Other | 51% | 27,927 |

Top 5 chronic health conditions

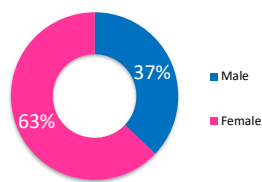
| Rank | Condition | % morbidity | # of consultations |
|------|---------------------------|-------------|--------------------|
| 1 | Hypertension | 28% | 6,169 |
| 2 | Diabetes | 22% | 4,907 |
| 3 | Musculoskeletal disorders | 12% | 2,591 |
| 4 | Thyroid disorders | 6% | 1,225 |
| 5 | Asthma | 5% | 1,002 |
| - | Other | 28% | 6,180 |

Breakdown of acute health conditions

by age

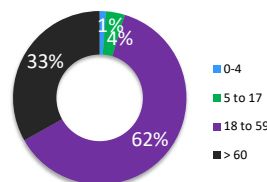


by gender

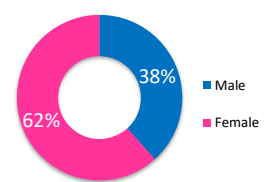


Breakdown of chronic health conditions

by age



by gender



Public Health

Health Impact

| | Indicator | Standard | |
|---|-----------|----------|---|
| Crude Mortality Rate (CMR) (/1000/month) | 0.1 | < 0.75 | ✓ |
| Under-five Mortality Rate (U5MR) (/1000/month) | 0.2 | < 1.5 | ✓ |
| Neonatal Mortality Rate (NNMR) (/1000 livebirths) | 13.8 | < 12 | ✗ |

Access and utilization

| | | | |
|--|--------|-------|---|
| Total number of consultations | 75,989 | | |
| Health utilisation rate | 3.2 | 1 - 4 | ✓ |
| No. of consultations per trained clinician per day | 31 | < 50 | ✓ |

Outbreak Alert and Response

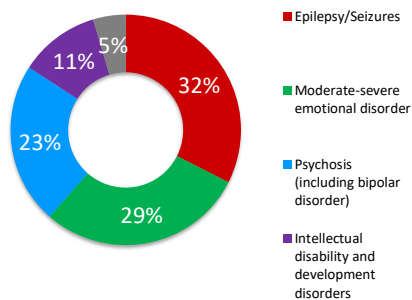
| | Indicator | Standard |
|---|-----------|----------|
| Number of outbreaks reported | 0 | |
| % of outbreaks investigated within 48 hours | | 100% |

Laboratory

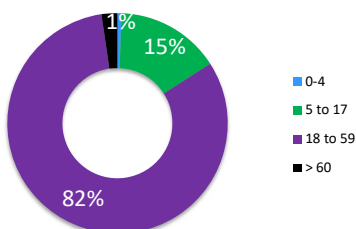
| | |
|------------------------------|--------|
| Number of laboratory samples | 36,682 |
|------------------------------|--------|

Breakdown of mental health conditions

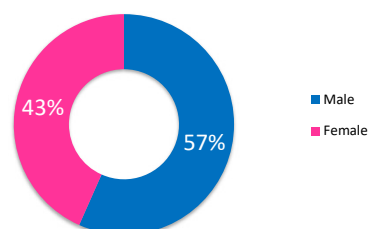
By cause



By age

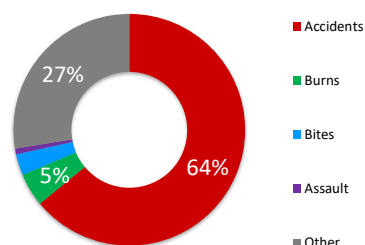


By gender

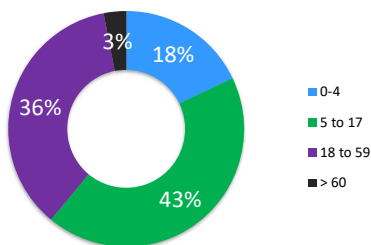


Breakdown of injuries

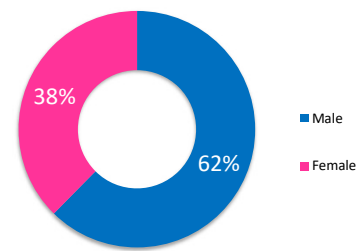
By cause



By age



By gender



In-patient and referral

In-patient department

| | Indicator | Standard | |
|--|-----------|----------|---|
| Hospitalisation rate (/1000/year) | 26.2 | 50 - 150 | |
| Bed occupancy rate | 81% | > 75% | ✓ |
| Mean length of stay for authorised discharges (days) | 1.4 | | |

Reproductive Health

Antenatal care

| | Indicator | Standard | |
|---|-----------|----------|---|
| Coverage of antenatal care (4 or more visits) | 100% | ≥ 90% | ✓ |
| Coverage of TT vaccination | 100% | ≥ 90% | ✓ |
| Coverage of anaemia screening in pregnancy | 100% | ≥ 90% | ✓ |

Delivery care

| | | | |
|---|------|---------|---|
| Proportion of deliveries attended by skilled personnel | 100% | ≥ 90% | ✓ |
| Proportion of deliveries performed by caesarean section | 36% | 5 - 15% | ✗ |
| Proportion of low birth weight deliveries (<2500g) | 2% | < 15% | ✓ |

Maternal mortality

| | | | |
|---|---|------|--|
| Number of maternal deaths reported | 0 | | |
| % of maternal deaths investigated within 48 hours | | 100% | |

Postnatal care

| | Indicator | Standard | |
|----------------------------|-----------|----------|---|
| Coverage of postnatal care | 63% | ≥ 90% | ✗ |

Sexual and Gender-based Violence

| | | | |
|--|-----|------|---|
| Incidence of rape (reported cases/10,000/year)* | 0.0 | | ↑ |
| % of rape survivors who received PEP** < 72 hours | | 100% | ↑ |
| % of rape survivors who received ECP*** < 120 hours | | 100% | ↑ |
| % of rape survivors who received STI**** prophylaxis < 2 wks | | 100% | ↑ |

*Only includes rapes reported at health facilities **Post-exposure prophylaxis ***Emergency contraceptive pill
****Sexually transmitted infection

UNHCR gratefully acknowledges the support of the following partners:

