

This infographic provides a weekly update on UNHCR-assisted Afghan nationals returning from Pakistan, Iran and other countries. It details both voluntary repatriation as well as other returns. It categorizes the total numbers of returns by age, gender and documentation type, offering a clear demographic snapshot. Additionally, the infographic traces the flow of returnees from January to present, highlighting trends and changes over time. This visual representation serves as a vital tool for understanding the dynamics of Afghan nationals return, aiding stakeholders in making informed decisions and assessments regarding their integration and support.

Key Figures for the Week of 20 October - 26 October 2024



750 UNHCR-assisted returns

- **457** Total VolRep returns (VRF)
- **293** Total Other returns (Non-VRF)
- **107** Daily average (VRF+ non-VRF) returns

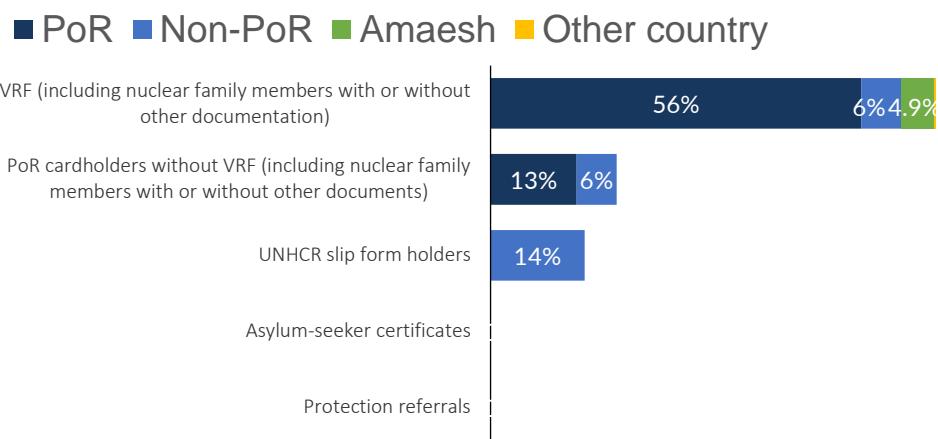


Age and gender analysis of returnees

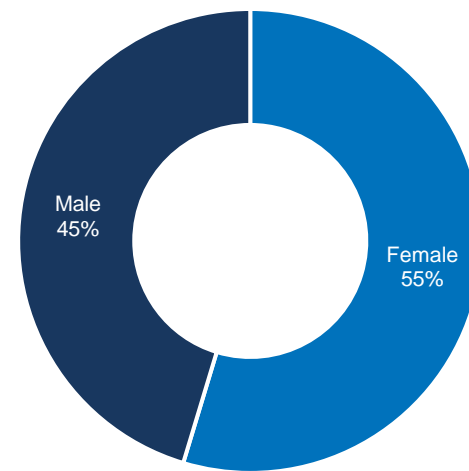
- **55%** of returnees are female
- **36%** of returnee households are female-headed
- **60%** of returnees are below 18

Demographic Breakdown

Returns by documentation type



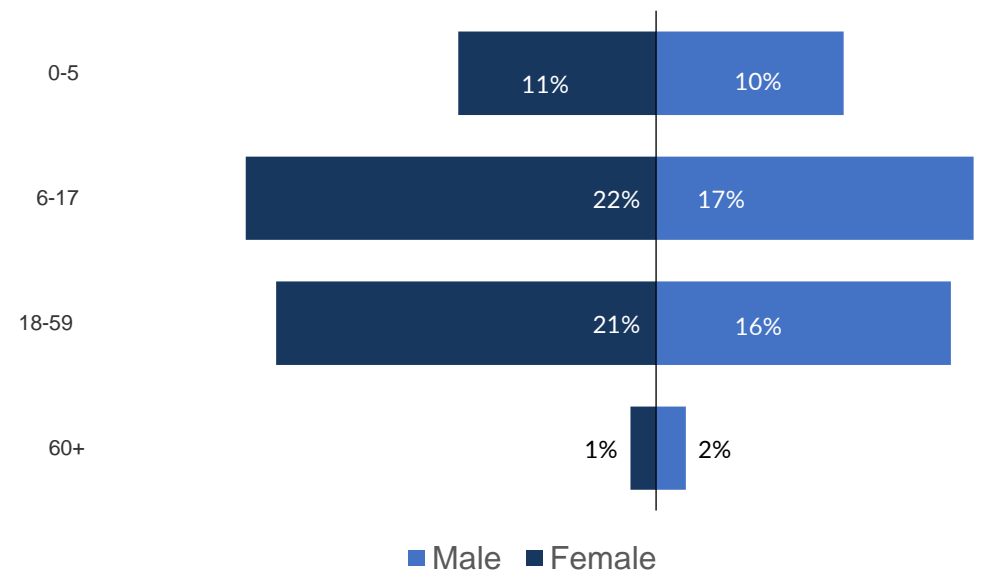
Gender breakdown of returnees



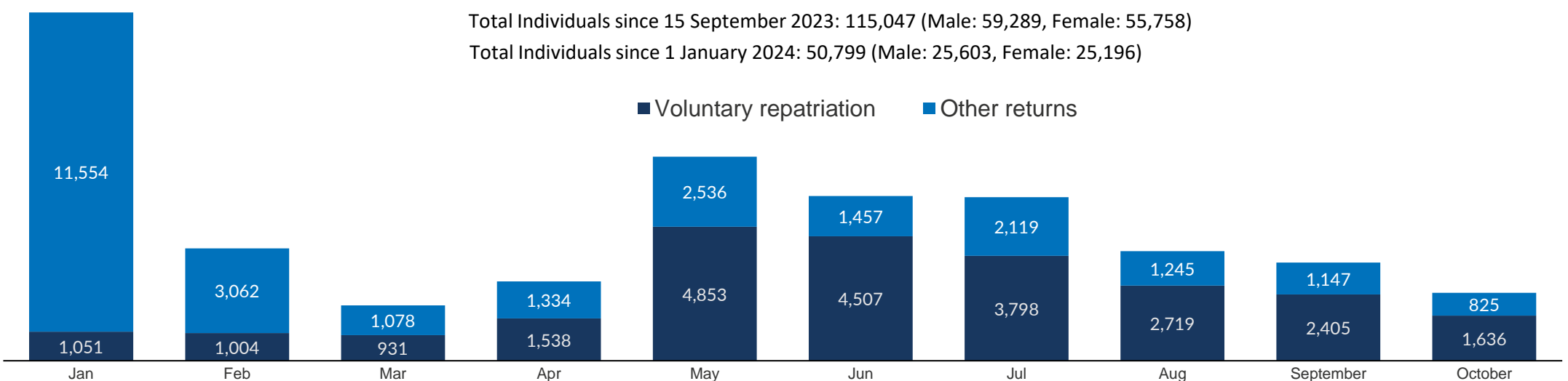
Gender breakdown of returnees by return category

Return category	Male	Female	Total
VRF (PoR cardholders)	188	230	418
VRF (Amaesh cardholders)	18	19	37
VRF (Other country)	2	-	2
POR cardholders (incl. family members with or without other documents)	70	72	142
Slip holders	46	60	106
Undocumented member of VRF family	16	29	45
Asylum seeker certificate holder	-	-	0
Protection referral	-	-	0
Grand total	340	410	750

Age and gender breakdown of returnees



Year-to-date Return Trends



Return category by country of return

Return category	Pakistan	Iran	Other countries	Total
VRF (PoR , Amaesh cardholders and other)	418	37	2	457
POR cardholders (incl. family members with or without other documents)	142	-	-	142
Slip holders	106	-	-	106
Undocumented member of VRF family	45	-	-	45
Asylum seeker certificate holder	-	-	-	-
Protection referral	-	-	-	-
Grand Total	711	37	2	750

Map of intended district of return and crossing borders
