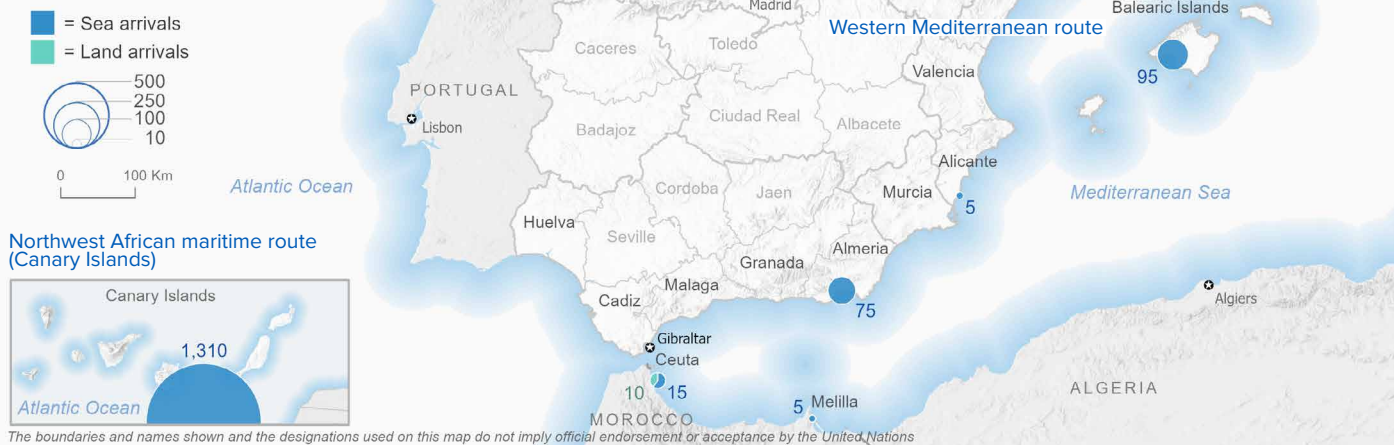


SPAIN Weekly snapshot - Week 42 (14 - 20 Oct 2024)

The charts below are based on figures from the Ministry of Interior and UNHCR estimates. All figures are provisional and subject to change

Refugees & migrants: sea and land arrivals in week 42¹



Arrivals in Spain

46,403
 Arrivals as of 20 Oct 2024²
+21%
 Dif. 2023

46,043
 Sea Arrivals²
 Dif. 2023: +21%

360
 Land Arrivals²
 Dif. 2023: -15%

1,513
 Arrivals Week 42¹
 Dif. last week: -2%
 Dif. 2023: -62%

Western Mediterranean

12,649
 Arrivals as of 20 Oct 2024²
-4%
 Dif. 2023

12,289
 Sea Arrivals²
 Dif. 2023: -4%

360
 Land Arrivals²
 Dif. 2023: -15%

203
 Arrivals Week 42¹
 Dif. last week: -48%
 Dif. 2023: -59%

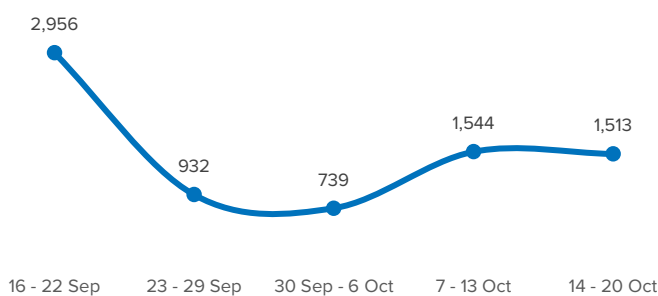
Northwest African maritime (Canary Islands)

33,754
 Arrivals as of 20 Oct 2024²
+34%
 Dif. 2023

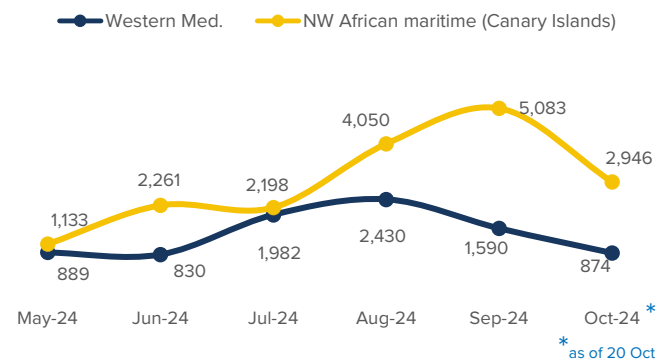
33,754
 Sea Arrivals²
 Dif. 2023: +34%

1,310
 Arrivals Week 42¹
 Dif. last week: +14%
 Dif. 2023: -63%

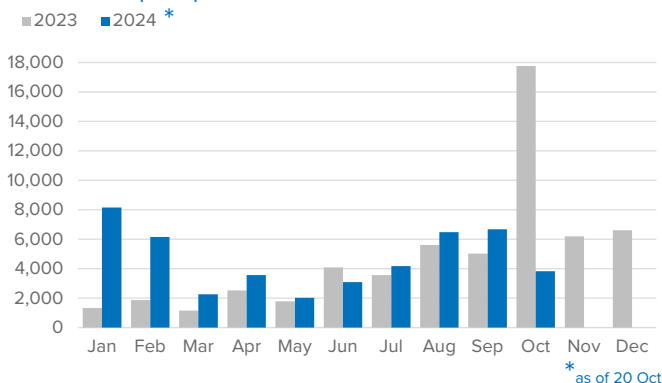
Arrivals in Spain during the last five weeks¹



Arrivals in Spain by route during the last six months²



Arrivals in Spain per month²



Arrivals in Spain per year²

