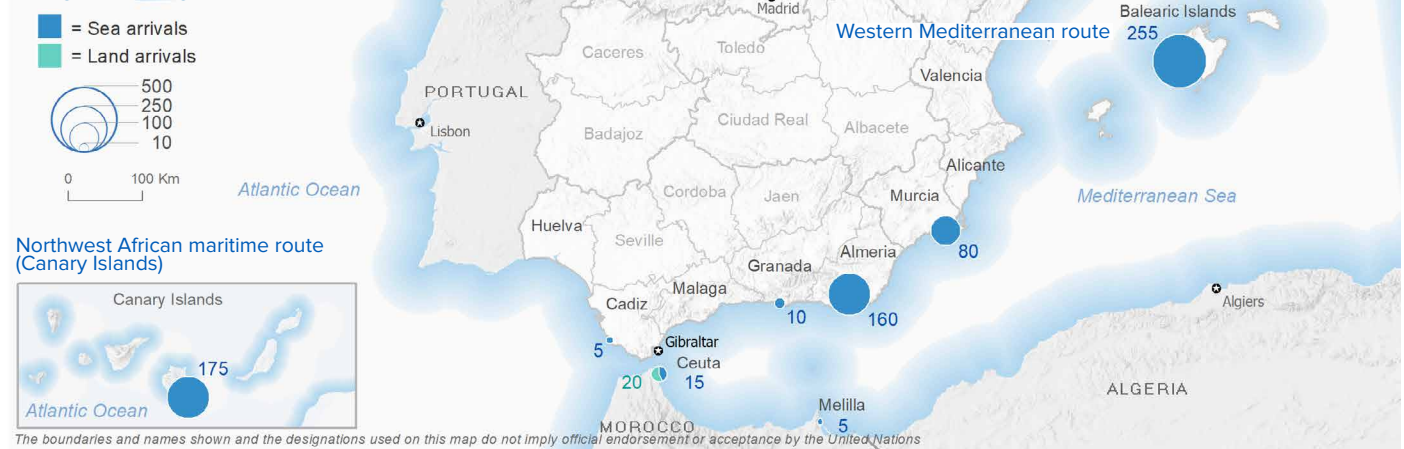


SPAIN Weekly snapshot - Week 43 (21 - 27 Oct 2024)

The charts below are based on figures from the Ministry of Interior and UNHCR estimates. All figures are provisional and subject to change

Refugees & migrants: sea and land arrivals in week 43¹



Arrivals in Spain

47,122
 Arrivals as of 27 Oct 2024²
+11%
 Dif. 2023

46,741
 Sea Arrivals²
 Dif. 2023: **+11%**

381
 Land Arrivals²
 Dif. 2023: **-12%**

719
 Arrivals Week 43¹
 Dif. last week: **-52%**
 Dif. 2023: **-82%**

Western Mediterranean

13,194
 Arrivals as of 27 Oct 2024²
-3%
 Dif. 2023

12,813
 Sea Arrivals²
 Dif. 2023: **-3%**

381
 Land Arrivals²
 Dif. 2023: **-12%**

545
 Arrivals Week 43¹
 Dif. last week: **+168%**
 Dif. 2023: **+11%**

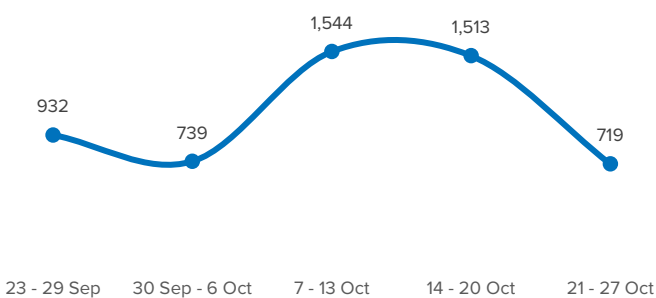
Northwest African maritime (Canary Islands)

33,928
 Arrivals as of 27 Oct 2024²
+18%
 Dif. 2023

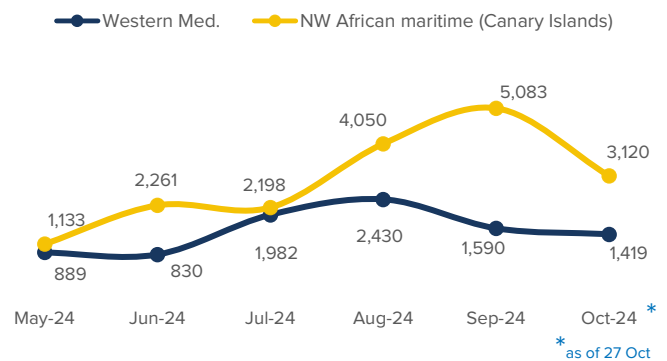
33,928
 Sea Arrivals²
 Dif. 2023: **+18%**

174
 Arrivals Week 43¹
 Dif. last week: **-87%**
 Dif. 2023: **-95%**

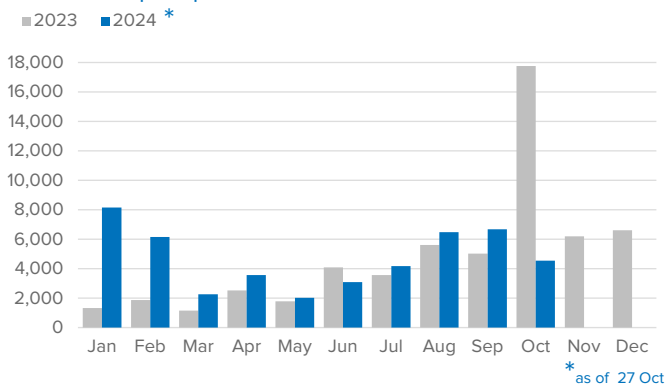
Arrivals in Spain during the last five weeks¹



Arrivals in Spain by route during the last six months²



Arrivals in Spain per month²



Arrivals in Spain per year²

