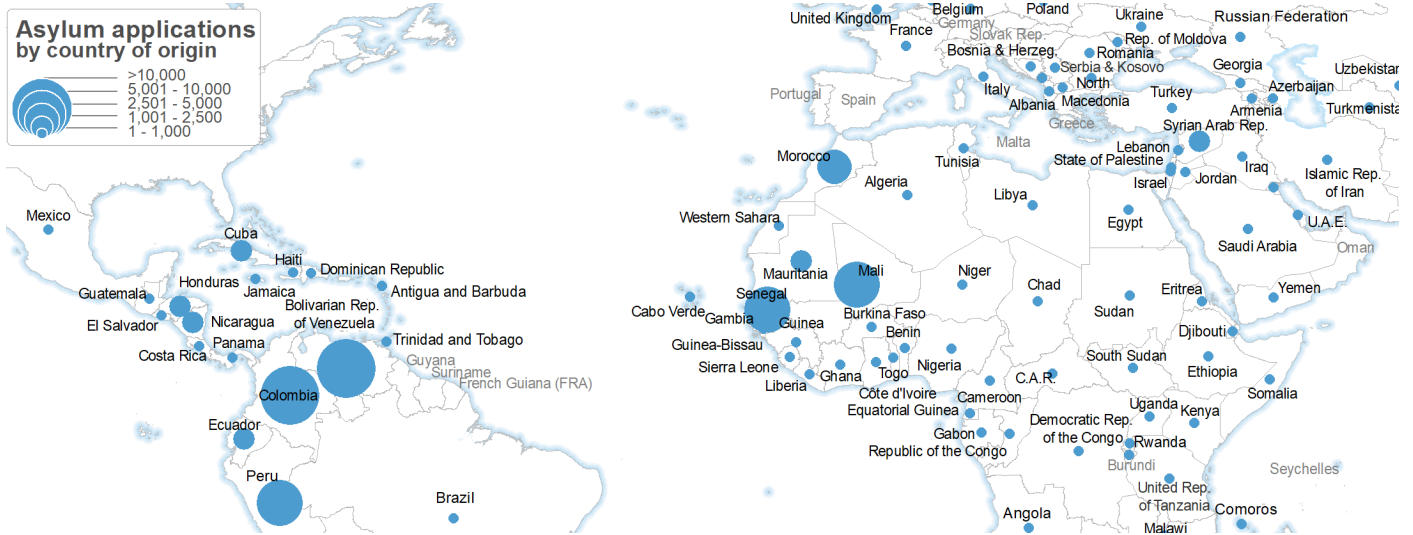


SPAIN ASYLUM APPLICATIONS

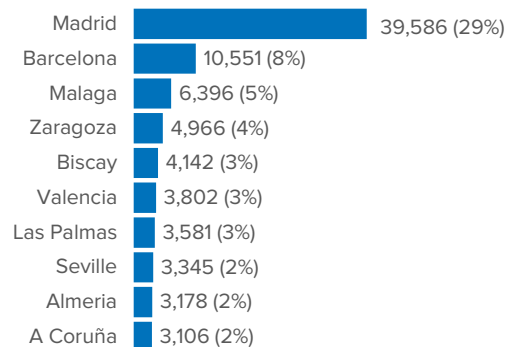
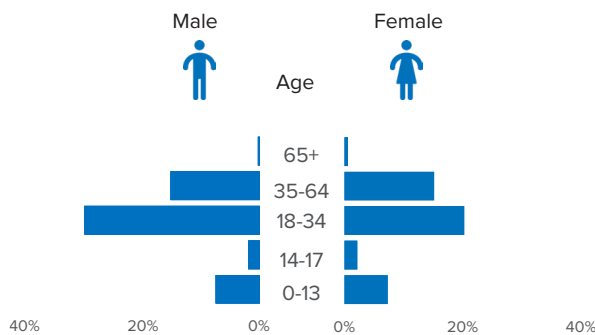
1 Jan - 31 Oct 2024



140,652 New asylum app. until 31 Oct 2024 ↑12% Dif. 2023 14% Recognition rate 51% Protection rate¹ **272,035** Total Pending app.² Dif. 2023 ↑58%

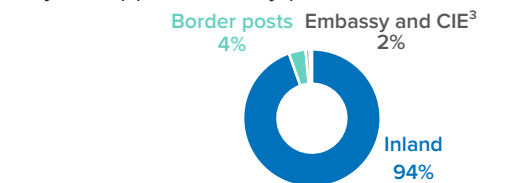
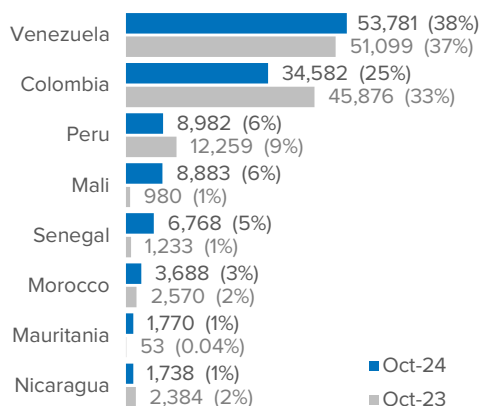
Percentage of asylum applications by gender and age²

Main provinces of asylum applications



Most common nationalities of asylum applicants

Asylum applications by place of submission



Asylum applications per month

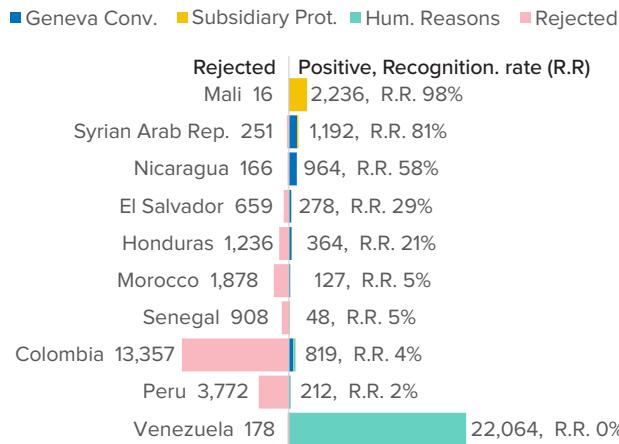


Source: Unless otherwise indicated, provisional figures by the Asylum and Refugee Office, Ministry of Interior, Spain.

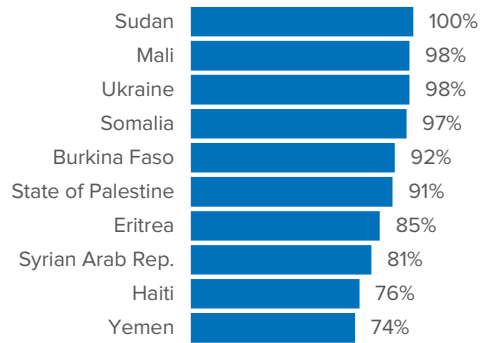
¹Protection rate: Refugee status, subsidiary protection, and humanitarian reasons.

²Eurostat as of Sep 2024 (latest available data at the time of publishing). ³CIE: Removal detention centre.

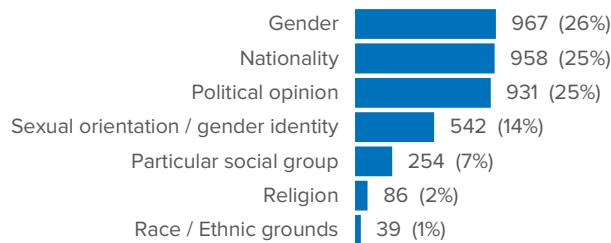
Eligibility Commission proposals⁴: 61,083



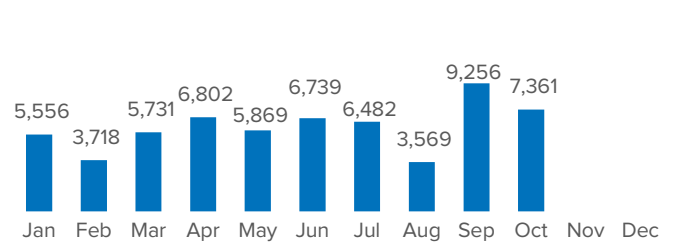
Countries with highest recognition rate⁵



Recognition of Geneva Conv. Status by protection category⁴



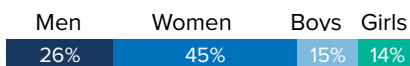
Eligibility Commission proposals per month⁴



SPAIN TEMPORARY PROTECTION

226,222

Temporary Protection applications
11 Mar 2022 - 31 Oct 2024

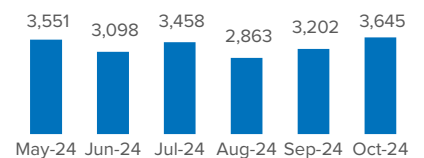


3,645

Temporary Protection applications
1 - 31 Oct 2024



Applications (last six months)



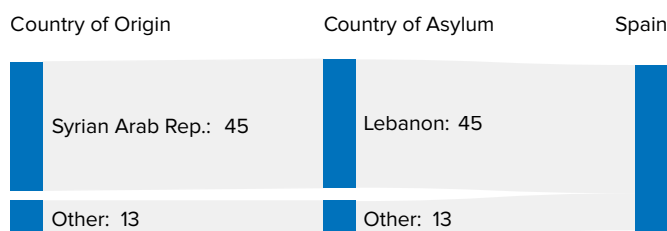
SPAIN RESETTLEMENT 2024⁶

1 Jan - 31 Oct 2024

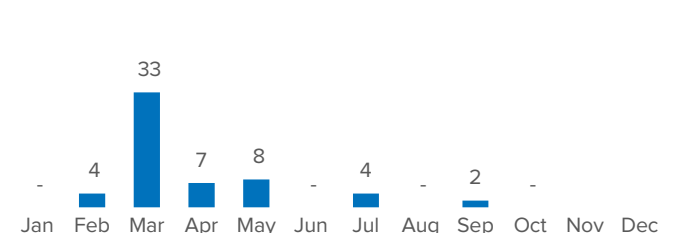
58 Refugees resettled in Spain⁶



Refugees resettled in Spain by country of origin and country of asylum



Refugees resettled in Spain per month



⁴Proposals by the Interministerial Eligibility Commission recommended to the Minister of Interior.

⁵Only shows countries with at least 17 total proposals.

⁶More information on resettlement: [UNHCR Resettlement Data Finder](#).