

**Key figures**



**134,658**  
Total forcibly displaced people



**3,291**  
new arrivals since January 2024

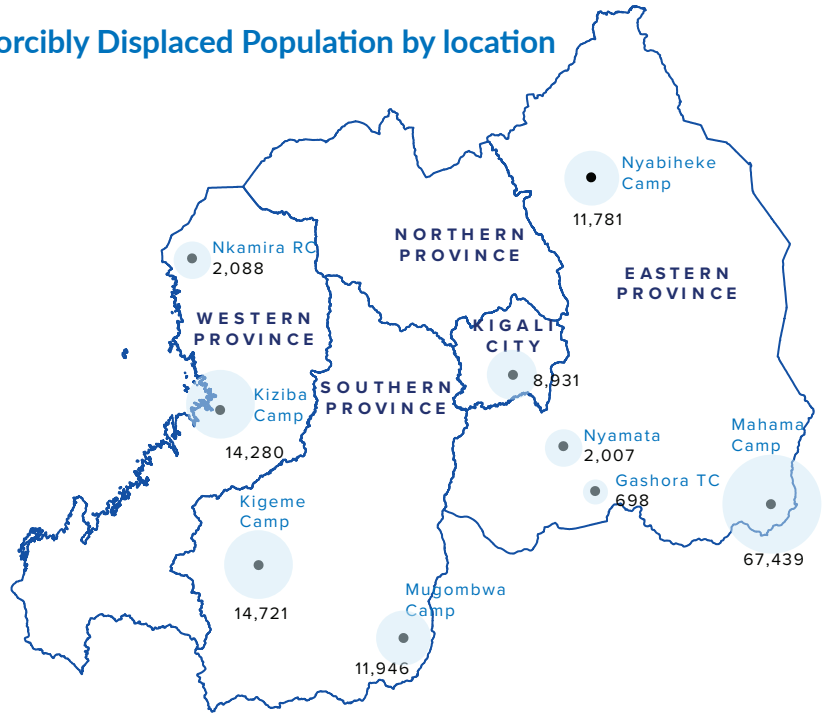


**5,793**  
total individuals registered since January 2024



**14**  
Organizations

**Forcibly Displaced Population by location**



**PROTECTION**



**5,120**  
people identified in need of assistance receiving psychosocial support



**1,031**  
People with disabilities who receive services for their specific needs



**6,002**  
refugees and asylum-seekers receiving legal assistance



**95**  
refugees who voluntarily returned in safety and dignity to their country of origin



**5,157** refugees submitted for resettlement

**CHILD PROTECTION**



**39,968**  
individuals trained on child rights and child protection prevention and response, including mainstreaming



**897**  
children at high risk, including unaccompanied and separated children (UASC), with Best Interest Procedures (BIP) undertaken



**17,870**  
adolescents participating in child protection related programmes

**GENDER BASED VIOLENCE**



**4,474**  
of people who benefitted from specialized GBV programmes



**23**  
trained participants (partner workforce and government authorities) who increased their GBV knowledge and skills on prevention and response



**14,514**  
women and girls who participate in targeted empowerment activities as part of GBV prevention programs

**EDUCATION**




**91%**  
Proportion of refugee children (3-17 years) who are enrolled in school (gross enrollment)


**FOOD SECURITY**



**xxx**  
persons receiving food assistance (in-kind or cash assistance)


## WATER, SANITATION AND HYGIENE

 **22.4** average litres of potable water available per person per day


 **20** refugees per latrine stance in camps

## PUBLIC HEALTH AND NUTRITION


 **211,818**  
 consultations provided for health care services

 **225**  
 children aged 9 months to 5 years who have received a measles containing vaccine

 **1,526**  
 children 0-59 months with acute malnutrition (SAM and MAM) admitted for treatment

 **2,659**  
 pregnant and lactating women admitted in Blanket Supplementary Feeding Programme (BSFP)

## LIVELIHOODS AND SOCIO-ECONOMIC INCLUSION

 **2,362**  
 refugees and host communities who received cash grants to start up or improve their income generating activities


 **34,738**  
 refugees and host communities provided with entrepreneurship/business training

 **6,927**  
 refugees and host communities provided with vocational skills/apprenticeship/on-the-job-training


## SHELTER AND NON FOOD ITEMS

 **1,233** refugee shelters rehabilitated or repaired  
 **430** refugee shelters constructed

 **8,613** people who received non-food items (in kind and cash assistance)

 **39,124** individuals receiving assistance to cover energy supply (including for cooking purposes)

**2,102** families purchase solar-home systems

 **29,438** of tree seedlings planted

## OPERATIONAL PRESENCE

Partners	Water	Sanitation	Shelter	NFI	Food	Health	Education	Income	Energy	Environment
ADRA										
AHA										
ALIGHT										
CARITAS RWANDA										
IMPACT HOPE										
INDEGO AFRICA										
INKOMOKO										
MONDIANT INITIATIVE										
PLAN INTERNATIONAL										
PRISON FELLOWSHIP										
SAVE THE CHILDREN										
UNHCR										
WFP										
WORLD VISION										