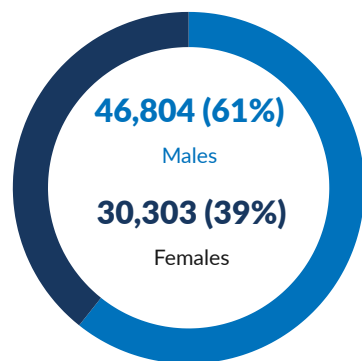


Legal Status: Urban or DC:

Gender: Mantika:



15,851 (21%)
Boys

30,020 (39%)
Men

20,349 (26%)
Single Males

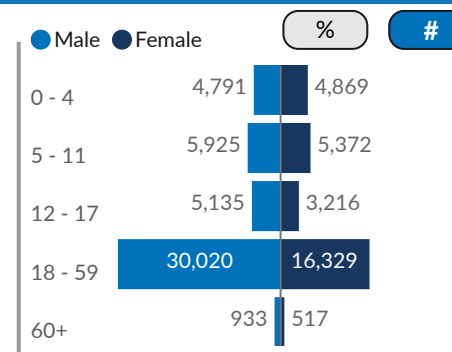
933 (1%)
Elderly Men (60+)

13,457 (17%)
Girls

16,329 (21%)
Women

2,193 (3%)
Single Females

517 (1%)
Elderly Women (60+)



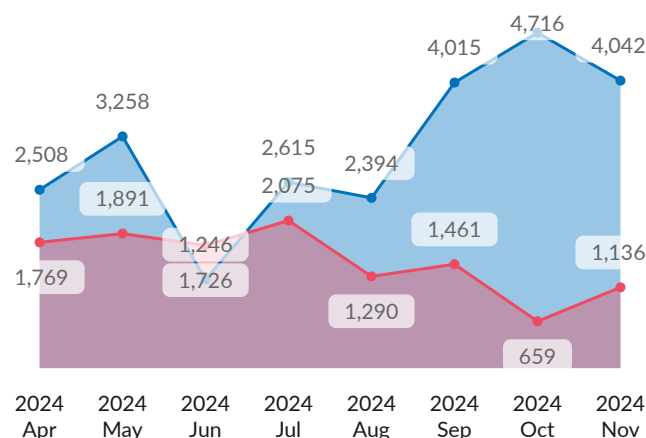
Place of Residence

Mantika	# of Individuals	% of Individuals
Tripoli	35,746	46.36%
Aljfara	18,343	23.79%
Misrata	5,542	7.19%
Unknown	4,381	5.68%
Azzawya	4,210	5.46%
Almargeb	2,569	3.33%
Zwara	2,063	2.68%
Benghazi	1,654	2.15%
Al Jabal Al Gharbi	664	0.86%
Ejdabia	294	0.38%
Al Jabal Al Akhdar	292	0.38%
Sebha	280	0.36%
Tobruk	220	0.29%
Almarj	156	0.20%
Sirt	155	0.20%
Wadi Ashshati	136	0.18%
Nalut	132	0.17%
Murzuq	75	0.10%
Derna	71	0.09%
Aljufra	49	0.06%
Alkufra	42	0.05%
Ubari	33	0.04%

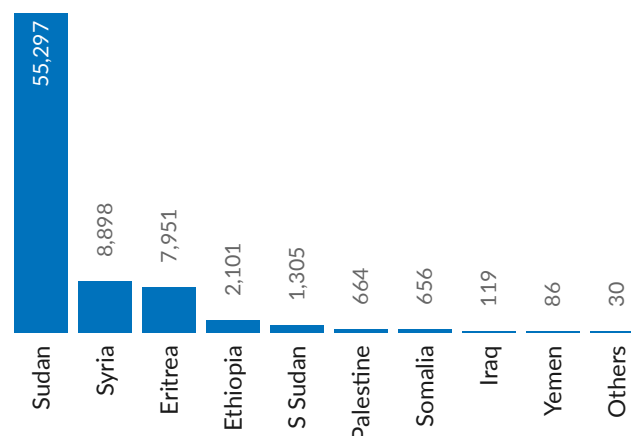
New Registration / Closure

● New Registration ● Closure

Refugee Trends

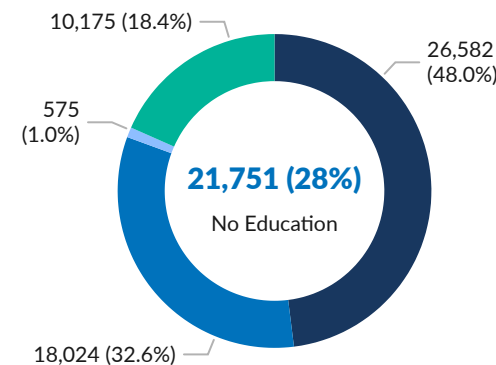


Nationality



Education level in the country of origin

● High School ● Primary ● Technical ● University

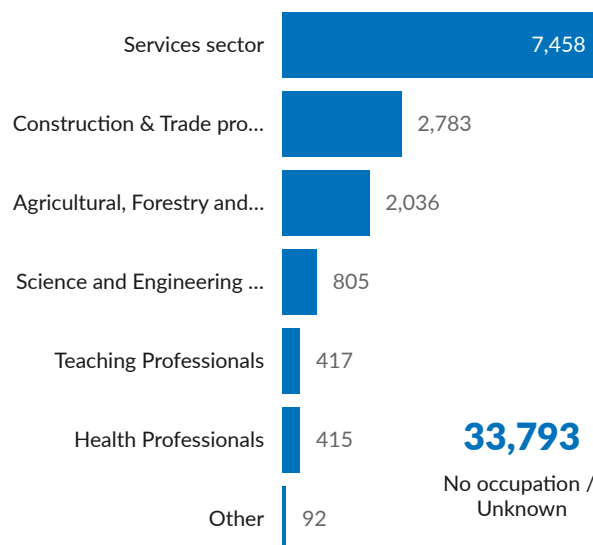


Specific Needs Categories

Categories	Individuals	% Value
Child at risk	10,187	12.25%
Disability	1,273	1.53%
Family unity	1,222	1.47%
Older person at risk	362	0.44%
Serious medical condition	8,536	10.26%
SGBV	2,064	2.48%
Single parent	1,887	2.27%
Specific legal and physical protection needs	49,618	59.65%
Torture	1,602	1.93%
Unaccompanied or separated child	2,050	2.46%
Woman at risk	4,375	5.26%

* Specific needs categories can only be filtered by Nationality

Occupation in the country of origin



* data contains only adult population

Map Flow

