UGANDA- POPULATION DASHBOARD

ANNEX IV - SETTLEMENT PROFILES 30-Nov-2024

Adjumani

Total Population	Total Refugees
227,983	227,975
Total Households	**Total Asylum-Seekers**
29,697	8

Women and Children
83 %
189,990

Female
53 %
121,879

Elderly
3 %
7,031

Youth 15-24
27 %
61,683

New Registration by Month

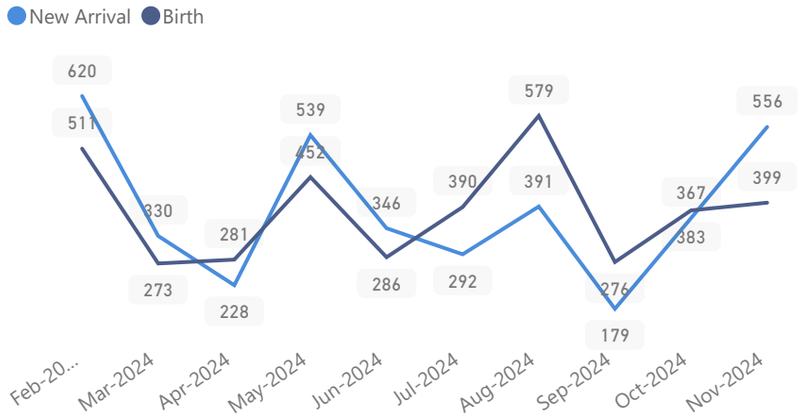

Top Zones

Zone	HHs	Individuals
Nyumanzi	4,960	47,182
Pagrinya	6,050	37,870
Ayilo I	2,957	28,111
Maaji II	2,591	18,532
Ayilo II	2,008	15,392
Maaji III	2,299	14,971
Boroli I	1,312	9,644
Mirieyi	1,030	9,118
Alere	853	7,826
Agojo	1,502	7,482
Baratuku	808	6,569
Mungula I	671	5,619
Olua I	610	5,332

Country of Origin	Total
South Sudan	227,618
Sudan	309
DR Congo	44
Eritrea	5

Occupation - Top

18% Have occupation

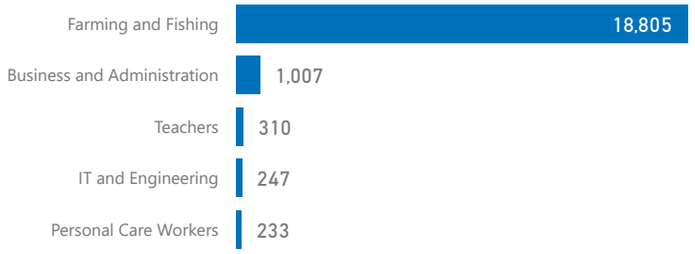

* Age is between 18 - 59 years for Occupation

Age & Gender Breakdown

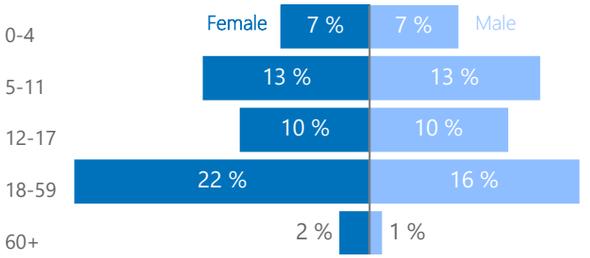

Specific Needs - Top 7

18,383 12,754

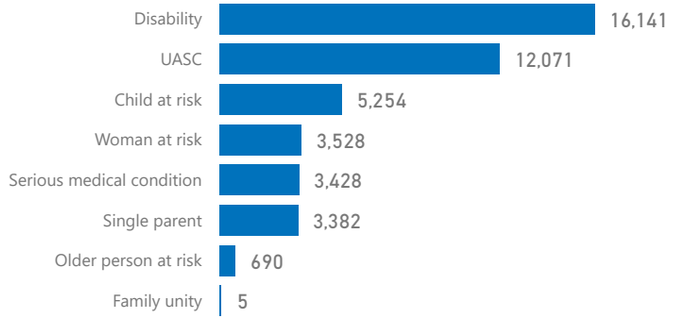

Assistance Status

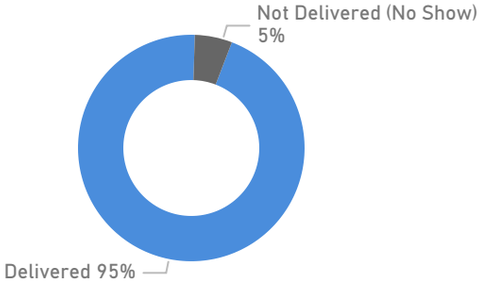

UGANDA- POPULATION DASHBOARD

ANNEX IV - SETTLEMENT PROFILES 30-Nov-2024

Bidibidi

Total Population	Total Refugees
203,820	203,817
Total Households	Total Asylum-Seekers
36,590	3

Women and Children
83 %
168,952

Female
52 %
106,886

Elderly
3 %
5,584

Youth 15-24
27 %
54,276

Top Zones

Zone	HHs	Individuals
Zone 3	9,294	48,351
Zone 2	7,532	46,136
Zone 5	8,123	42,577
Zone 1	6,249	37,680
Zone 4	5,388	29,051

Age & Gender Breakdown

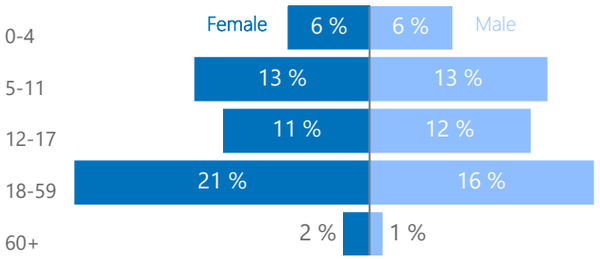

Country of Origin

Country of Origin	Total
South Sudan	203,681
Sudan	90
DR Congo	43
Ethiopia	3
Burundi	1
Congo, Republic of the	1
Rwanda	1

Specific Needs

- Top 7

6,763 3,972

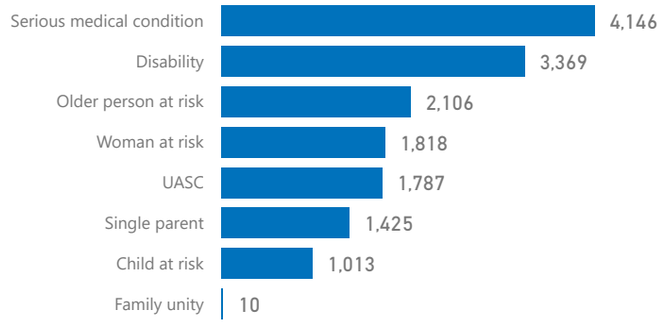

New Registration by Month

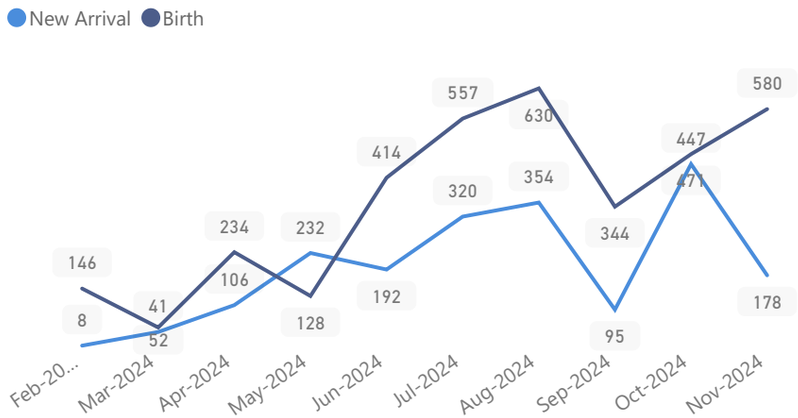

Occupation - Top

16% Have occupation

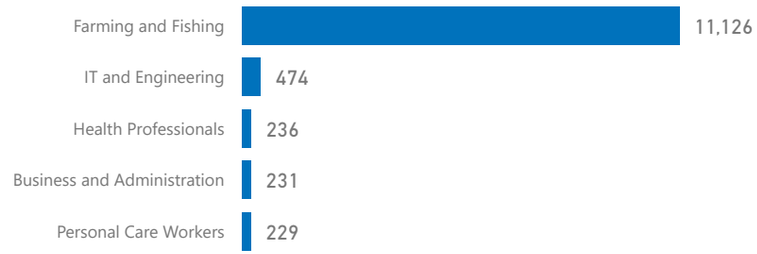

* Age is between 18 - 59 years for Occupation

Assistance Status

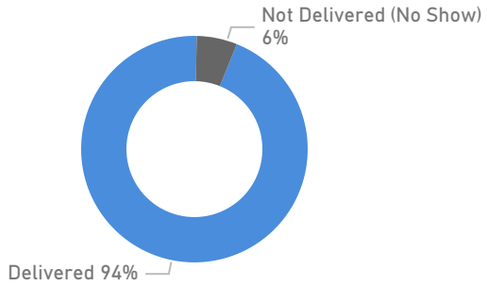

UGANDA- POPULATION DASHBOARD

ANNEX IV - SETTLEMENT PROFILES 30-Nov-2024

Imvepi

Total Population	Total Refugees
70,069	70,054
Total Households	Total Asylum-Seekers
15,694	15

Women and Children
83 %
58,140

Female
53 %
37,229

Elderly
3 %
2,019

Youth 15-24
24 %
16,877

Top Zones

Zone	HHs	Individuals
Zone I	6,499	28,903
Zone Ii	5,168	25,579
Zone Iii	3,200	13,237
Zone Iv	826	2,346

Country of Origin

Country of Origin	Total
South Sudan	66,791
DR Congo	3,085
Sudan	190
Ethiopia	1
Rwanda	1
United Republic of Tanzania	1

Age & Gender Breakdown

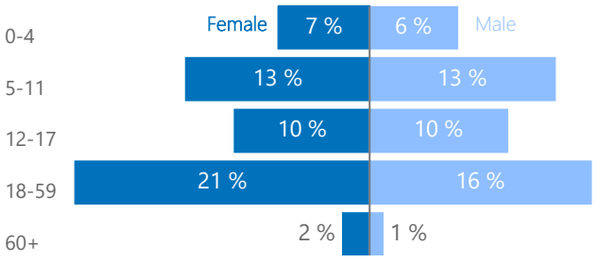

Specific Needs - Top 7

5,329 3,381

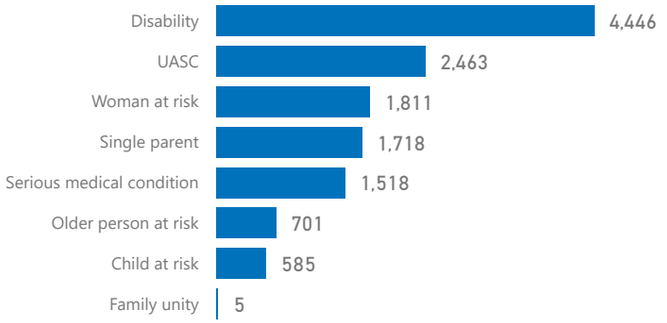

New Registration by Month

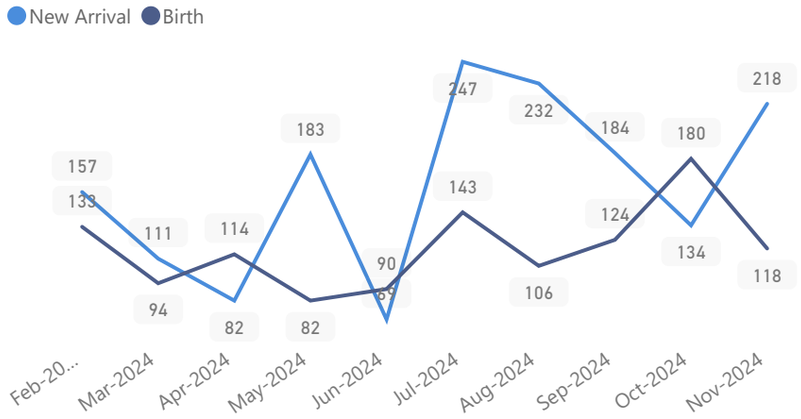

Occupation - Top

21% Have occupation

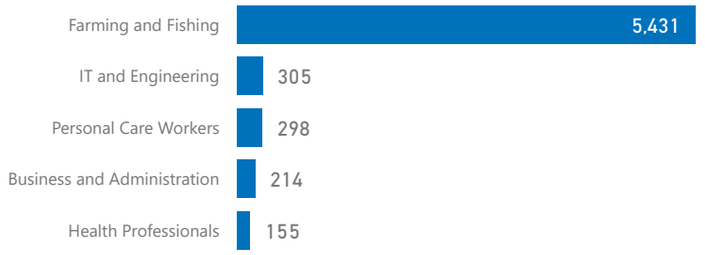

* Age is between 18 - 59 years for Occupation

Assistance Status

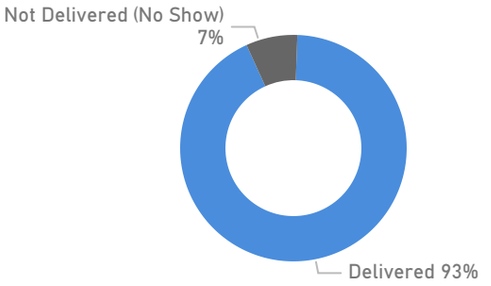

UGANDA- POPULATION DASHBOARD

ANNEX IV - SETTLEMENT PROFILES 30-Nov-2024

Kampala

Total Population	Total Refugees
157,983	120,889
Total Households	Total Asylum-Seekers
96,280	37,094

Women and Children
60 %
94,817

Female
46 %
71,944

Elderly
1 %
2,195

Youth 15-24
24 %
37,887

Top Zones

Zone	HHs	Individuals
Makindye Division	47,096	77,423
Kampala Central	28,568	39,326
Rubaga Division	16,161	30,674
Kawempe Division	2,779	5,352
Nakawa	1,106	3,050

Age & Gender Breakdown

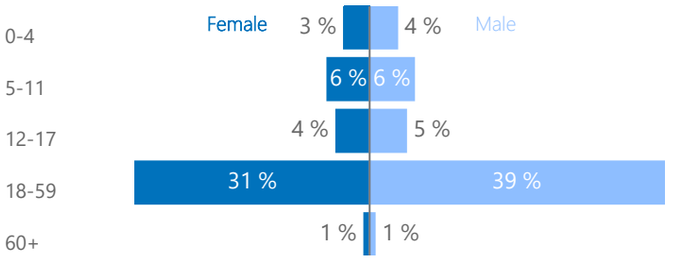

Country of Origin

Country of Origin	Total
Eritrea	57,354
Somalia	39,362
DR Congo	26,360
Ethiopia	13,270
Sudan	9,814
Burundi	4,910

Specific Needs

- Top 7

1,154 941

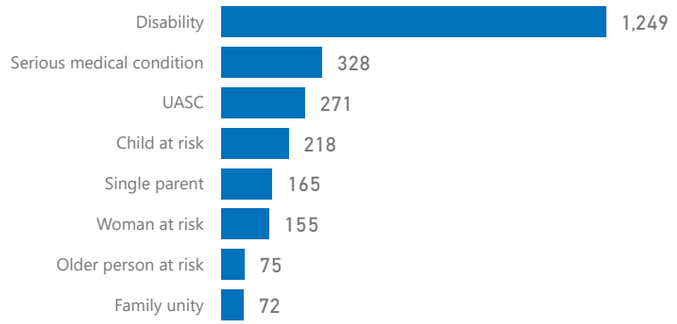

New Registration by Month

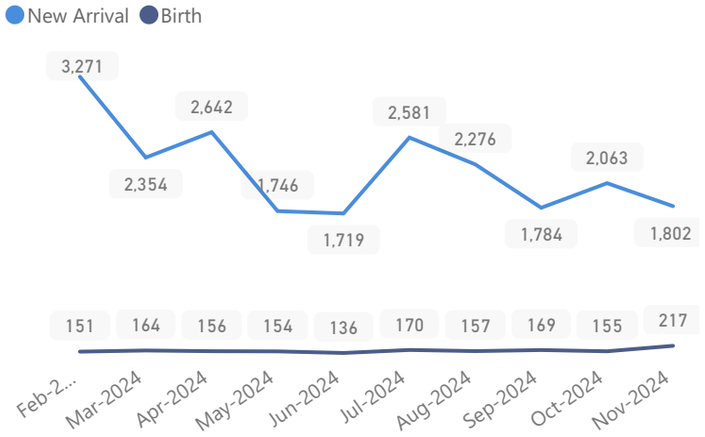

Occupation - Top

5% Have occupation

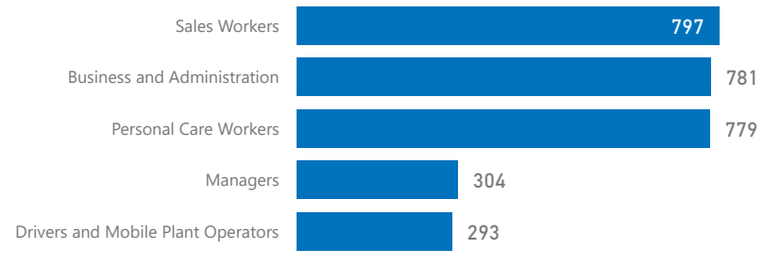

* Age is between 18 - 59 years for Occupation

Assistance Status

UGANDA- POPULATION DASHBOARD

ANNEX IV - SETTLEMENT PROFILES 30-Nov-2024

Kiryandongo

Total Population	Total Refugees
134,683	134,617
Total Households	**Total Asylum-Seekers**
33,657	66

Women and Children
78 %
104,387

Female
51 %
69,148

Elderly
3 %
4,095

Youth 15-24
28 %
37,909

Top Zones

Zone	HHs	Individuals
Ranch 1	20,701	75,333
Ranch 37	12,850	58,761

Country of Origin

Country of Origin	Total
South Sudan	83,857
Sudan	50,162
DR Congo	381
Kenya	191
Burundi	43
Rwanda	23

Age & Gender Breakdown

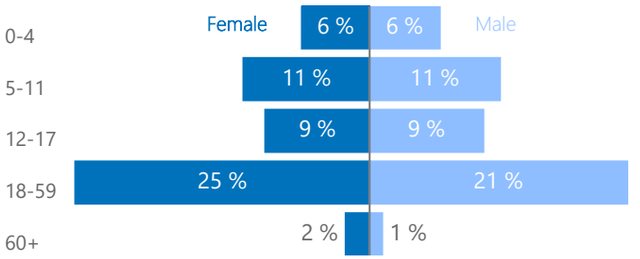

Specific Needs - Top 7

6,877 4,795

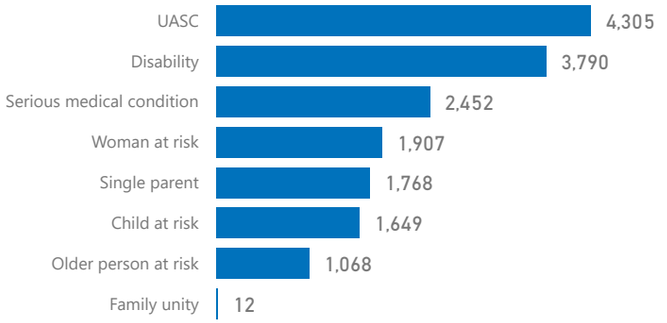

New Registration by Month

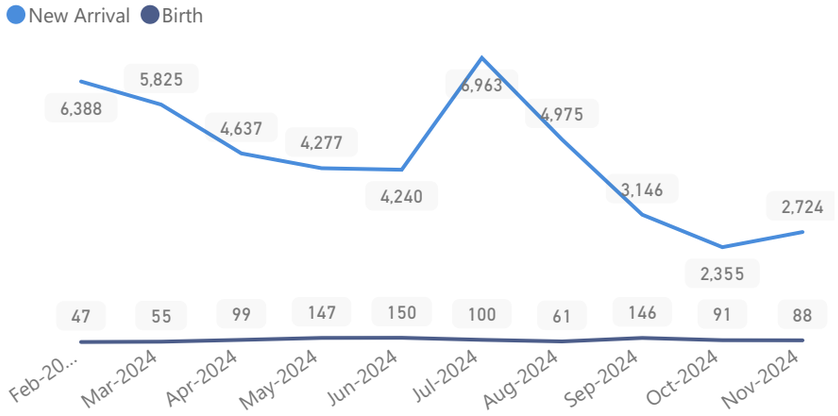

Occupation - Top

10% Have occupation

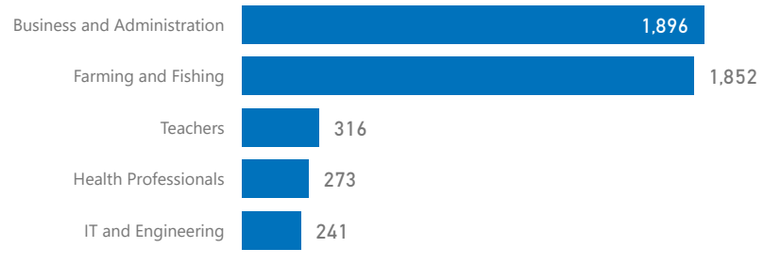

* Age is between 18 - 59 years for Occupation

Assistance Status

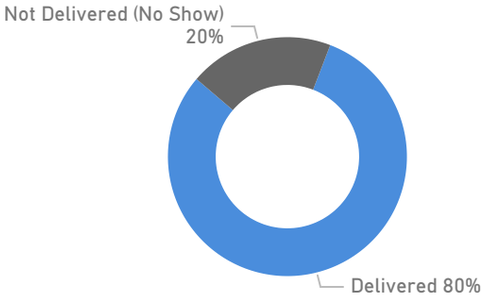

UGANDA- POPULATION DASHBOARD

ANNEX IV - SETTLEMENT PROFILES 30-Nov-2024

Kyaka II

Total Population	Total Refugees
132,417	128,110
Total Households	Total Asylum-Seekers
34,885	4,307

Women and Children
80 %
105,670

Female
51 %
67,558

Elderly
3 %
3,530

Youth 15-24
20 %
26,610

New Registration by Month

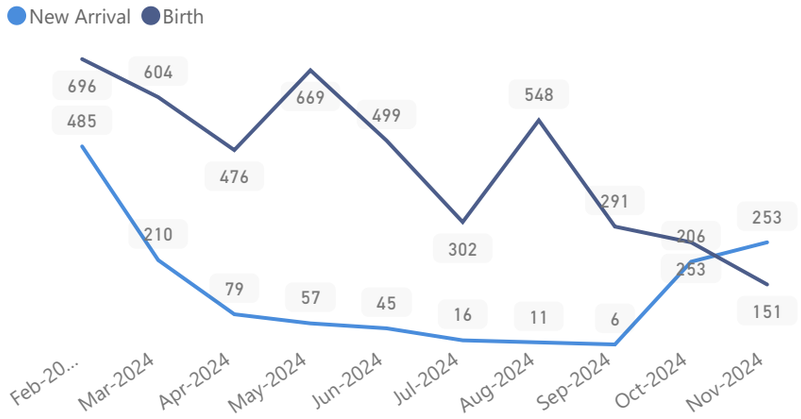

Top Zones

Zone	HHs	Individuals
Sweswe	6,589	23,715
Byabakora	5,629	22,167
Bwiriza	5,887	21,638
Mukondo	4,711	18,548
Itambabiniga	4,632	17,143

Country of Origin	Total
DR Congo	124,656
Rwanda	4,165
Burundi	3,491
South Sudan	51
Congo, Republic of the	14
Kenya	13

Occupation - Top

20% Have occupation



* Age is between 18 - 59 years for Occupation

Age & Gender Breakdown

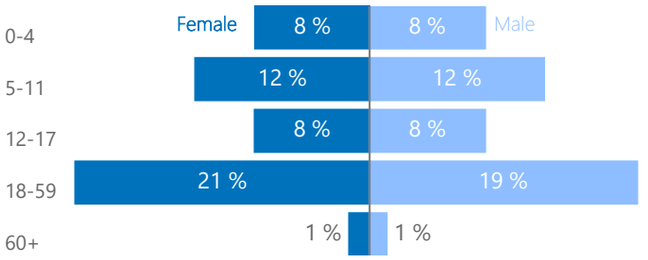

Specific Needs - Top 7

17,624 11,442

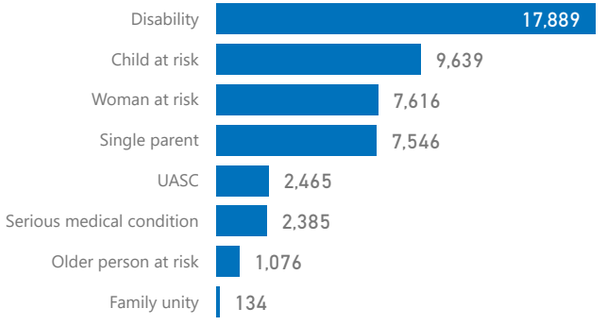

Assistance Status

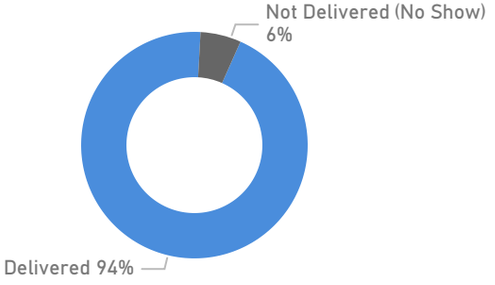

UGANDA- POPULATION DASHBOARD

ANNEX IV - SETTLEMENT PROFILES 30-Nov-2024

Kyangwali

Total Population	Total Refugees
144,400	144,211
Total Households	Total Asylum-Seekers
43,008	189

Women and Children
82 %
118,038

Female
53 %
76,544

Elderly
3 %
4,866

Youth 15-24
18 %
26,680

New Registration by Month

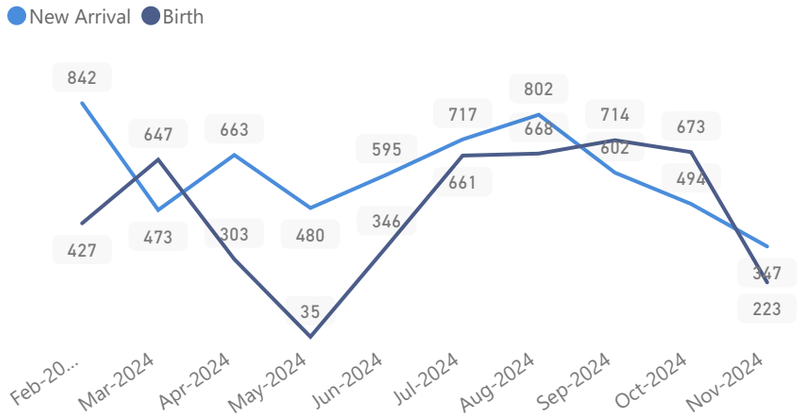

Top Zones

Zone	HHs	Individuals
Kyebitaka	2,637	11,160
Mombasa	1,988	7,667
Mukunyu A	2,784	7,657
Kentomi	2,374	7,294
KARUHINDA	2,231	7,205
WAIBUGA	2,181	7,166
Kagoma	2,004	7,155
BUKINDA	3,206	7,132
MALUMBA	1,927	6,355
Nyampindu	2,000	6,160

Country of Origin	Total
DR Congo	139,967
South Sudan	3,664
Rwanda	619
Burundi	128
Kenya	11
Somalia	5

Occupation - Top

39% Have occupation

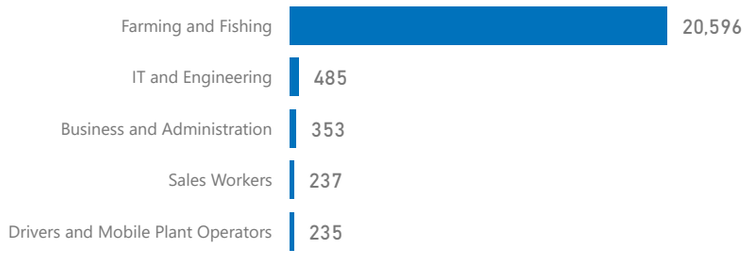

* Age is between 18 - 59 years for Occupation

Age & Gender Breakdown

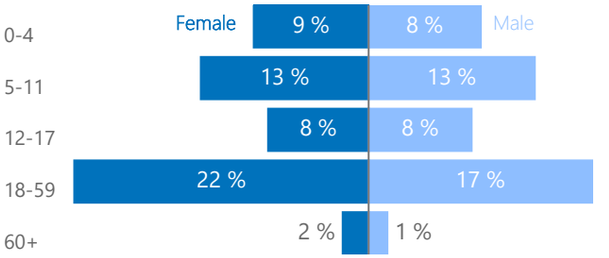

Specific Needs - Top 7

19,521 9,257

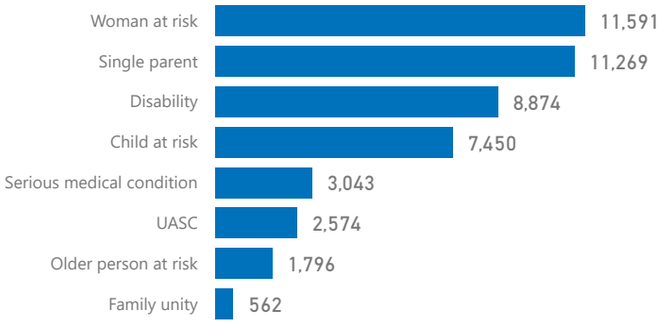

Assistance Status

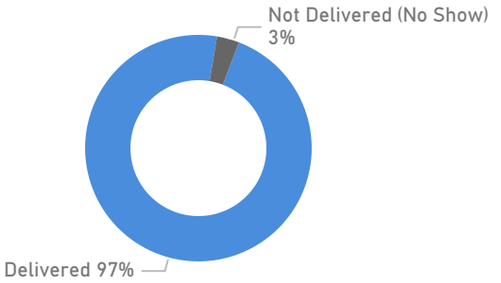

UGANDA- POPULATION DASHBOARD

ANNEX IV - SETTLEMENT PROFILES 30-Nov-2024

Lobule

Total Population	Total Refugees
6,263	6,263
Total Households	Total Asylum-Seekers
977	0

Women and Children
82 %
5,141

Elderly
3 %
196

Female
53 %
3,289

Youth 15-24
30 %
1,887

Zones

Zone	HHs	Individuals
Zone B	502	3,297
Zone A	475	2,966

Country of Origin

Country of Origin	Total
DR Congo	6,251
South Sudan	11
Somalia	1

Age & Gender Breakdown

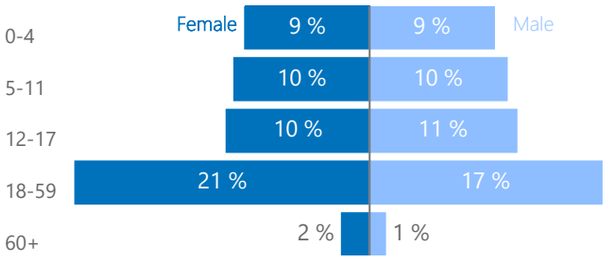

Specific Needs - Top 7

773 568

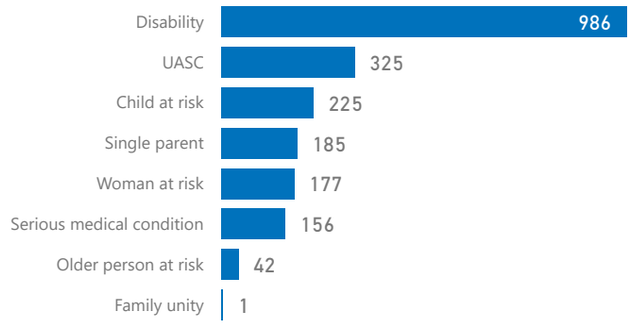

New Registration by Month

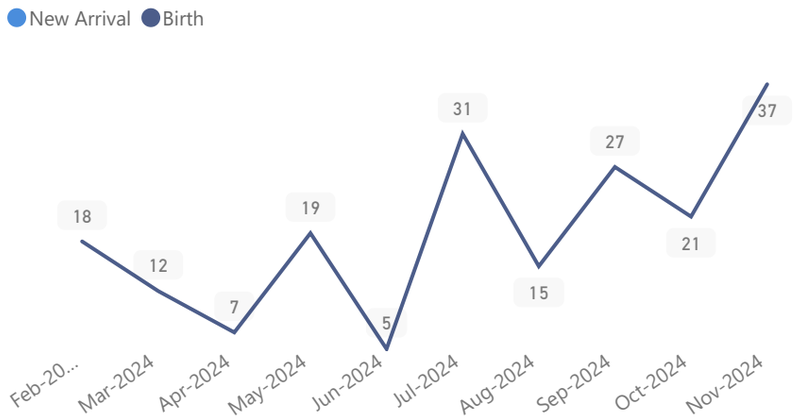

Occupation - Top

33% Have occupation

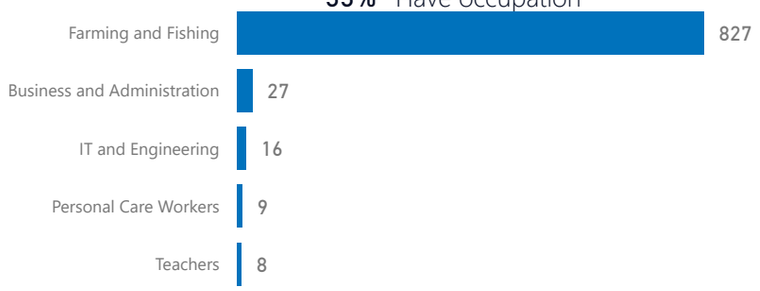

* Age is between 18 - 59 years for Occupation

Assistance Status

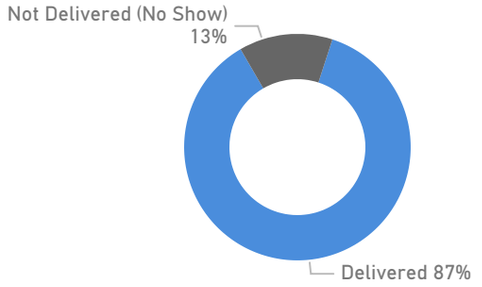

UGANDA- POPULATION DASHBOARD

ANNEX IV - SETTLEMENT PROFILES 30-Nov-2024

Nakivale

Total Population	Total Refugees
210,657	209,952
Total Households	Total Asylum-Seekers
69,113	705

Women and Children
76 %
159,647

Female
50 %
106,098

Elderly
3 %
5,814

Youth 15-24
24 %
49,672

Top Zones

Zone	HHs	Individuals
Rubondo	38,686	102,804
Base Camp	17,084	67,247
Juru	12,894	39,534

Age & Gender Breakdown

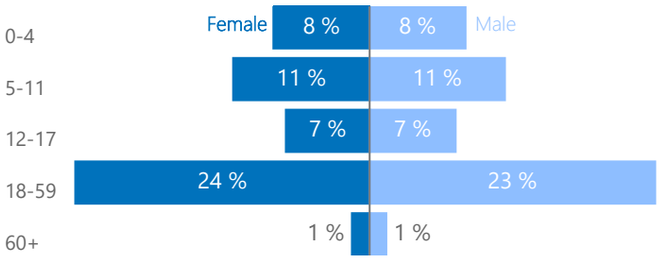

Country of Origin

Country of Origin	Total
DR Congo	148,734
Burundi	32,722
Rwanda	14,995
Somalia	11,563
Ethiopia	1,401
Eritrea	958

Specific Needs - Top 7

17,484 12,032

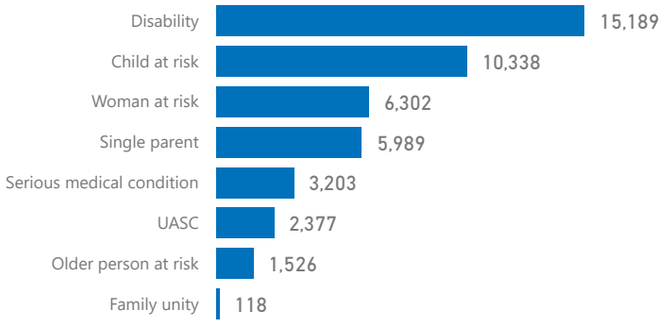

New Registration by Month

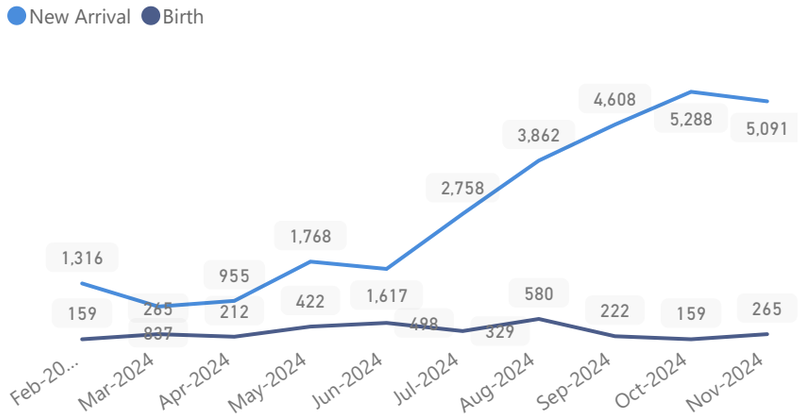

Occupation - Top

19% Have occupation

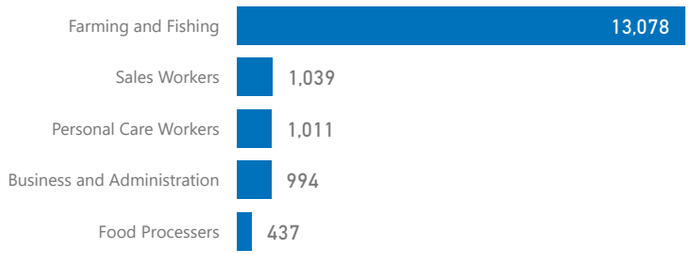

* Age is between 18 - 59 years for Occupation

Assistance Status

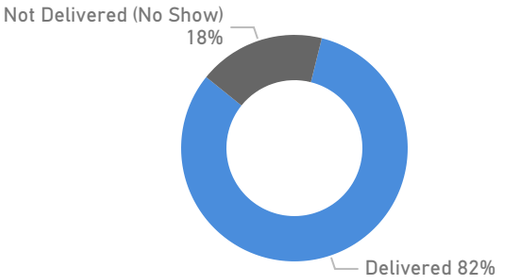

UGANDA- POPULATION DASHBOARD

ANNEX IV - SETTLEMENT PROFILES 30-Nov-2024

Oruchinga

Total Population	Total Refugees
8,058	8,058
Total Households	Total Asylum-Seekers
1,733	0

Women and Children
79 %
6,360

Elderly
3 %
276

Female
51 %
4,141

Youth 15-24
22 %
1,795

Top Zones

Zone	HHs	Individuals
Kifunjo	538	2,351
Michinga	432	2,076
Busheka	433	2,015

Country of Origin

Country of Origin	Total
DR Congo	4,194
Rwanda	2,119
Burundi	1,675
South Sudan	69
Sudan	1

Age & Gender Breakdown

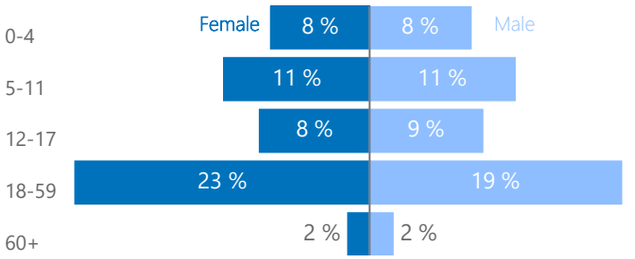

Specific Needs - Top 7

1,281 937

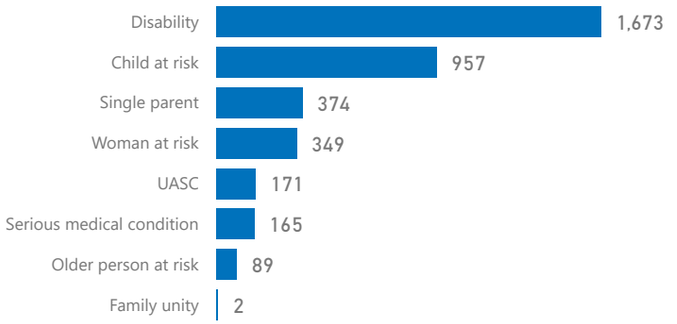

New Registration by Month

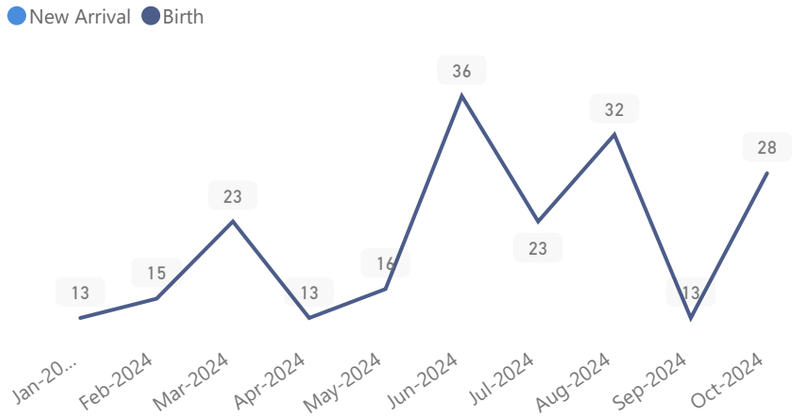

Occupation - Top

34% Have occupation

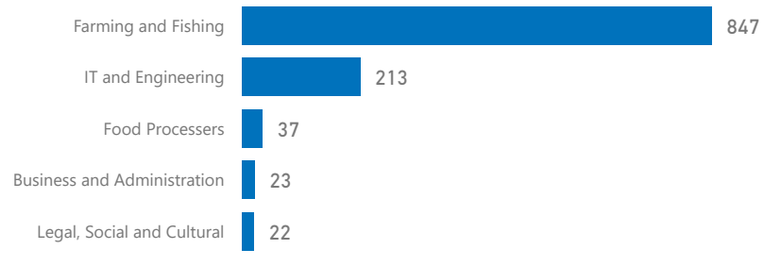

* Age is between 18 - 59 years for Occupation

Assistance Status

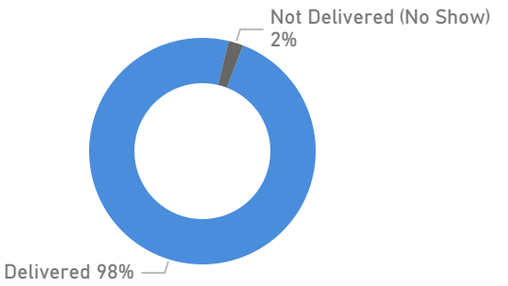

UGANDA- POPULATION DASHBOARD

ANNEX IV - SETTLEMENT PROFILES 30-Nov-2024

Palabek

Total Population	Total Refugees
85,563	85,563
Total Households	Total Asylum-Seekers
17,928	0

Women and Children
84 %
71,993

Female
50 %
42,825

Elderly
2 %
1,491

Youth 15-24
26 %
22,166

Top Zones

Zone	HHs	Individuals
Zone 6	3,949	19,796
Zone 5B	2,829	13,044
Zone 7	2,221	11,250
Zone 4	1,815	8,090
Zone 5A	1,385	7,720
Zone 8	1,597	7,349
Zone 3	1,125	5,896
Zone 9	965	4,437
Zone 2	1,064	4,040
Zone 1	968	3,903

Country of Origin

Country of Origin	Total
South Sudan	85,273
Sudan	243
DR Congo	47

Age & Gender Breakdown

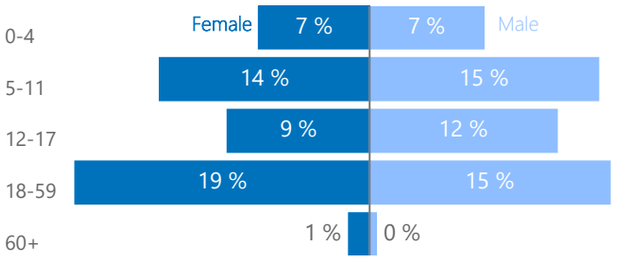

Specific Needs - Top 7

3,944 2,503

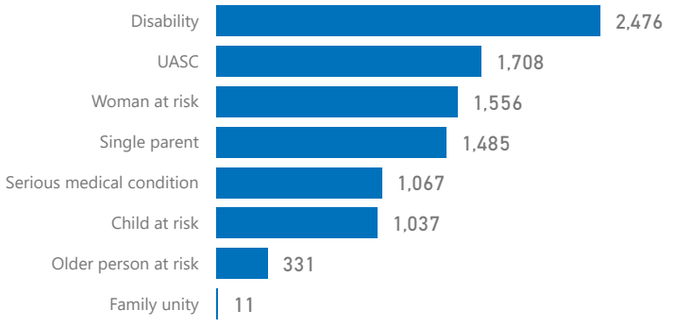

New Registration by Month

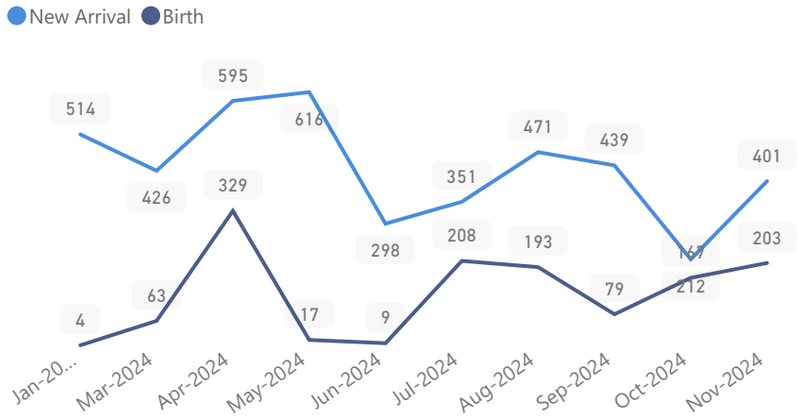

Occupation - Top

17% Have occupation



* Age is between 18 - 59 years for Occupation

Assistance Status

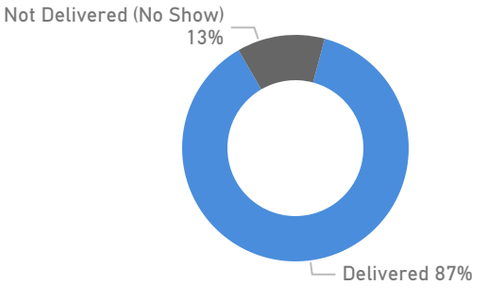

UGANDA- POPULATION DASHBOARD

ANNEX IV - SETTLEMENT PROFILES 30-Nov-2024

Palorinya

Total Population	Total Refugees
136,398	136,396
Total Households	Total Asylum-Seekers
27,714	2

Women and Children
80 %
108,636

Female
53 %
71,723

Elderly
4 %
5,433

Youth 15-24
26 %
35,546

Top Zones

Zone	HHs	Individuals
Morobi	8,900	44,155
Dongo West	5,182	25,250
Chinyi	4,365	20,038
Basecamp Ibakwe	2,745	15,321
Dongo East	2,842	14,009
Belemaling	2,104	10,520
Budri	1,571	7,100

Age & Gender Breakdown

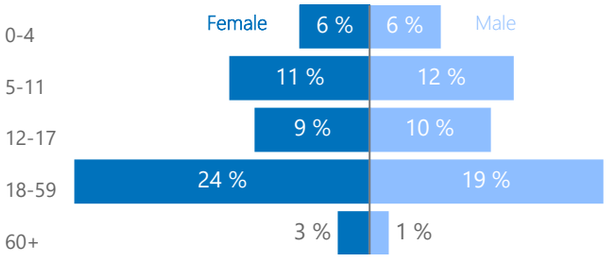

Country of Origin

Country of Origin	Total
South Sudan	136,305
DR Congo	51
Sudan	41
Congo, Republic of the	1

Specific Needs - Top 7

10,473 6,038

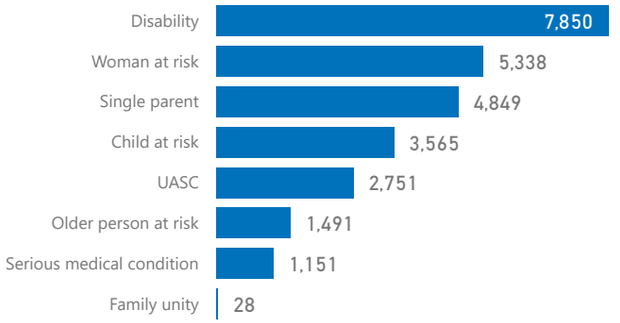

New Registration by Month

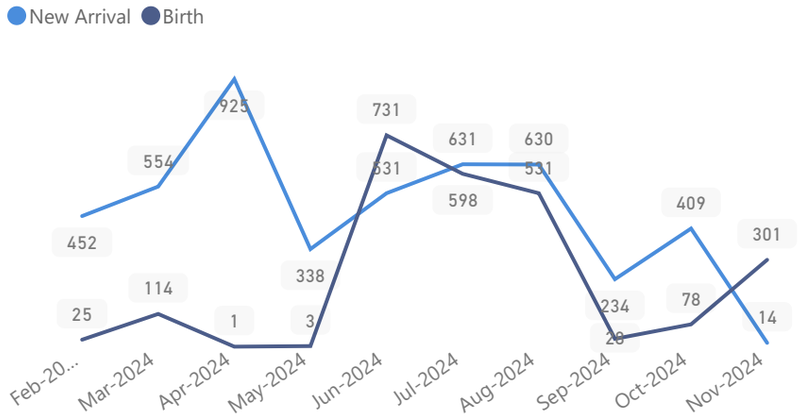

Occupation - Top

13% Have occupation



* Age is between 18 - 59 years for Occupation

Assistance Status

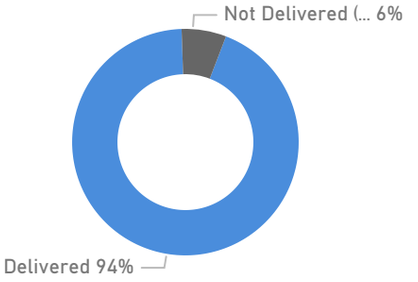

UGANDA- POPULATION DASHBOARD

ANNEX IV - SETTLEMENT PROFILES 30-Nov-2024

Rhino

Total Population	Total Refugees
168,072	168,008
Total Households	**Total Asylum-Seekers**
31,597	64

Women and Children
81 %
136,821

Female
50 %
84,630

Elderly
2 %
3,354

Youth 15-24
28 %
47,484

New Registration by Month

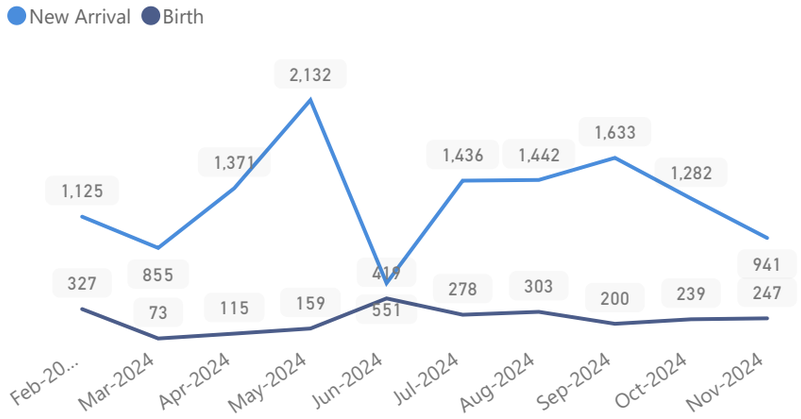

Zones

Zone	HHs	Individuals
Zone Vii	10,503	52,724
Zone Vi	4,984	27,132
Zone Ii	6,428	26,597
Zone Iii	3,465	18,461
Zone I	2,369	16,049
Zone V	1,868	14,665

Country of Origin	Total
South Sudan	160,066
DR Congo	5,999
Sudan	1,897
Rwanda	36
Central African Republic	24
Ethiopia	13

Occupation - Top

8% Have occupation

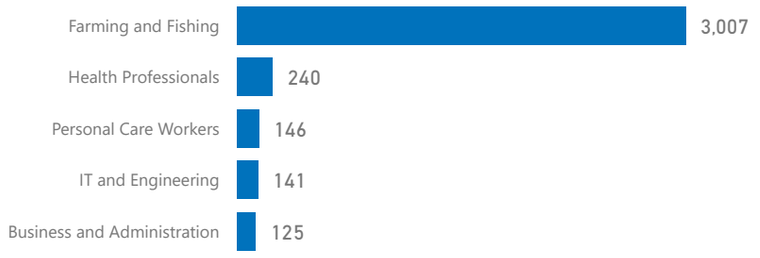

* Age is between 18 - 59 years for Occupation

Age & Gender Breakdown

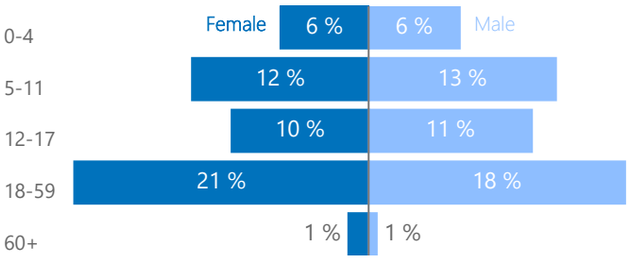

Specific Needs - Top 7

11,558 8,749

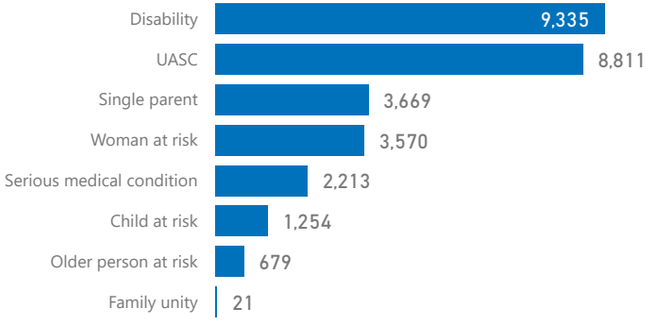

Assistance Status

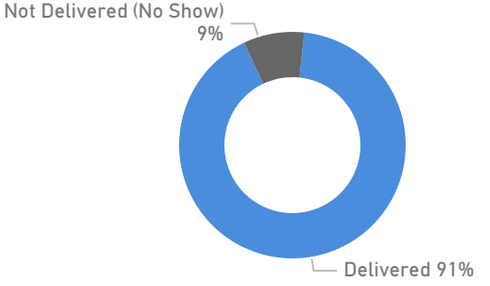

UGANDA- POPULATION DASHBOARD

ANNEX IV - SETTLEMENT PROFILES 30-Nov-2024

Rwamwanja

Total Population	Total Refugees
99,927	98,812
Total Households	Total Asylum-Seekers
23,415	1,115

Women and Children
82 %
81,453

Female
51 %
51,371

Elderly
3 %
2,646

Youth 15-24
20 %
19,665

Top Zones

Zone	HHs	Individuals
Kyempango	10,988	39,539
Kaihora	2,357	11,866
Mahani	2,349	10,984
Ntenungi	1,792	9,081
Nkoma	1,759	8,819
Base Camp	1,869	8,513
Mahiga	956	4,464
Kikuura	564	2,726
Waijagahe	431	2,184
Buguta	335	1,705

Country of Origin	Total
DR Congo	99,386
Rwanda	308
South Sudan	167
Burundi	54

Age & Gender Breakdown

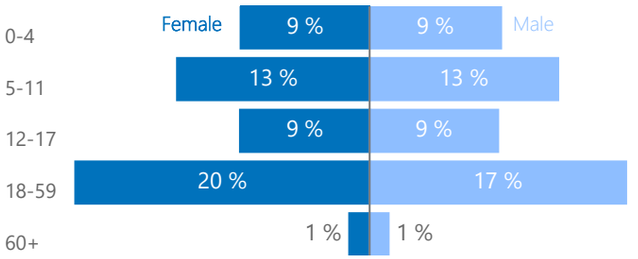

Specific Needs - Top 7

8,031 4,571

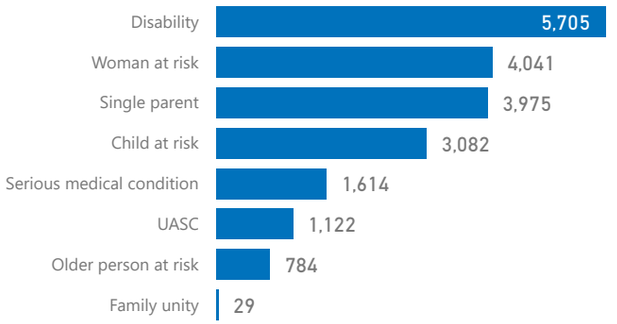

New Registration by Month

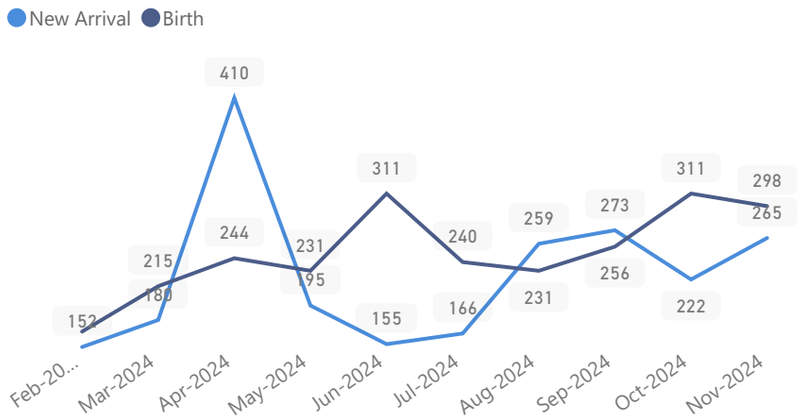

Occupation - Top

44% Have occupation

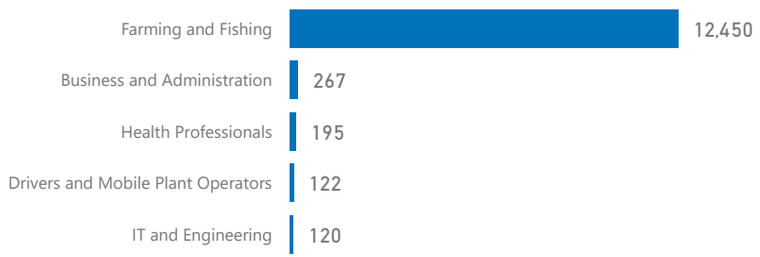

* Age is between 18 - 59 years for Occupation
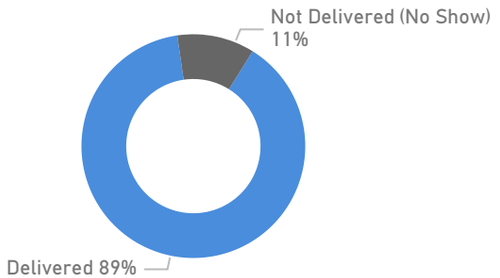
Assistance Status