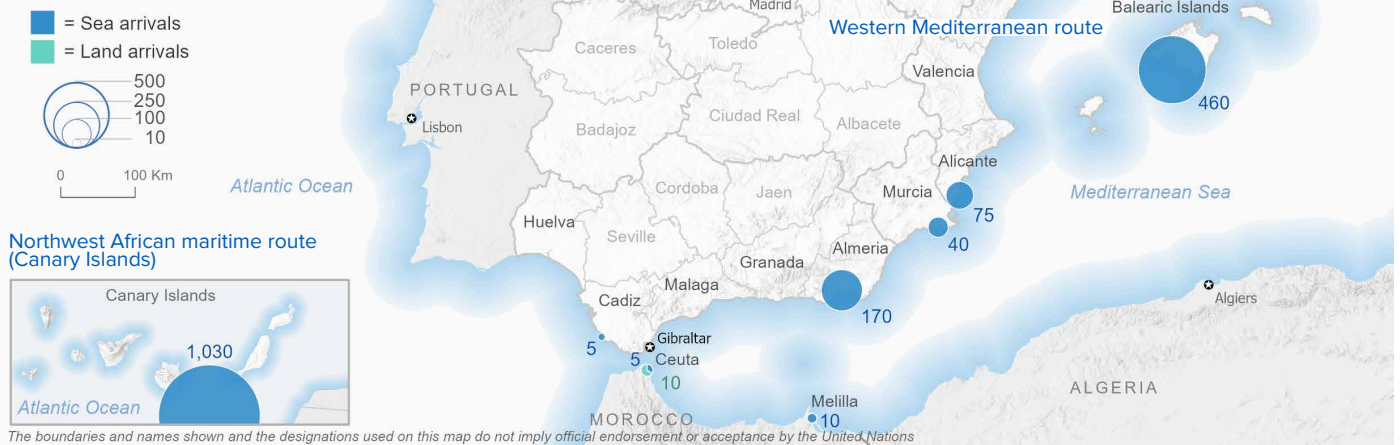


SPAIN Weekly snapshot - Week 48 (25 Nov- 1 Dec 2024)

The charts below are based on figures from the Ministry of Interior and UNHCR estimates. All figures are provisional and subject to change

Refugees & migrants: sea and land arrivals in week 48¹



Arrivals in Spain

57,774
 Arrivals as of 1 Dec 2024² **+13%**
 Dif. 2023

57,347
 Sea Arrivals²
 Dif. 2023: **+13%**

427
 Land Arrivals²
 Dif. 2023: **-6%**

1,804
 Arrivals Week 48¹
 Dif. last week: **+2%**
 Dif. 2023: **+24%**

Western Mediterranean

15,985
 Arrivals as of 1 Dec 2024² **+3%**
 Dif. 2023

15,558
 Sea Arrivals²
 Dif. 2023: **+4%**

427
 Land Arrivals²
 Dif. 2023: **-6%**

774
 Arrivals Week 48¹
 Dif. last week: **+149%**
 Dif. 2023: **+120%**

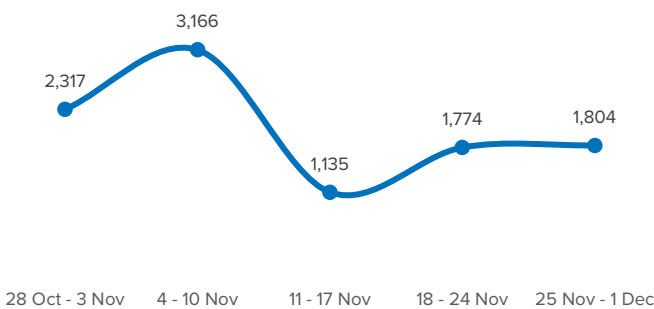
Northwest African maritime (Canary Islands)

41,789
 Arrivals as of 1 Dec 2024² **+17%**
 Dif. 2023

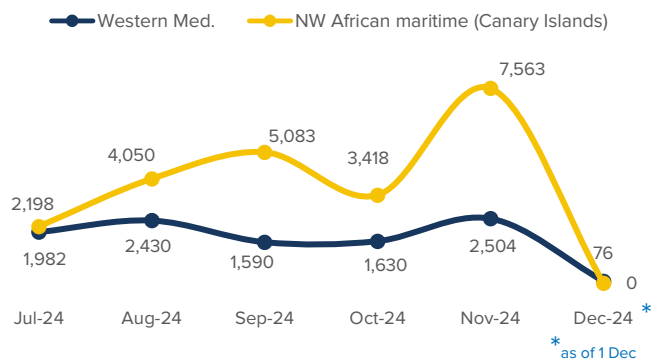
41,789
 Sea Arrivals²
 Dif. 2023: **+17%**

1,030
 Arrivals Week 48¹
 Dif. last week: **-30%**
 Dif. 2023: **-6%**

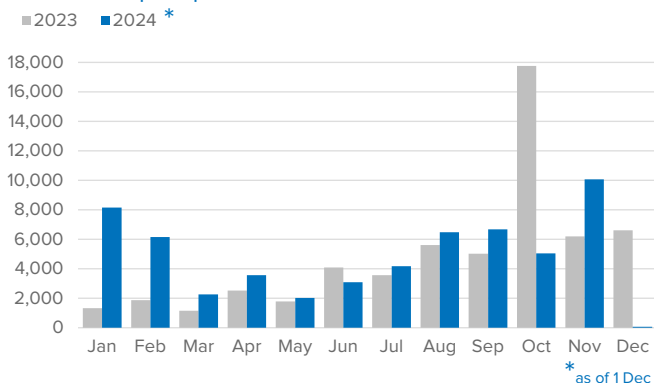
Arrivals in Spain during the last five weeks¹



Arrivals in Spain by route during the last six months²



Arrivals in Spain per month²



Arrivals in Spain per year²

