



UNHCR CAMEROON MONTHLY UPDATES

KEY HIGHLIGHTS November 2024



Source des données des réfugiés: Gouvernement du Cameroun avec le support du HCR ::

Contact for more info DIMA Unit Cameroon cmr_yaim@unhcr.org

UNHCR Cameroon needs to support refugees, asylum seekers, and internally displaced persons (IDPs) in the country. This update provides detailed demographic, socio-economic, and educational data, as well as information on persons with specific needs, underscoring the complex and multifaceted nature of the refugee and IDP crisis in Cameroon. The monthly update highlights the demographic diversity, educational and occupational challenges, and specific needs of the displaced populations. The data emphasizes the importance of targeting interventions and creating support mechanisms to address the varied and pressing needs of these vulnerable groups. The Cameroonian government and international organizations must collaborate to provide necessary aid and ensure the well-being of these populations.

01/10 Population Overview:

Refugees and Asylum Seekers: Cameroon hosts **411,298** refugees and **16,070** asylum seekers.

Internally Displaced Persons (IDPs): The country has **1,036,775** IDPs, with an additional **658,544** returnees.

Major Countries of Origin: Refugees primarily come from the Central African Republic **288,111** , Nigeria **125,792** , Chad **4,436** , and Niger **6,407** .

Demographic Distribution:

A significant portion of the refugees are women and children. Specifically, **53%** of the refugee population are women and girls, and **56%** are children.

Age Groups: Refugees are categorized into various age groups, with notable populations in the 0-4, 5-11, 12-17, 18-59, and 60+ age ranges.

Education Levels:

The educational attainment of refugees varies, with **47%** having no education, **27%** having primary education, and smaller percentages having informal, secondary, university, or technical/vocational education.

Occupations:

46% of refugees are engaged in various occupations such as homemakers, traders, drivers, pensioners, maneuvers, and breeders. **18%** are students, **15%** are unemployed, and **10%** are farmers.

Ethnicity and Religion:

Ethnicity: The majority of ethnicities are Peulh **42%** , Kanuri **12%** .

Religion: The religious makeup includes **74%** Muslims, **24%** Christians, and **2%** others.



Persons with Specific Needs:

Categories: There are several categories of persons with specific needs including children at risk, women at risk, single parents, older persons, unaccompanied or separated children, and persons with disabilities.

Top Concerns: The highest numbers are children at risk of not attending school **30,249** , individuals with vision disabilities **5,008** , and older persons with children **2,761** .

Legal and Marital Status:

Legal Status: Refugees and asylum seekers are categorized based on their arrival years, with significant influxes noted in 2014 and subsequent years. Marital Status: The majority of the refugee population is single **67%** , followed by married individuals **25%** .

Regional distribution:

The distribution of refugees and IDPs across various regions in Cameroon shows significant numbers in different regions. The East region hosts the largest refugee population with **165,163** individuals. The Far-North has **121,457** refugees, while Adamaoua has **57,111** . The North region accommodates **38,449** refugees, and the Centre has **26,241** . The Littoral region has **17,524** refugees.

Challenges and Needs:

UNHCR MCO in Cameroon grapples with significant challenges in managing and supporting its large refugee and internally displaced populations. Due to increasing global crises, UNHCR Cameroon faces immense strain, with regions like the East and Extreme-Nord hosting **165,163** and **121,457** refugees respectively, the strain on resources is immense. These populations include a high percentage of children and women, requiring specialized services such as education, healthcare, and protection. The diverse educational levels among refugees, ranging from no education to university, indicate a need for comprehensive educational programs. Additionally, significant numbers of refugees are unemployed or engaged in low-income occupations, highlighting the necessity for vocational training and employment opportunities. The presence of vulnerable groups, such as unaccompanied children, single parents, and individuals with disabilities, further underscores the urgent need for targeted humanitarian aid and robust social support systems to address their specific needs and ensure their well-being.



UNHCR CAMEROON IN A GLANCE

November 2024



- Central African
- Nigeria
- IDP Far North
- IDP NWSW
- Other Refugees

Population Type Region Zone

All All All

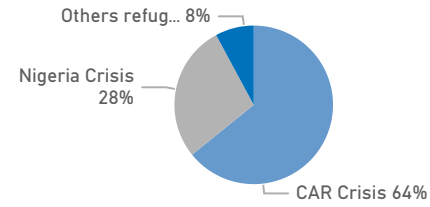
2,122,687
Total of Persons we serve

411,298 Refugee

16,070 Asylum Seeker

1,036,775 Internally Displaced

658,544 Returnees IDP



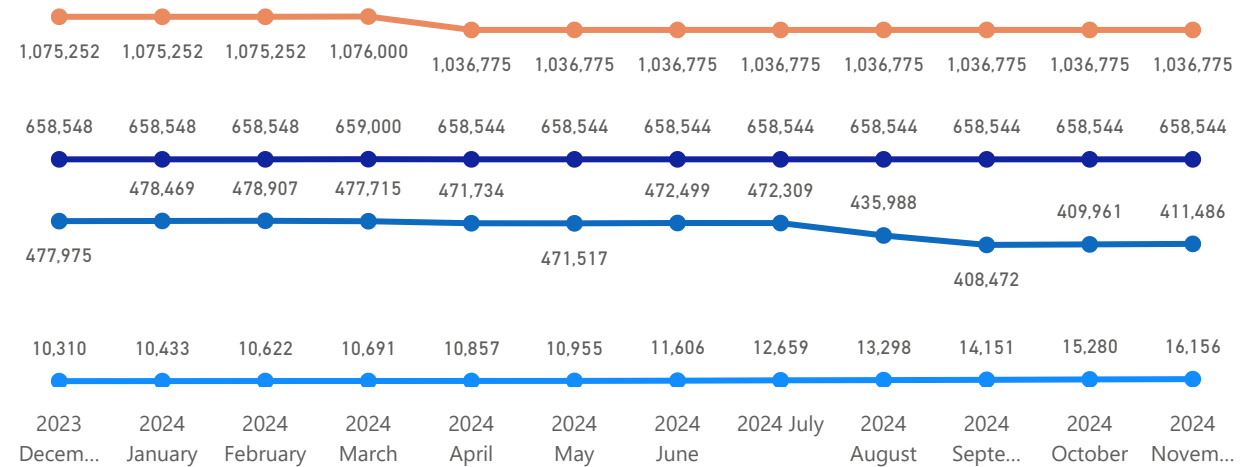
Distribution by crisis

53% Of refugees are women and girls

56% Of refugees are children

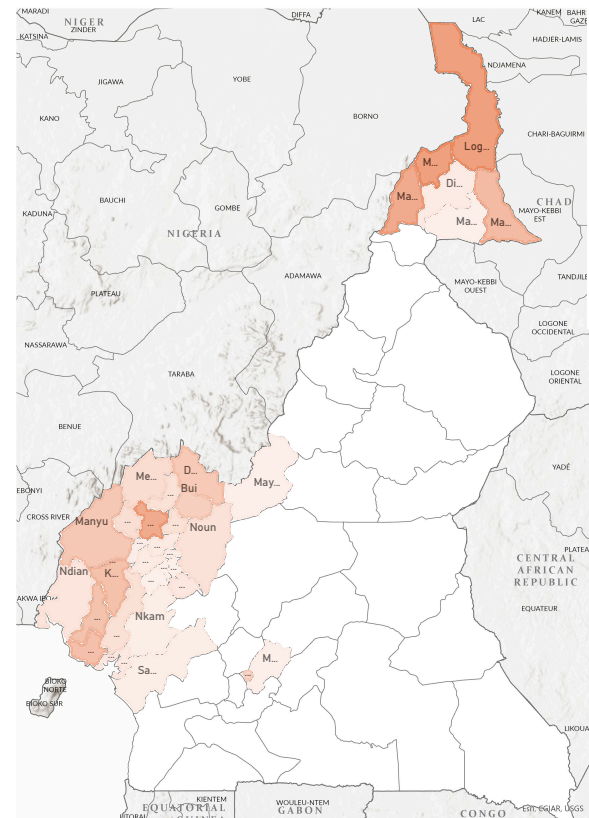
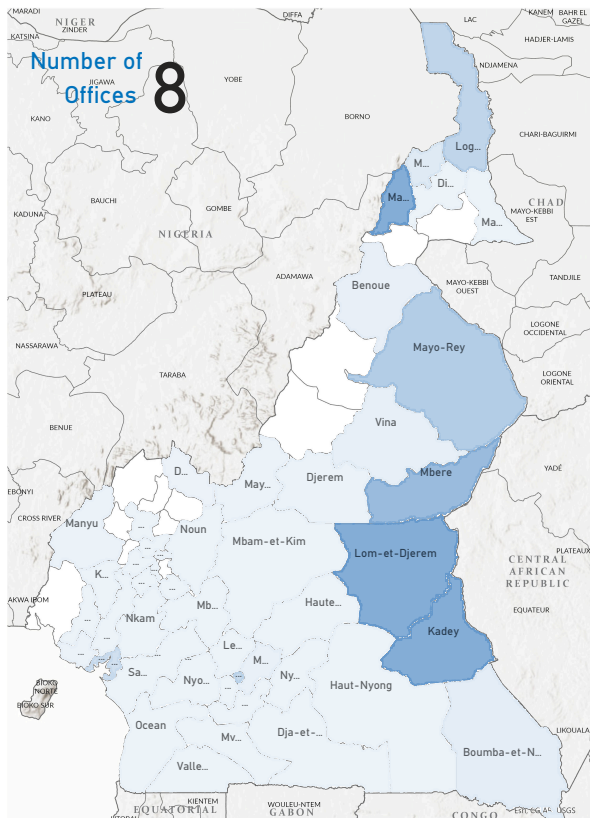
61% Of IDPs are children

Asylum Seeker IDPs Refugee Returnee IDPs



Refugee and Asylum Seeker by Department

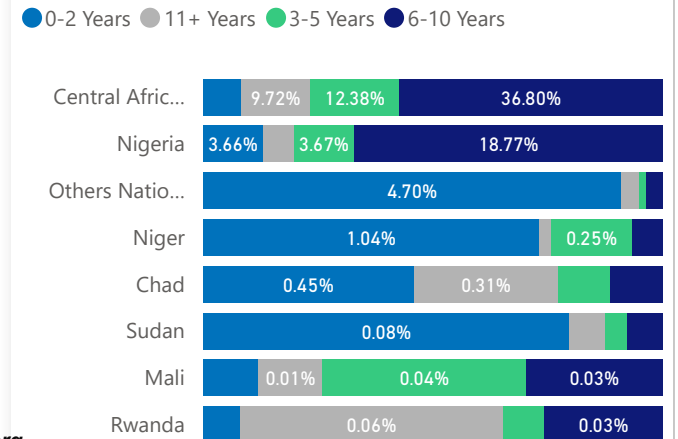
IDPs by Department



Refugee By country of origin

- Central African Republic: 288,082
- Nigeria: 125,792
- Chad: 4,380
- Others Nationalities: 23,243
- Niger: 6,406
- Rwanda: 442
- Mali: 457
- Sudan: 469

Number of years spent in Cameroon



Central African | Nigeria | Other Refugees

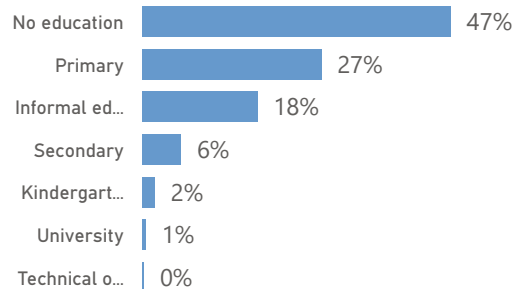
Legal Status: Asylum Seeker | Refugee

Site/Camp: In Site/Camp | Out of Site/Camp

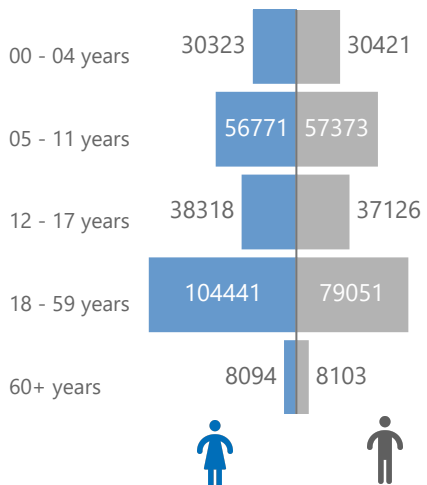
202,764
School age children

Region: All | Zone: All

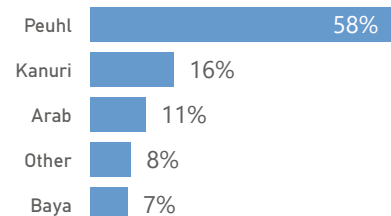
Education Level



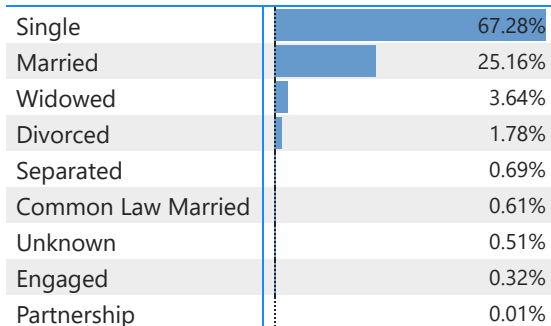
Population distribution (gender and age group)



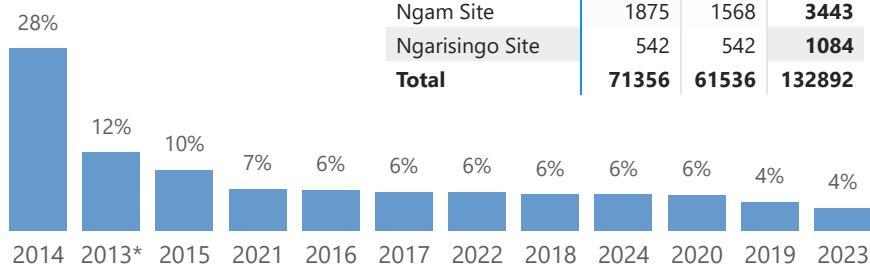
Ethnicity



Marital Status



Year of arrival of refugees



Refugees by age group

Region	00 - 04 years		05 - 11 years		12 - 17 years		18 - 59 years		60+ years		Total
	Female	Male	Female	Male	Female	Male	Female	Male	Female	Male	
Est	9907	9822	19710	20495	14628	14416	40844	29212	2922	3207	165163
Extreme-Nord	9863	9816	16946	16666	10750	10388	25391	16829	2416	2392	121457
Adamaoua	4207	4294	7292	7516	5317	5252	13333	7596	1164	1140	57111
Nord	2586	2626	5429	5341	3065	2979	9450	5571	746	656	38449
Centre	1359	1334	2413	2315	1531	1330	6008	9499	178	274	26241
Littoral	579	685	1285	1349	938	954	3657	7777	123	176	17523
Sud-Ouest	1	1	46	48	73	88	260	464	31	25	1037
Nord-Ouest			13	18	7	17	62	62	10	5	194
Sud	3	2	2	5	2	4	19	71		5	113
Ouest		3	1	2	1		4	48		1	60
Total	28505	28583	53137	53755	36312	35428	99028	77129	7590	7881	427348

Site/Camp	Female	Male	Total
Minawao Camp	43415	36947	80362
Gado Badzere Site	9140	7827	16967
Mbile Site	5336	4866	10202
Lolo Site	4881	4546	9427
Borgop Site	3788	3115	6903
Timangolo Site	2379	2125	4504
Ngam Site	1875	1568	3443
Ngarisingo Site	542	542	1084
Total	71356	61536	132892

Education Age

Region	04-05 Years		06-11 Years		12-18 Years		Total
	Female	Male	Female	Male	Female	Male	
Adamaoua	2073	2108	6266	6458	6026	5829	28760
Centre	697	689	2057	1971	1723	1566	8703
Est	5413	5674	17158	17740	16444	16152	78581
Extreme-Nord	4876	4861	14507	14248	11945	11581	62018
Littoral	349	375	1112	1167	1058	1131	5192
Nord	1707	1749	4587	4478	3378	3239	19138
Nord-Ouest			13	18	9	20	60
Ouest			2	1	1	1	5
Sud			1	2	4	4	16
Sud-Ouest			1	46	47	82	282
Total	15115	15460	45749	46132	40670	39629	202755

Central African Nigeria Other Refugees

Region Zone

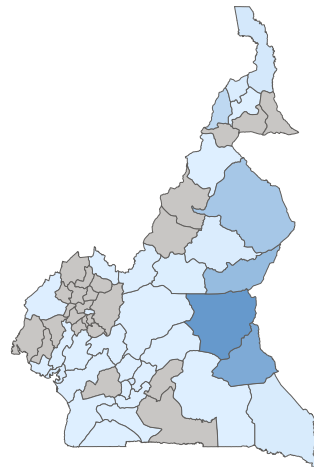
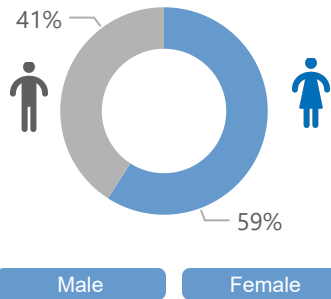
Areas of Responsibility

Child Protection General Protection SGBV

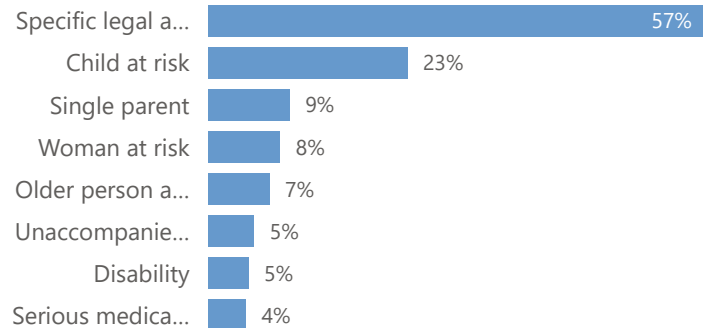
140,794

Person with Specific Needs

Gender



Person with Specific Needs



31,728 Child at Risk

SPN Sub Category	# Refugee
Child at risk of not attending school	30249
Child spouse	674
Child with special education needs	647
Child parent	410
Child engaged in other forms of child labour	51
Child carer	41
Teenage pregnancy	28
Child engaged in worst forms of child labour	22
No legal documentation	10
Child associated with armed forces or groups	5

6,029 Serious Medical Condition

SPN Sub Category	# Refugee
Other medical condition	3987
Chronic illness	1015
Difficult pregnancy	370
Malnutrition	347
Critical medical	262
Mental illness	90
Woman at risk	18
Addiction	12
Emotions and behavior	3

1,153 SGBV

SGBV	# Refugee
Threat of forced marriage	535
Victim/Survivor of SGBV in country of asylum	318
Victim/Survivor of SGBV in country of asylum	124
Victim/Survivor of SGBV in country of origin	103
Threat of honour killing/violence	36

6,403 Disability

SPN Sub Category	# Refugee
Vision	2761
Hearing	1262
Emotions and behavior	958
Lower Body Mobility	953
Communication	555
Upper Body Mobility	250
Remembering and concentrating	38
Self-Care	31
Physical disability - moderate	21
Mental disability - moderate	9

12,960 Single Parent

(Top 10) Single Parent	# Refugee
Single HR - parent	11905
Single HR - caregiver	614
Single HR - grandparent	423
Woman at risk	15
Single woman at risk	9
No legal documentation	2
Single older person	2
Child parent	1
Older person with children	1

176 Family Unity

Family Unity Sub-Category	# Refugee
Family reunification required	133
Tracing required	43

9,753 Older at Risk

Older Person at Risk	# Refugee
No legal documentation	2
Older person unable to care for self	3464
Older person with children	5005
Other medical condition	1
Single HR - grandparent	1
Single HR - parent	1
Single older person	1428
Single woman at risk	1
Woman at risk	2

7,310 Unaccompanied or separated child

(Top 6) Unaccompanied or separated child	# Refugee
Separated child	6850
Unaccompanied child	402
Child headed household	46
Child in institutional care	11
Child in foster care	10
No legal documentation	5

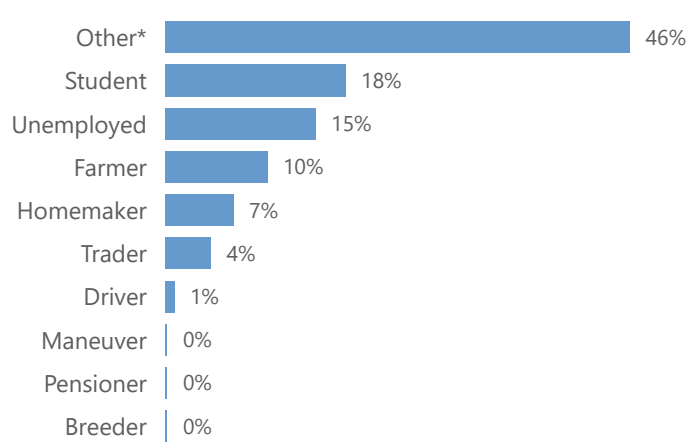
11,461 Woman at Risk

(Top 4) Single Parent Sub-Category	# Refugee
Woman at risk	7399
Single woman at risk	2536
Lactating	1600
Single HR - parent	10

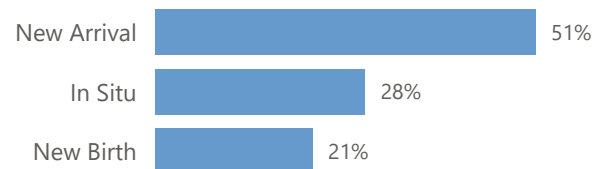
Central African
Nigeria
Other Refugees

Region ▼ Zone ▼
 All ▼ All ▼

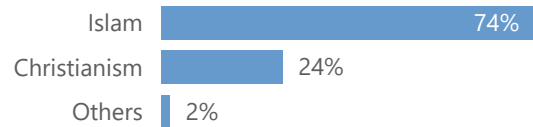
Occupation



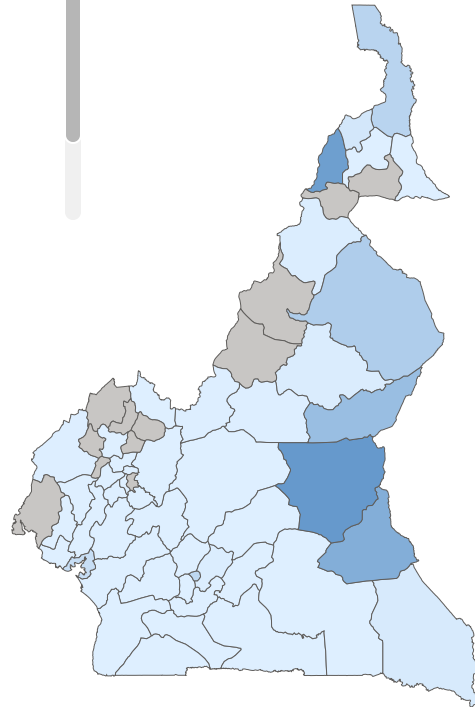
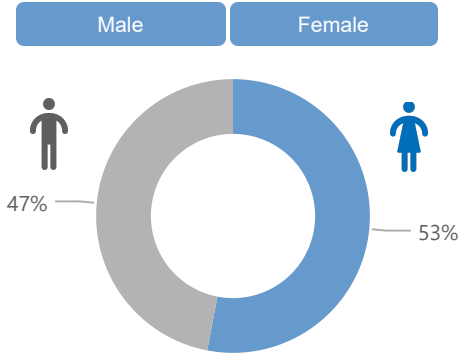
Registration Reason



Religion



Central African



Other Nationalities

Occupations	Adamaoua	Centre	Est	Extreme-Nord	Littoral	Nord	Total	
Other*	16799	9139	53735		6	5176	4227	89082
Student	15672	4323	31819		3	3443	8192	63452
Unemployed	7555	2031	36532			745	12452	59315
Farmer	8816	1025	15877		1	340	7312	33371
Homemaker	4138	1329	15161		1	1022	1857	23508
Trader	2846	1216	9553			1063	1483	16161
Driver	387	232	2292		2	416	262	3591
Breeder	25		29				32	86
Maneuver	10	19	42			6	2	79
Pensioner	12	3	58			2	2	77

Nigeria

Occupations	Adamaoua	Centre	Est	Extreme-Nord	Littoral	Nord	Total
Other*	293	161	7	95350	21	1130	96962
Student	187	38		8768	5	448	9446
Farmer	25	5		7649	2	755	8436
Homemaker	52	10	3	4851	2	103	5021
Unemployed	169	64	1	2561	2		2797
Trader	34	62	1	1856	11	10	1974
Driver	6	4		298	4		312
Pensioner	2			22			24
Maneuver				11			11
Breeder				10			10

Occupations	Adamaoua	Centre	Est	Extreme-Nord	Littoral	Nord	Total
Other*	62	3288	126	707	2720	57	6960
Student	21	1385	18	256	406	29	2115
Trader	7	942	19	26	866	6	1866
Unemployed	33	881	35	29	590	90	1658
Farmer	20	205	56	137	706	22	1146
Homemaker	23	357	95	98	132	30	735
Driver	1	80	4	4	79	2	170
Maneuver	2	7			1	18	30
Breeder	2						2
Pensioner			1				1