Cash and Voucher Assistance Dashboard

Uganda Refugee Response Plan (RRP) 2024-2025

Q3 2024

January - September 2024

Overview

Cash-based interventions play a crucial role in promoting self-reliance within the refugee response. Increasingly, assistance is delivered through digital services like mobile money and agency banking. These methods allow vulnerable families to receive cash discreetly and efficiently, contributing to financial inclusion and local economies. Digital services are also cost-effective compared to physical cash, making them a preferred modality for humanitarian implementers and donors.

In January 2024, the CWG launched the 2024-2026 Harmonized Cash Approach, endorsed by OPM and major donors. This multi-year strategy is hinged on three pillars namely, access and quality of financial services, linkages to self-reliance and harmonization of cash and voucher assistance among humanitarian actors in the operation.

Results Analysis:

Total humanitarian cash transfers in Q3 amounted to UGX 130 billion representing 67% increase in the total volume of cash assistance from Q2 to Q3. Of these, UGX 102.4 billion was disbursed as cash for food, UGX 12 billion as multipurpose cash for basic needs, UGX 10.2 billion for livelihoods and UGX 3.3 billion as cash for education. Moreover, some additional 6,407 refugee households gained access to bank accounts and some 34,349 refugee households to mobile money accounts, setting them on the pathway for financial inclusion.

Some 294,971 refugee households received some form of cash-based assistance out of a target of 221,000 households representing an over achievement of targeted households. This was made possible by WFP's continued transition from in-kind assistance or physical cash to digital services, UNHCR's expanded cash assistance via mobile money to new arrivals to two additional settlements (Palabek and Palorinya) and implementation of MPC by the Uganda Cash Consortium (UCC) and other cash interventions by some 21 different partners.

The CWG organized a three-day training for its members, led by experienced facilitators from UNHCR and WFP's HQ and Regional Offices. Key outcomes included an initial mapping of transfer values and targeting methodologies used by partners in cash interventions, as well as a framework outline for harmonized post-monitoring. The training also provided an opportunity to strengthen relationships with key Financial Service Providers.

The Key challenges/opportunities:

Reporting gaps persist at both programmatic and individual levels. A key challenge here in addition to low reporting on the 5Ws, is partners' limited reporting on assistance provided to individuals and/or households. Enhanced reporting would reduce duplication and ensure that assistance is provided to the most vulnerable.

The Sector Priorities:

- Engage with partners in constructive dialogue on the challenges and risks of insufficient reporting and conduct refresher trainings on beneficiary and programmatic reporting.
- Conduct assessment on financial service providers' capacity and willingness to engage more in the refugee space and refugee preferences for transfer mechanisms to inform evidence-based planning, advocacy, and funding. The CWG will explore funding opportunities for this strategic assessment, through collaborative funding.
- Reactivate sub-national coordination structures in West Nile and Southwest regions in early 2025. Moreover, to foster stronger relationships with development stakeholders, the CWG launched an initiative to map transfer values used for cash assistance programmes beyond the refugee response.

Key Indicators

Actual *Gap*

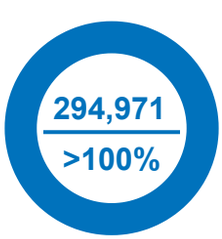

Households receiving any form of cash-based assistance*
Target: *221,000*

Total amount of cash based transfers provided to beneficiaries

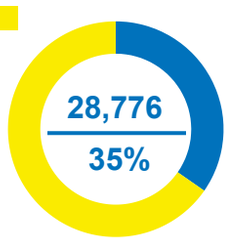

Households receiving multipurpose cash-based assistance
Target: *83,000*

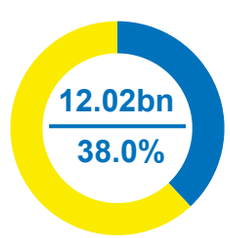

Total Amount of multipurpose cash and voucher assistance provided
Target: *31.6 billion UGX*

Achievements data: ActivityInfo
Sectors contacts: Matilda Jerneck
jerneck@unhcr.org
+256770532244

Author: UNHCR Representation in Uganda
Stephen Adeun
adeun@unhcr.org
+256771898932

Feedback: ugakaimug@unhcr.org
Published: *November 2024*

For more info: https://data.unhcr.org/en/country/uga

Note: indicators marked with * add up multiple forms of cash and voucher assistance including general food assistance, MPCT and sector specific cash

Cash and Voucher Assistance Dashboard

Uganda Refugee Response Plan (RRP) 2024-2025

Q3 2024

January - September 2024

Objective 1: Access to cash and voucher assistance for basic needs expanded

Indicator	*Actual*	*Target/Standard ('24)*	*Actual* / *Gap*
Households receiving any form of cash-based assistance*			
- Congolese Refugees	**134,169**	**116,600**	>100%
- South Sudanese Refugees	**103,274**	**100,400**	>100%
- Other refugees	**57,528**	**4,000**	>100%
Households receiving multi-purpose cash-based assistance			
- Congolese Refugees	**11,207**	**34,000**	33%
- South Sudanese Refugees	**7,428**	**47,000**	15.8%
- Other refugees	**10,141**	**2,000**	>100%
Amount of multi-purpose cash and voucher assistance			
- Congolese Refugees	**5.08bn**	**21.4bn**	23.7%
- South Sudanese Refugees	**3.87bn**	**8.8bn**	44.0%
- Other refugees	**3.07bn**	**1.4bn**	>100%

Objective 2: Financial inclusion and access to financial services promoted

Cross Sectoral Cash Assistance by Delivery Mechanism (UGX)

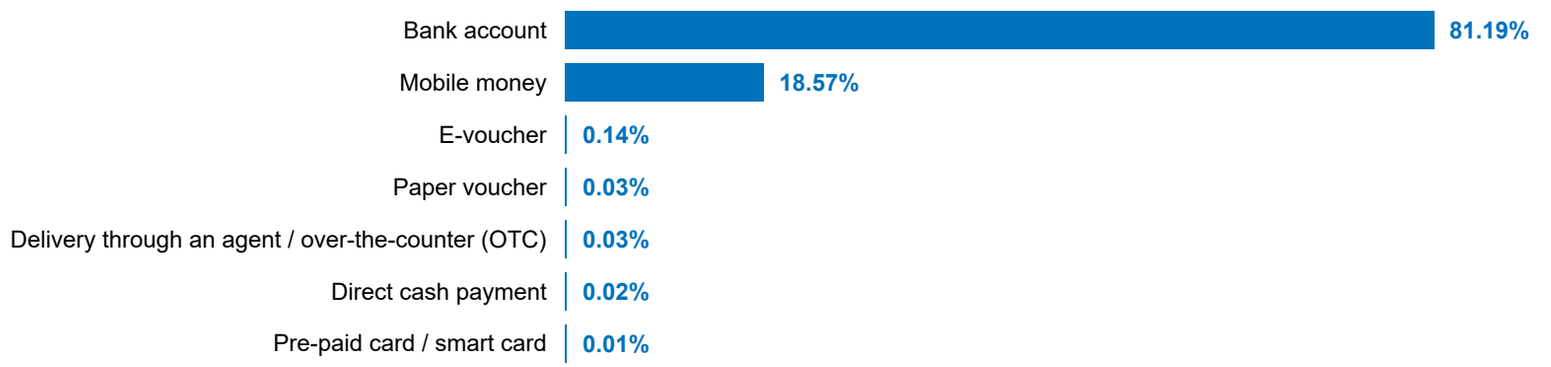

Number of newly enrolled households in bank account (6,407)

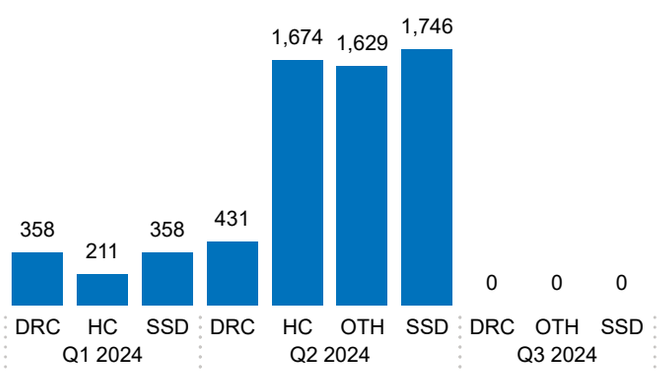

Number of newly enrolled households in mobile money (34,349)

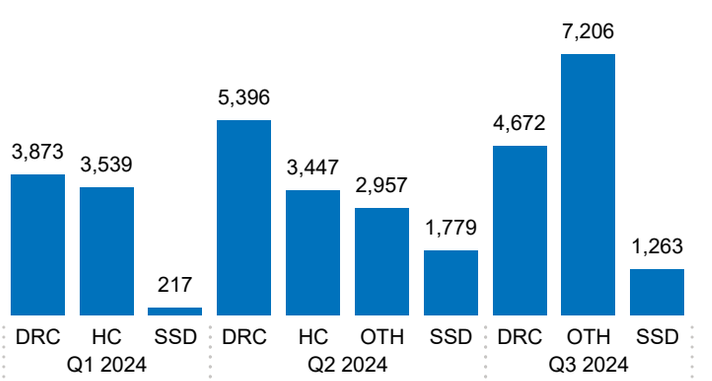

***DRC** = Congolese refugees, **SSD** = South Sudanese refugees, **OTH** = Other refugees, **HC** = Host Community*

Achievements data: ActivityInfo **Author:** UNHCR Representation in Uganda **Feedback:** ugakaimug@unhcr.org **For more info:** https://data.unhcr.org/en/country/uga

Sectors contacts: Matilda Jerneck, jerneck@unhcr.org, +256770532244; Stephen Adeun, adeun@unhcr.org, +256771898932

Published: *November 2024*

Note: indicators marked with * add up multiple forms of cash and voucher assistance including general food assistance, MPCT and sector specific cash

Cash and Voucher Assistance Dashboard

Uganda Refugee Response Plan (RRP) 2024-2025

Q3 2024

January - September 2024

Objective 2: Financial inclusion and access to financial services promoted

Cross-sectoral analysis of all cash-based interventions including cash for Genal Food Assistance (amounts in UGX)

Cash transfers by beneficiary type

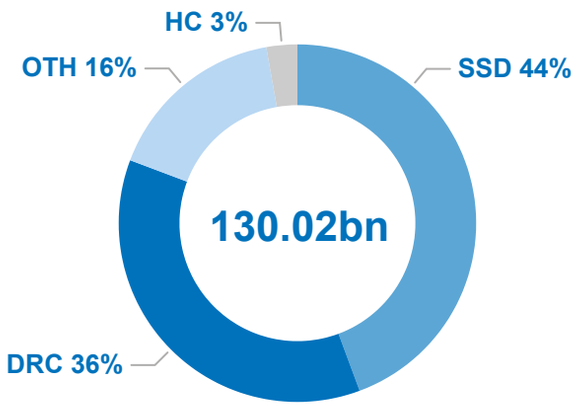

Amount of cash transfers by sector (in billions)

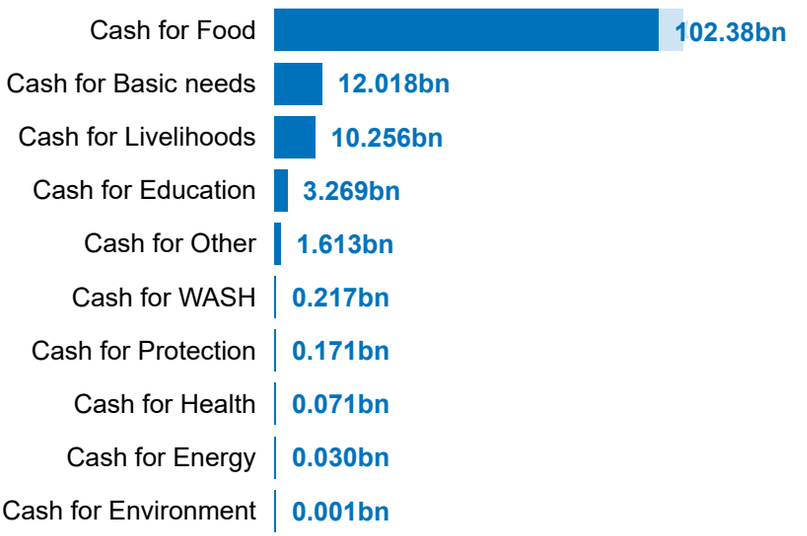

Note: *for Livelihoods & Resilience the value of CBI interventions is only based on cash-for-work, and amounts for households who received productive assets through cash. Host community interventions are included in all cases.*

Amount of cash transfers by partner (in billions)

Amount of cash transfers by district (in billions)

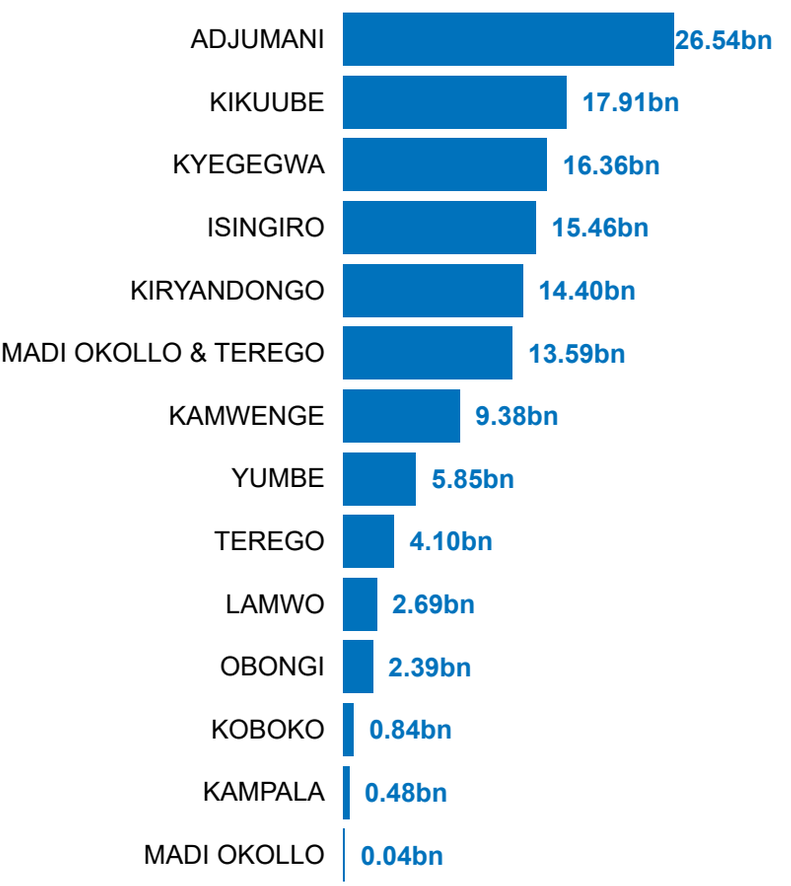

Cash and Voucher Assistance Dashboard

Uganda Refugee Response Plan (RRP) 2024-2025

Q3 2024

January - September 2024

Objective 2: Financial inclusion and access to financial services promoted

Cross-sectoral analysis of all cash-based interventions excluding cash for General Food Assistance (amounts in UGX)

Cash Assistance by Delivery Mechanism (UGX)

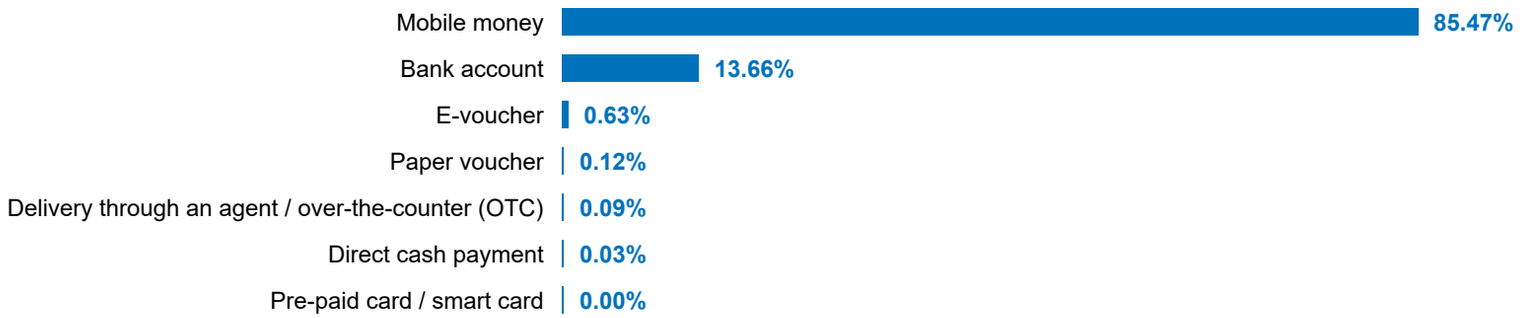

Cash transfers by beneficiary type

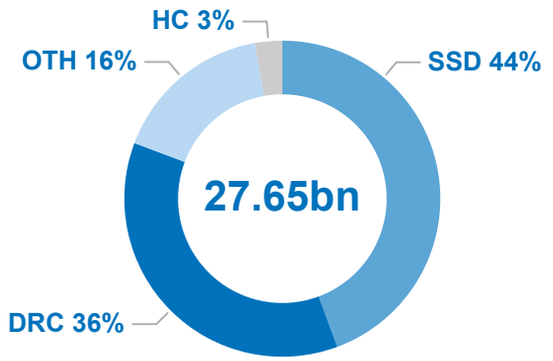

Amount of cash transfers by sector (in billions)

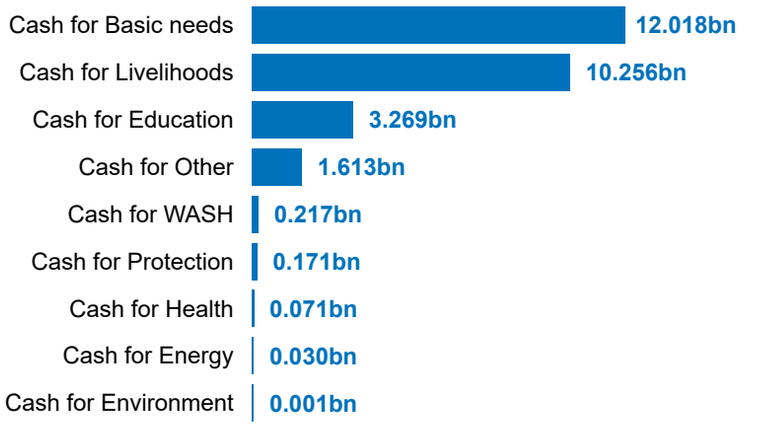

Note: *for Livelihoods & Resilience the value of CBI interventions is only based on cash-for-work, and amounts for households who received productive assets through cash. Host community interventions are included in all cases.*

Amount of cash transfers by partner (in billions)

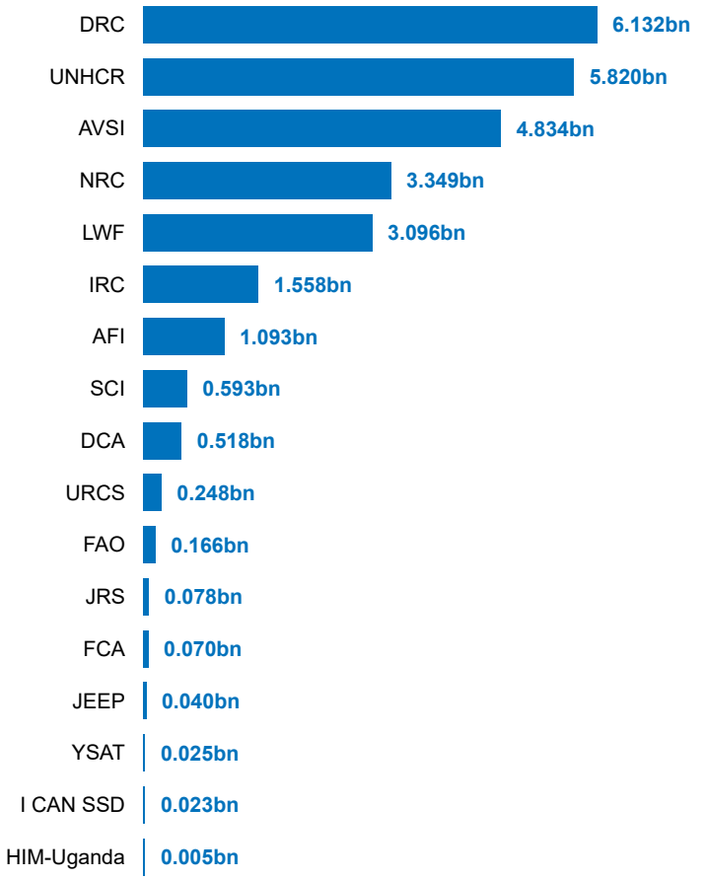

Amount of cash transfers by district (in billions)

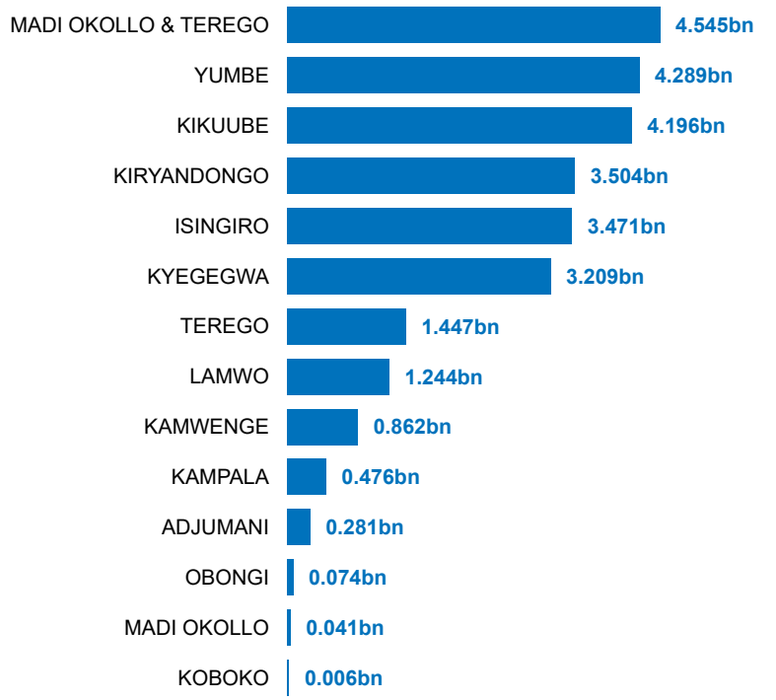

Cash and Voucher Assistance Dashboard

Uganda Refugee Response Plan (RRP) 2024-2025

Q3 2024

January - September 2024

SETTLEMENT COMPARISON & TRENDS ANALYSIS

Objective 1: Access to cash and voucher assistance for basic needs

Households that have received any form of cash based assistance in Q3 by location

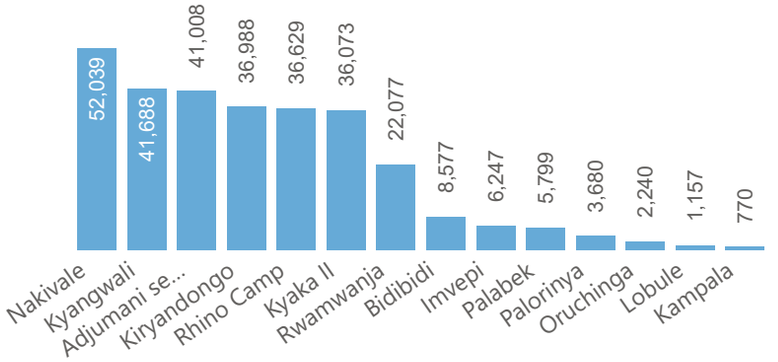

Multi purpose cash beneficiaries in Q3 by location

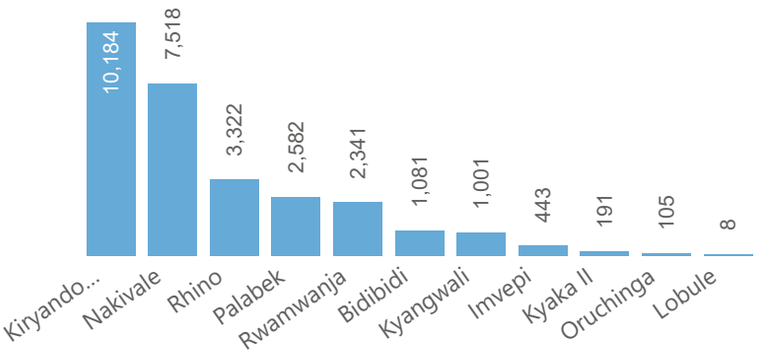

Households that received any form of cash based assistance over the years

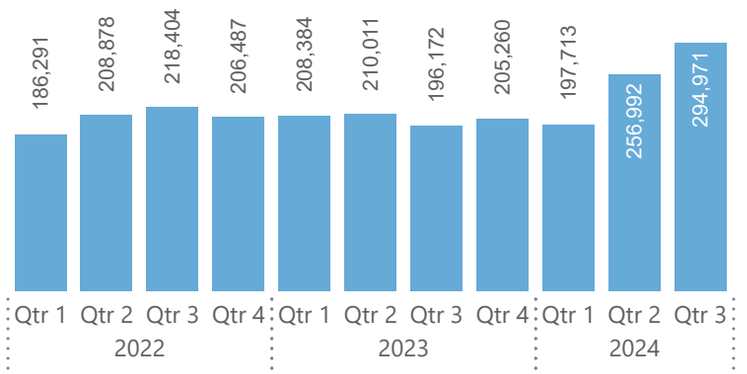

Total amount of multipurpose cash and voucher assistance provided over the years (in billion UGX)

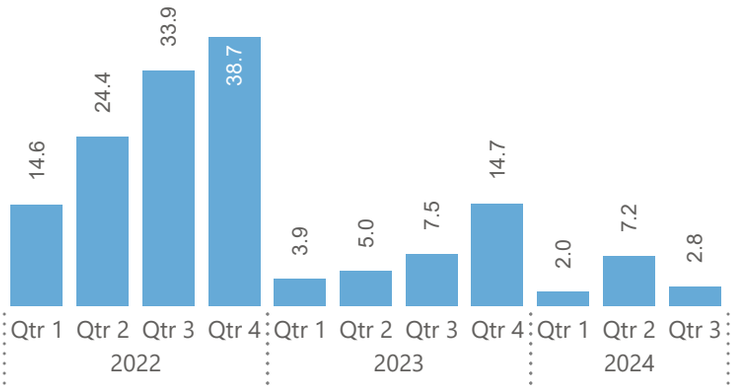

Objective 2: Financial inclusion and access to financial services promoted

Newly enrolled households in bank account in Q3 by location

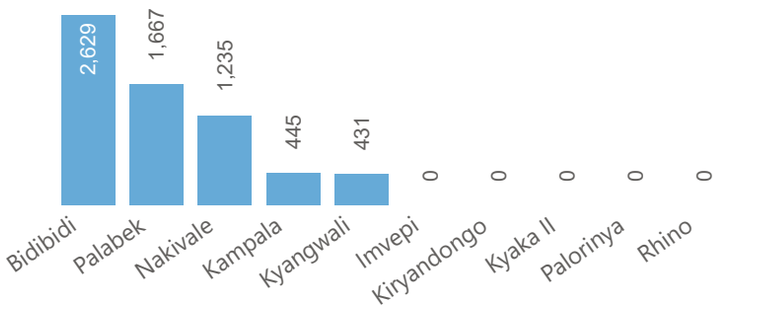

Newly enrolled households in mobile money in Q3 by location

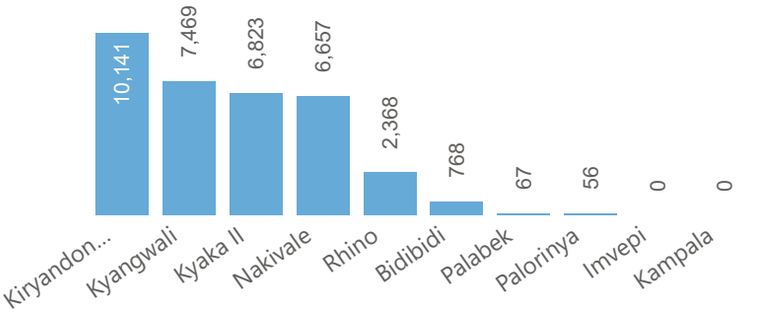

Households enrolled in bank account over the years

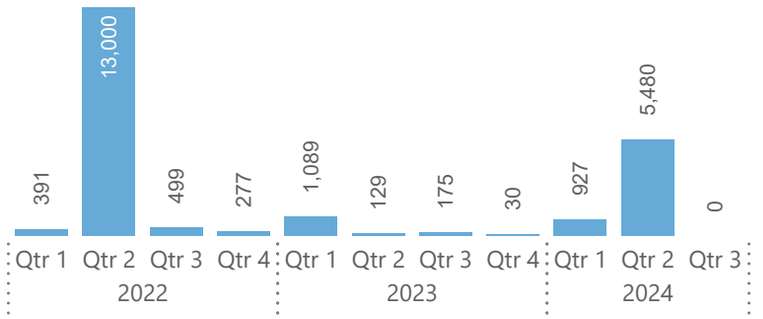

Households enrolled in mobile money over the years

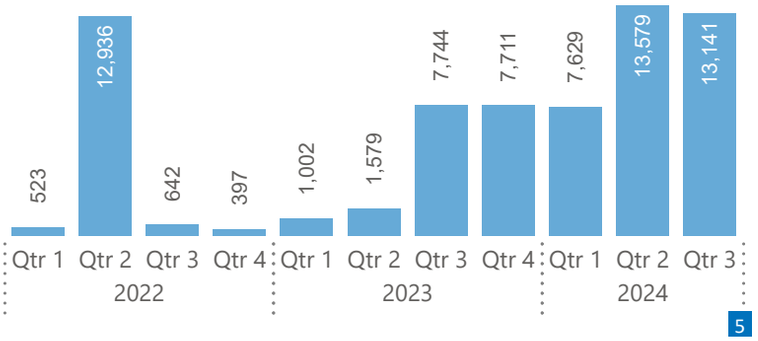

Cash and Voucher Assistance Dashboard

Uganda Refugee Response Plan (RRP) 2024-2025

Q3 2024

January - September 2024

Partners

21
Partners

Danish Refugee Council (DRC) | Grameen Foundation (GF) | World Food Programme (WFP) | DanChurchAid (DCA) | Save the Children International (SCI) | Lutheran World Federation (LWF) | Jesuit Refugee Service (JRS) | Joint Energy and Environment Projects (JEEP) | Association of Volunteers in International Service (AVSI) | Norwegian Refugee Council (NRC) | Food and Agriculture Organization of the United Nations (FAO) | Youth Social Advocacy Team (YSAT) | United Nations High Commissioner for Refugees (UNHCR) | Andre Foods International (AFI) | Agency for Cooperation and Research in Development (ACORD) | His Sickles International Mission (HIM-Uganda) | I CAN South Sudan | International Rescue Committee (IRC) | ThriveGulu | Uganda Red Cross Society (URCS) | Finn Church Aid (FCA)

Operational Presence based on activities reported during January - September 2024

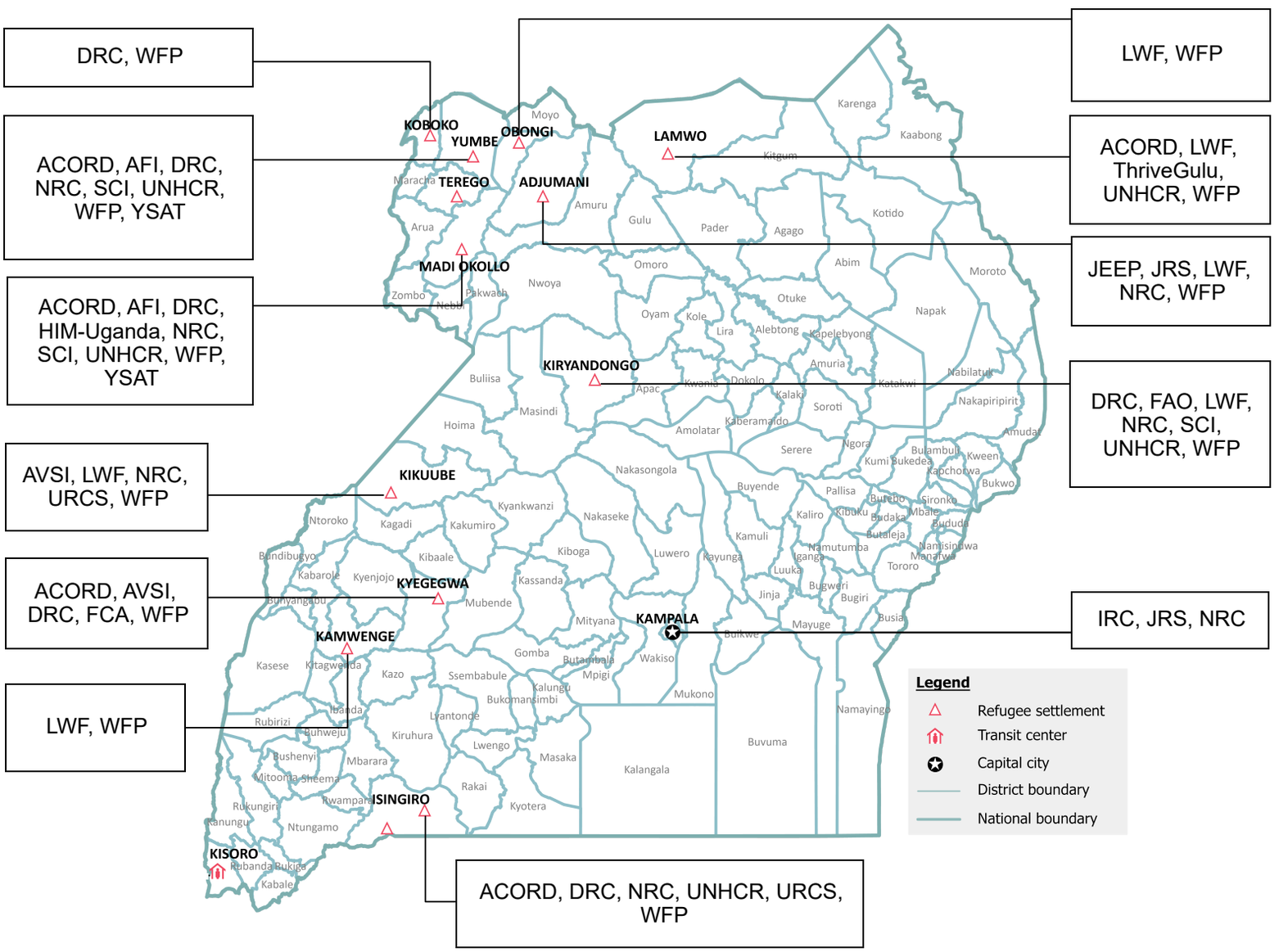

The boundaries and names shown and the designations on this map do not imply official endorsement or acceptance by the United Nations

Achievements data: ActivityInfo **Author:** UNHCR Representation in Uganda **Feedback:** ugakaimug@unhcr.org **For more info:** https://data.unhcr.org/en/country/uga

Sectors contacts: Matilda Jerneck, jerneck@unhcr.org, +256770532244; Stephen Adeun, adeun@unhcr.org, +256771898932

Published: *November 2024*

Cash and Voucher Assistance Dashboard

Q3 2024

Uganda Refugee Response Plan (RRP) 2024-2025

January - September 2024

Performance Indicator Summary

OUTCOME 1: Cash Based Interventions

# of households provided with cash and voucher assistance for basic needs

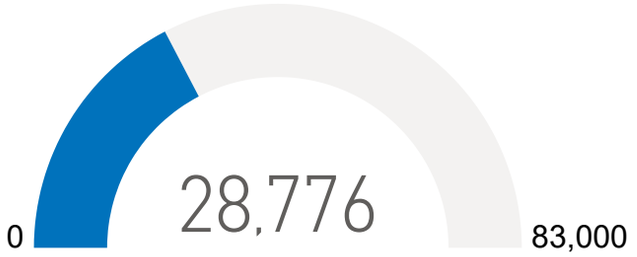

Total amount of cash transfers for basic needs (UGX)

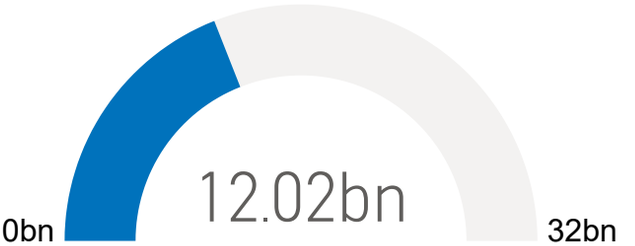

# of households (non PSN) provided with cash and voucher assistance for basic needs

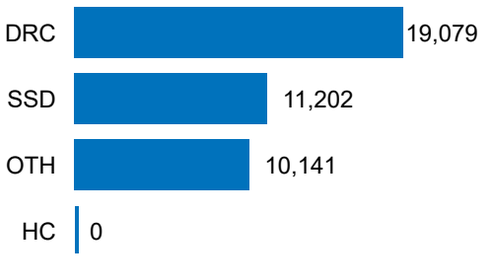

# of PSN households provided with cash and voucher assistance for basic needs

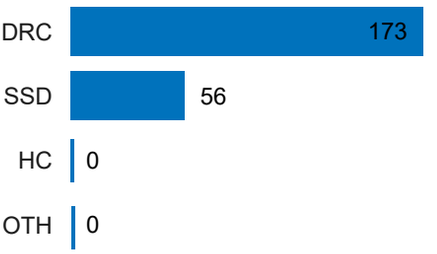

Total amount of cash transfers (UGX) for basic needs

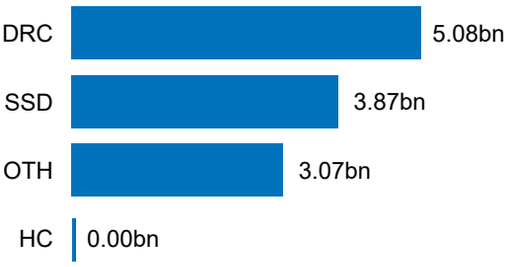

OUTCOME 2: Financial Inclusion

# of newly enrolled households in bank account

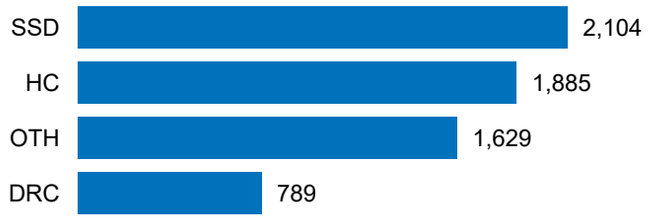

# of newly enrolled households in mobile money

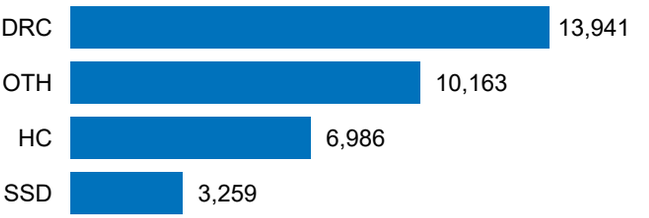

Link to: Interactive dashboard

UCRRP Information Center

Scan QR code to access the dashboard online