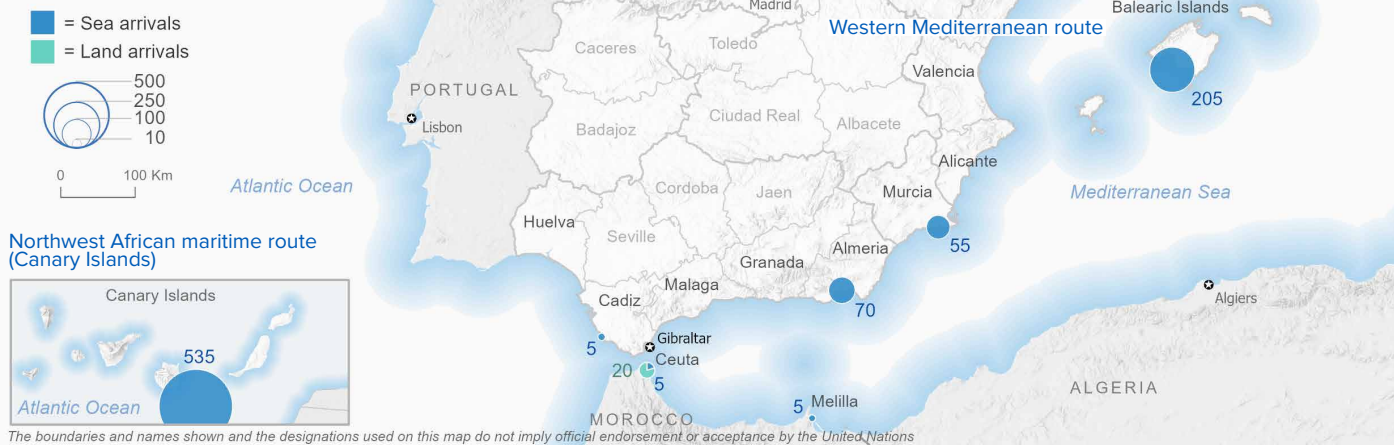


SPAIN Weekly snapshot - Week 49 (2 - 8 Dec 2024)

The charts below are based on figures from the Ministry of Interior and UNHCR estimates. All figures are provisional and subject to change

Refugees & migrants: sea and land arrivals in week 49¹



Arrivals in Spain

58,673
 Arrivals as of 8 Dec 2024²
+11%
 Dif. 2023

58,225
 Sea Arrivals²
 Dif. 2023: **+12%**

448
 Land Arrivals²
 Dif. 2023: **-2%**

899
 Arrivals Week 49¹
 Dif. last week: **-50%**
 Dif. 2023: **-40%**

Western Mediterranean

16,350
 Arrivals as of 8 Dec 2024²
+3%
 Dif. 2023

15,902
 Sea Arrivals²
 Dif. 2023: **+3%**

448
 Land Arrivals²
 Dif. 2023: **-2%**

365
 Arrivals Week 49¹
 Dif. last week: **-53%**
 Dif. 2023: **-10%**

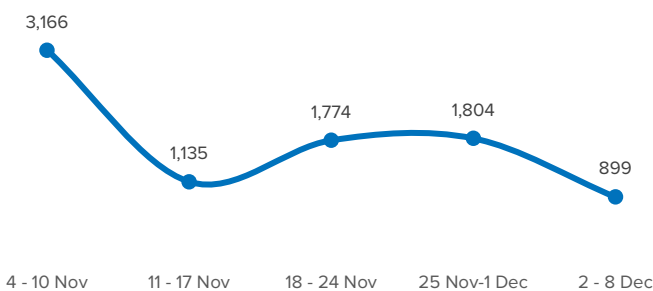
Northwest African maritime (Canary Islands)

42,323
 Arrivals as of 8 Dec 2024²
+15%
 Dif. 2023

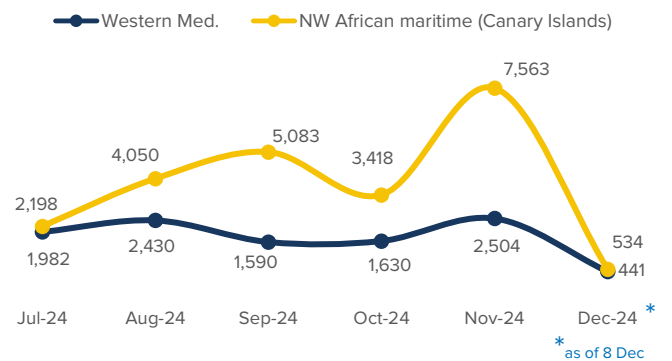
42,323
 Sea Arrivals²
 Dif. 2023: **+15%**

534
 Arrivals Week 49¹
 Dif. last week: **-48%**
 Dif. 2023: **-51%**

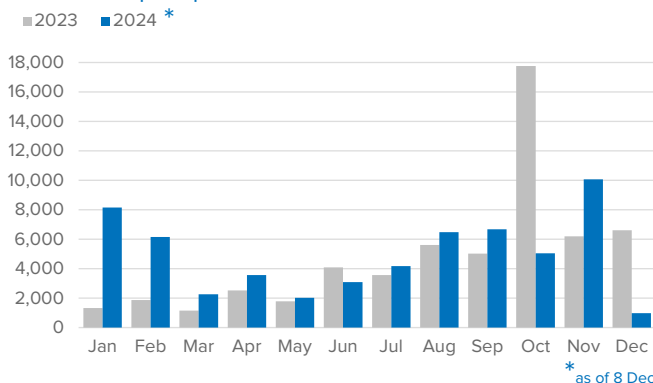
Arrivals in Spain during the last five weeks¹



Arrivals in Spain by route during the last six months²



Arrivals in Spain per month²



Arrivals in Spain per year²

