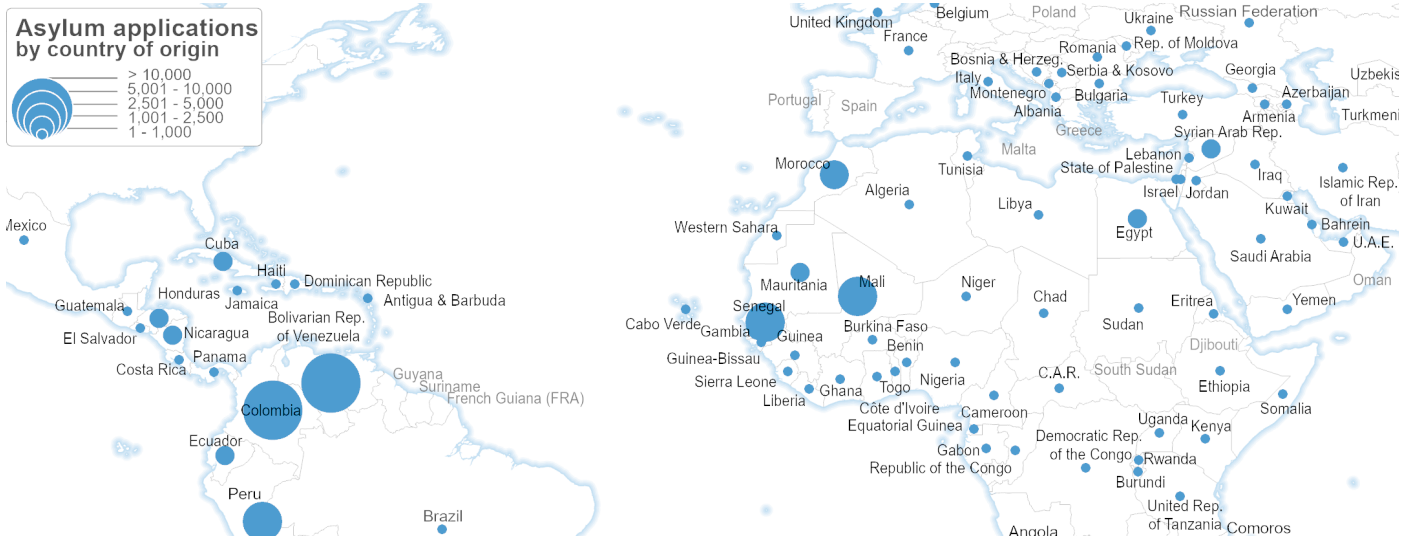


SPAIN ASYLUM APPLICATIONS

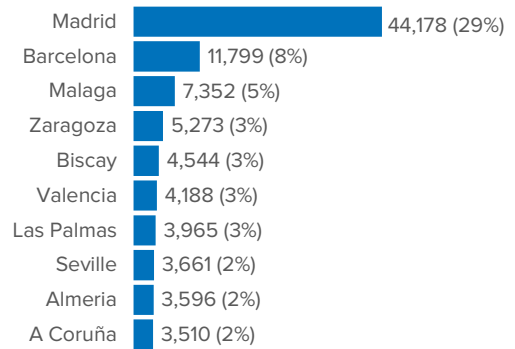
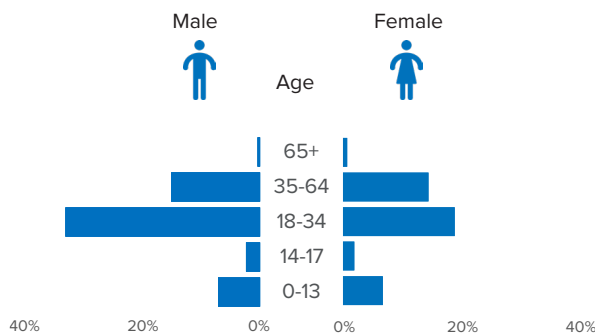
1 Jan - 30 Nov 2024



155,984 New asylum app. until 30 Nov 2024 ↑12% Dif. 2023 13% Recognition rate 50% Protection rate¹ **272,035** Total Pending app.² ↑58% Dif. 2023

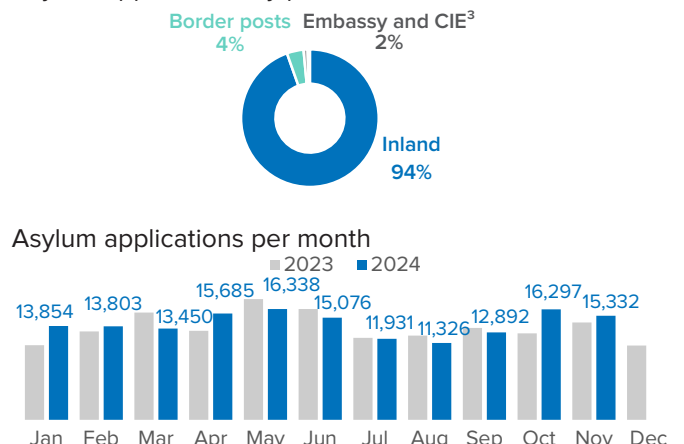
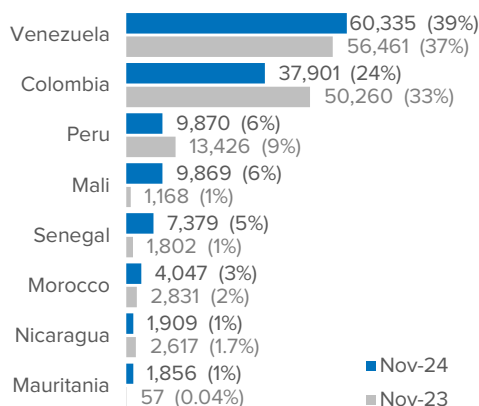
Percentage of asylum applications by gender and age²

Main provinces of asylum applications



Most common nationalities of asylum applicants

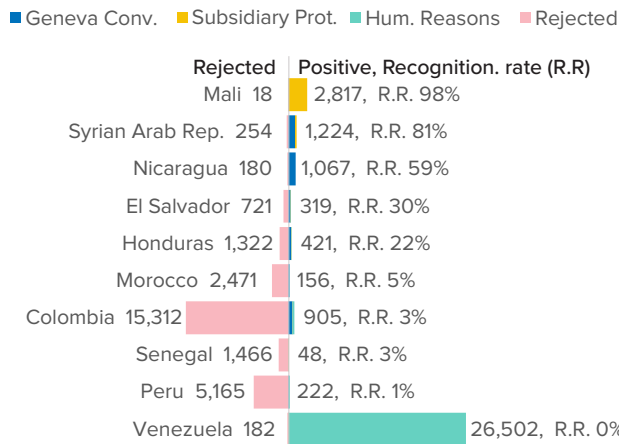
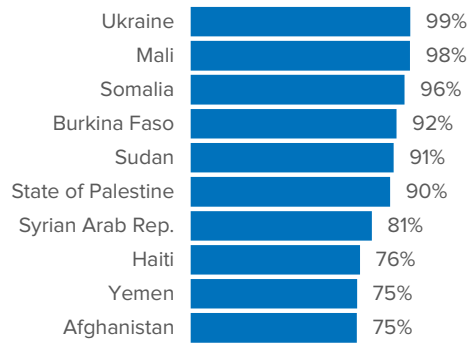
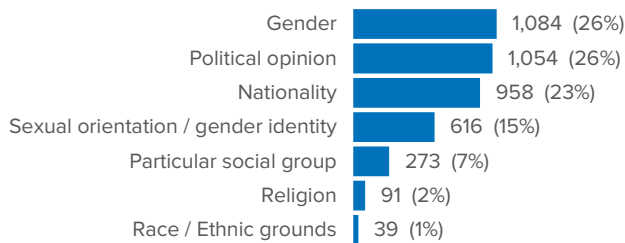
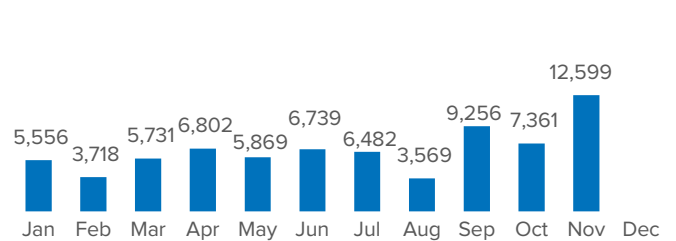
Asylum applications by place of submission



Source: Unless otherwise indicated, provisional figures by the Asylum and Refugee Office, Ministry of Interior, Spain.

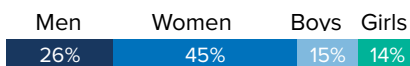
¹Protection rate: Refugee status, subsidiary protection, and humanitarian reasons.

²Eurostat as of Sep 2024 (latest available data at the time of publishing). ³CIE: Removal detention centre.

Eligibility Commission proposals⁴: 73,682

 Countries with highest recognition rate⁵

 Recognition of Geneva Conv. Status by protection category⁴

 Eligibility Commission proposals per month⁴


SPAIN TEMPORARY PROTECTION

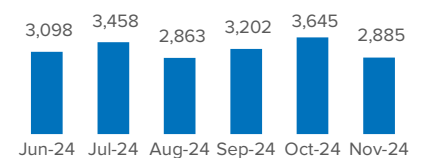
229,113

 Temporary Protection applications
 11 Mar 2022 - 30 Nov 2024


2,885

 Temporary Protection applications
 1 - 30 Nov 2024


Applications (last six months)



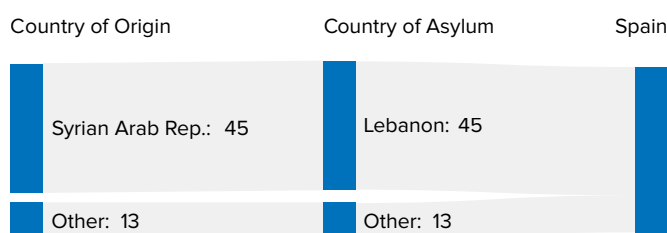
SPAIN RESETTLEMENT 2024⁶

1 Jan - 30 Nov 2024

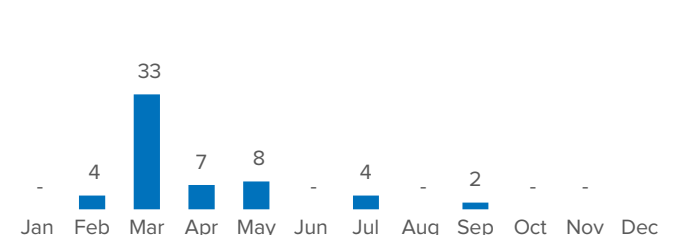
58

 Refugees resettled in Spain⁶


Refugees resettled in Spain by country of origin and country of asylum



Refugees resettled in Spain per month


⁴Proposals by the Interministerial Eligibility Commission recommended to the Minister of Interior.

⁵Only shows countries with at least 17 total proposals.

⁶More information on resettlement: [UNHCR Resettlement Data Finder](#).