

Key Figures

This map is prepared using data from population movement reporting, border monitoring, and regional Syrian returns tracking. It also includes movements of Syrians from Lebanon into Syria following the escalation of hostilities on 23 September 2024, primarily through the border crossing points of Jdaidat Yabous, Al-Dabousiah, and Jousieh.

 **760,894**

Estimated **individual** returns to Syria Since Jan 2016

 **167,321**

Estimated **household** who returns to Syria Since Jan 2016


 **357,406**

Estimated **individual** returns to Syria in 2024

 **81,078**

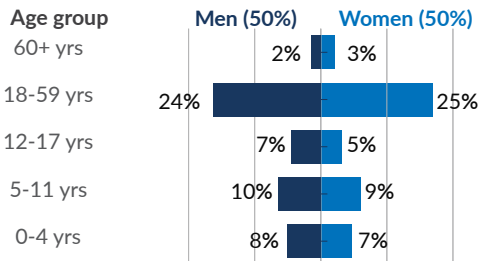
Estimated **household** who returns to Syria in 2024

Age and gender breakdown (Estimated)

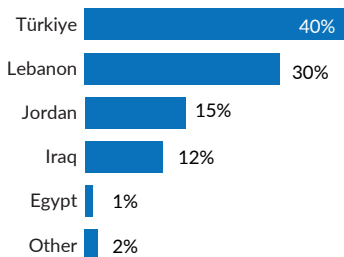
 **376,792**
Female

 **384,102**
Male

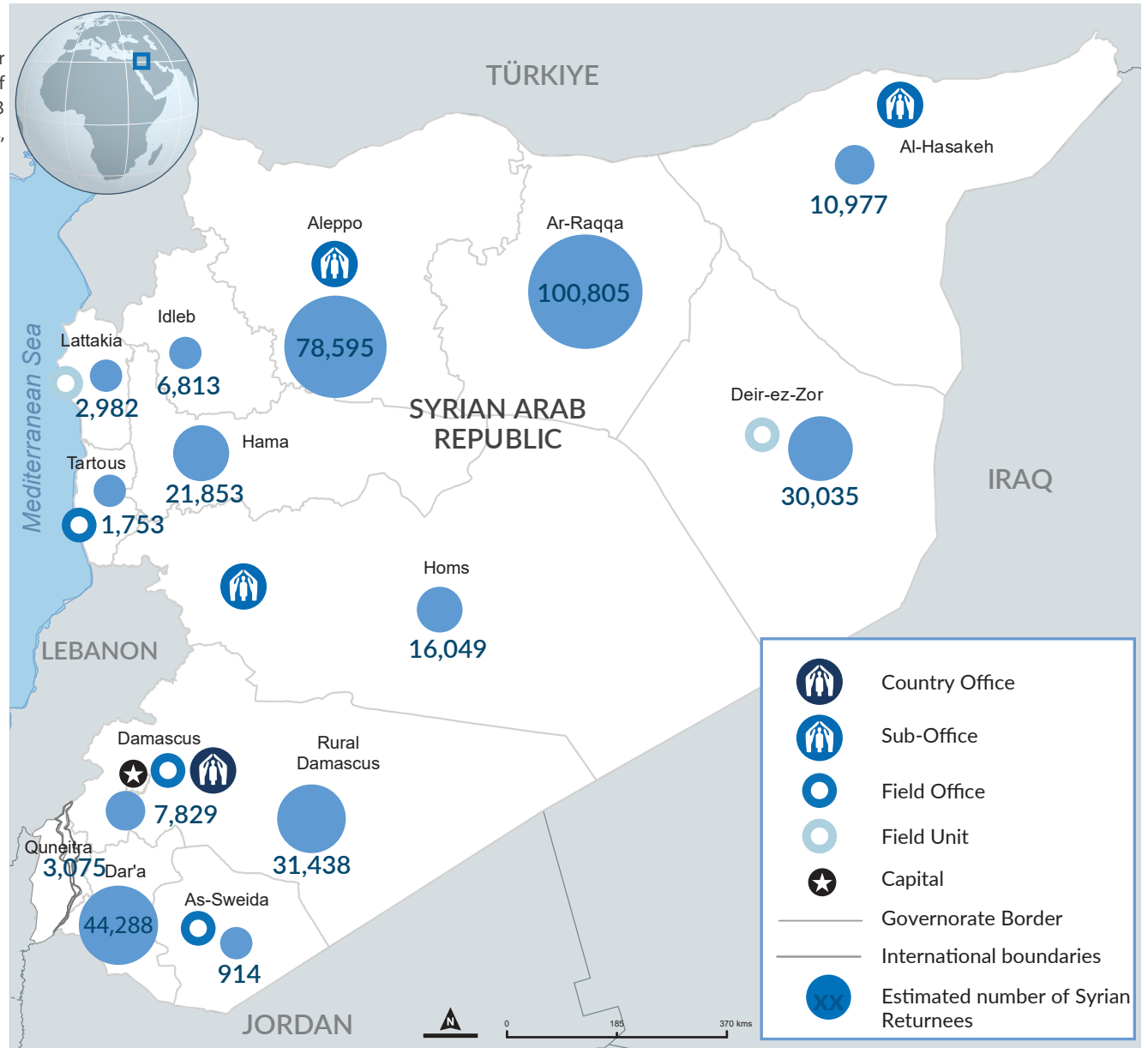
 **339,433**
Children



Country of departure



Syrian returnees population by governorate as of 2024



The boundaries and names shown and the designations used on this map do not imply official endorsement or acceptance by the United Nations.

UNHCR Comprehensive Overview of Response to Emergencies | imsyr@unhcr.org | Sources: UNHCR Population Movement Reporting Tool (PRMT), SARC border monitoring data, UNHCR regional Syrian return dataset

*Figures are subject to future adjustment, should not be considered final.