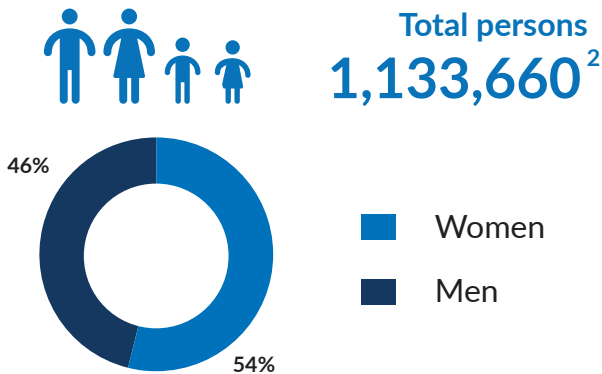


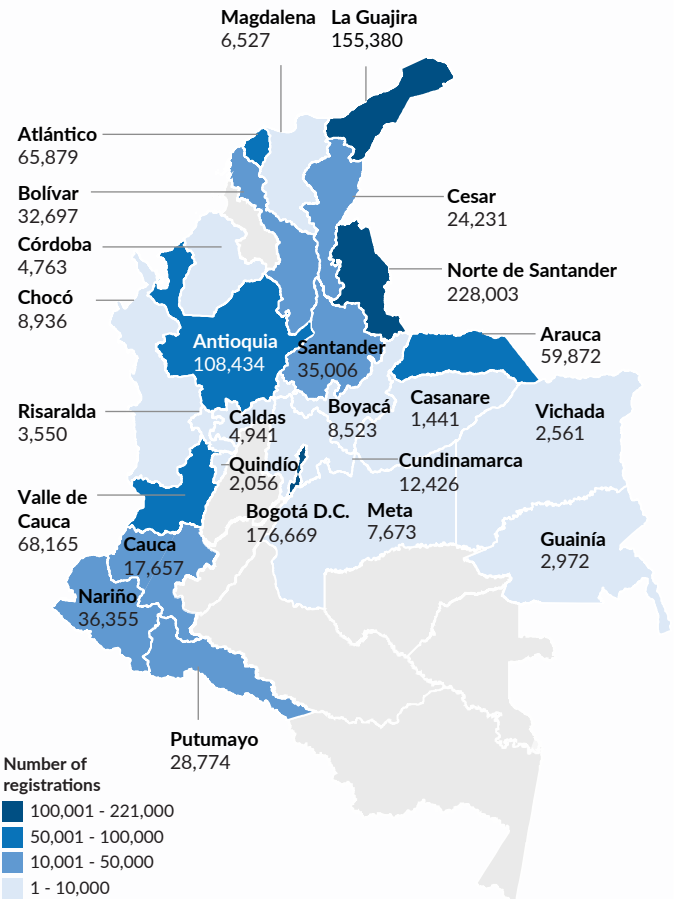
This infographic presents information on individuals registered through Individual Registration and Receptions in the Population Registration and Management Ecosystem (PRIMES) until September 30, 2024<sup>1</sup>. The data includes demographic, geographic, socioeconomic information, the identification of Specific Protection Needs and the assistance provided to the population.

### People registered in PRIMES

54% of the cases registered in PRIMES are women.



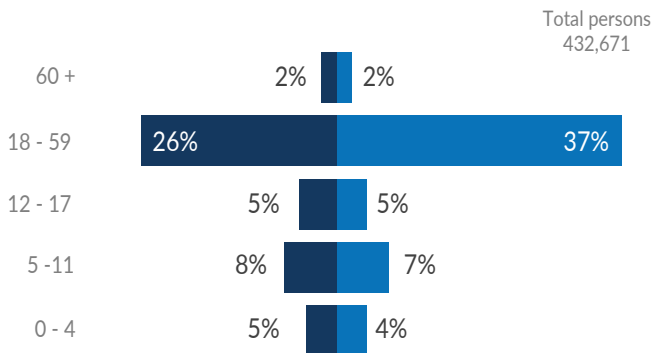
### Map 1: Geographic distribution of registrations



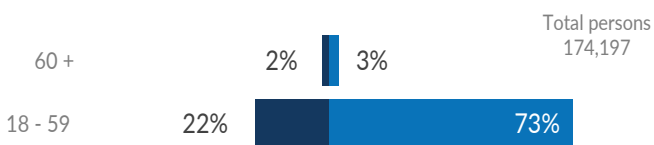
### Age ranges<sup>3</sup>

#### Age ranges of individual registrations

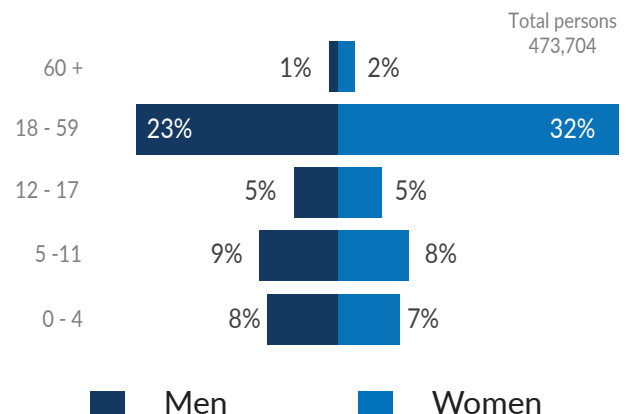
The average age of people registered in PRIMES is 18 - 59 years old.



#### Age ranges of Focal Points in reception records



#### Age ranges of family members in reception records



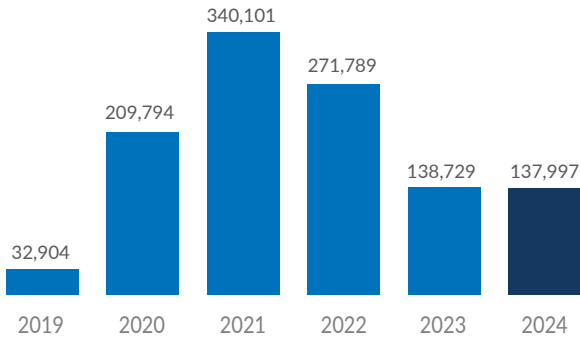
<sup>1</sup> The data corresponds to cumulative figures from 2018 through September 30, 2024.

<sup>2</sup> This should be: The number of persons presented in the statistics does not include deactivated records, such as duplicates and departures. Departures are mainly due to returns or resettlement. In total, there have been 28,333 deactivations since the Colombia operation started using PRIMES in 2018.

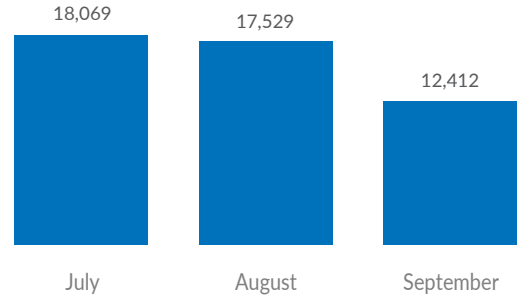
<sup>3</sup> Calculated from the available information of the persons registered individually and the Receptions (pre-registers with the information of the Focal Point and their family group).

**Evolution of PRIMES registrations**

Number of people registered annually between 2019 - 2024

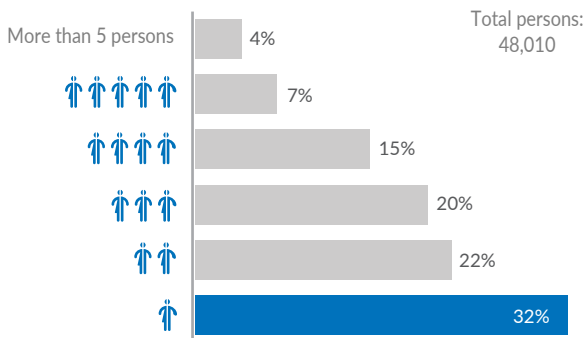


Number of people registered monthly in the third quarter of 2024



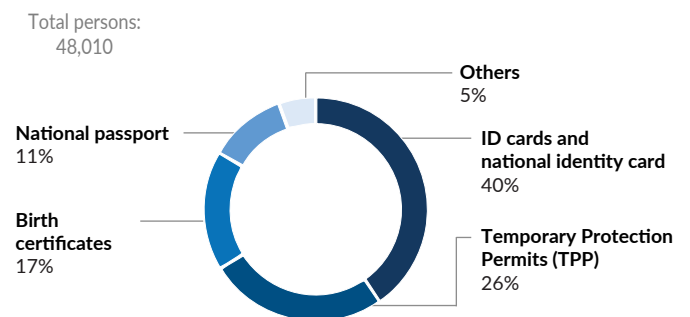
**Average group size**

More than **74%** of the registered groups are made up of groups of 1 to 3 persons.

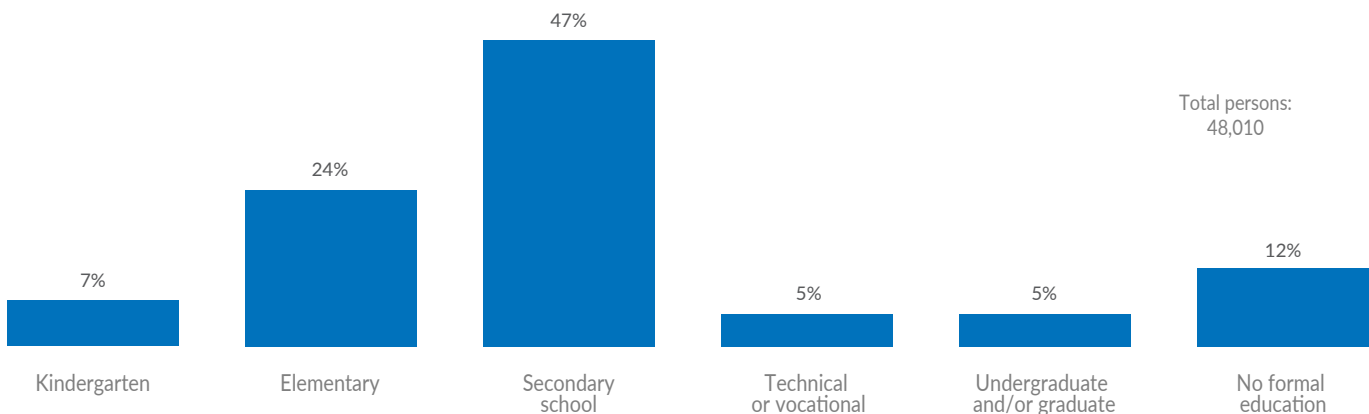


**Documents of the population**

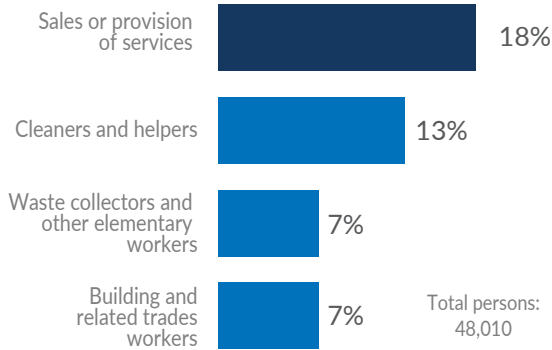
Only **34%** of the total number of people registered in PRIMES possess documentation.



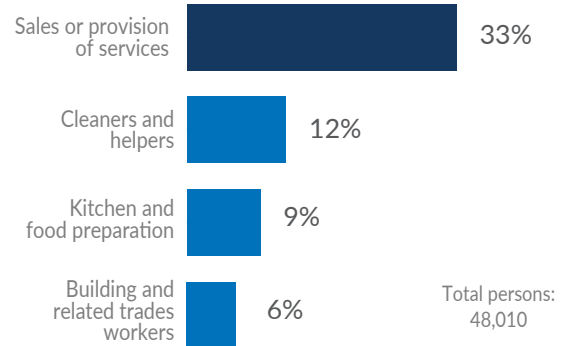
**Educational level of the population**



**Occupation of the population**



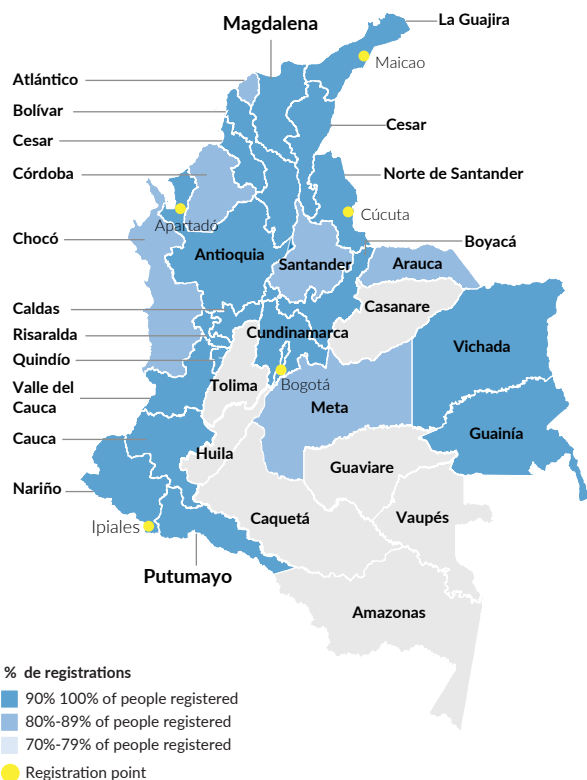
**Occupational skills of the population**



**Movements of people at the departmental and municipal level**

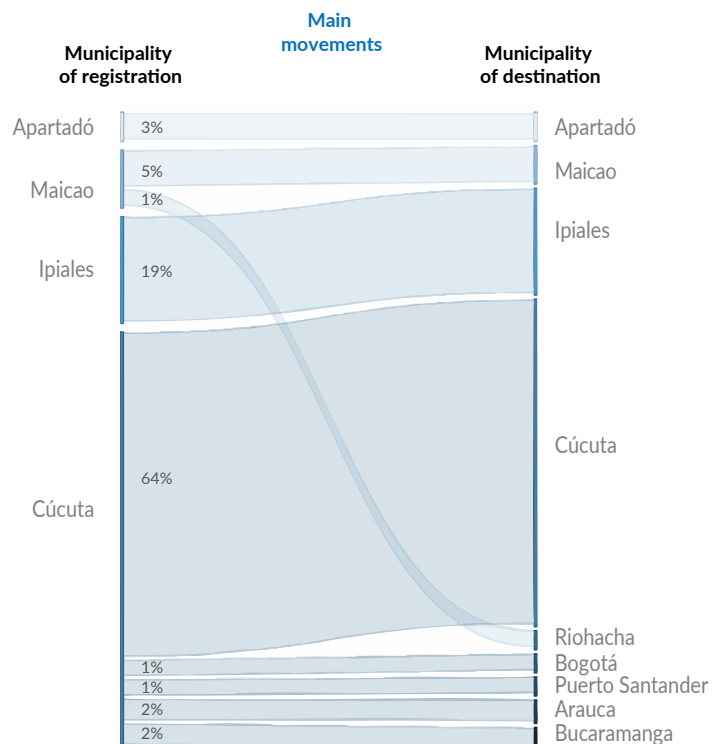
**Map 2: Percentage of people remaining in the department of registration**

**93%** of the people registered continue to reside in the same department where their registration and initial assistance took place. Permanence is **2%** lower than in the previous quarter.



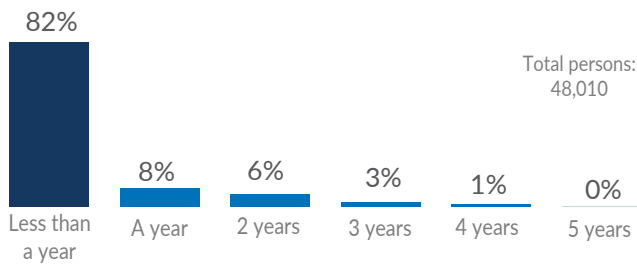
**Relation between municipality of registration and municipality of destination**

**90%** of the people registered in border municipalities tend to stay in these areas. The border municipalities with the highest percentage of permanence are Cúcuta, Ipiales and Maicao. **10%** of those people who relocate typically move to cities such as Bucaramanga and Arauca.

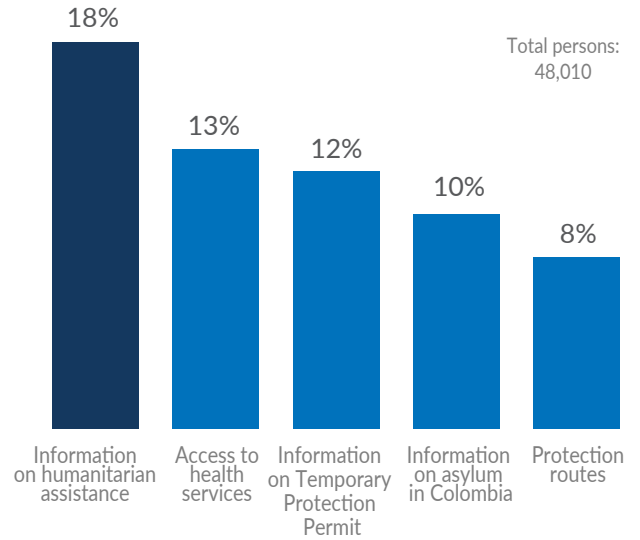


### Contact with registration points

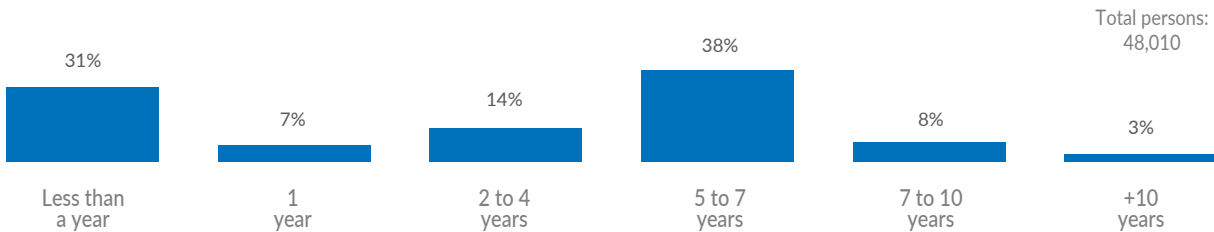
Compared to the previous quarter, there was a slight increase in the number of people reached in less than a year. This shows that **82%** of the people registered in PRIMES for this and the previous quarter, after their first attention, maintain contact with the registration points mainly to obtain information on humanitarian assistance, access routes to health services, ETPV information and on the procedure for the Determination of Refugee Status in Colombia.



### Primary topics of consultation and key information provided to the population



### Time spent in Colombia



### Specific Protection Needs (SPNs)

The identification of Specific Protection Needs in PRIMES enables the activation of protection routes and referral processes. The main SPNs identified are:

36%



**Unmet basic needs:** A person who is unable to achieve, despite existing livelihood opportunities (whether formal or informal), a minimum standard of living, including access to food, clothing, sanitary materials, housing/shelter, water, sanitation and medical care.

21%



**Without valid documentation:** Person without regular documentation in Colombia.

15%



**No access to services:** A person deprived of access to services, such as assistance distribution, medical care or legal services, that are otherwise available to the community and/or individuals.

3%



**Children and Adolescents at risk of not attending school:** Persons under 18 years of age at risk of interrupting or suspending their studies.

3%



**Single head of household - father/mother:** Single-parent household (paternal or maternal head of household), with one or more biological children all under 18 years old.

Total persons: 48,010