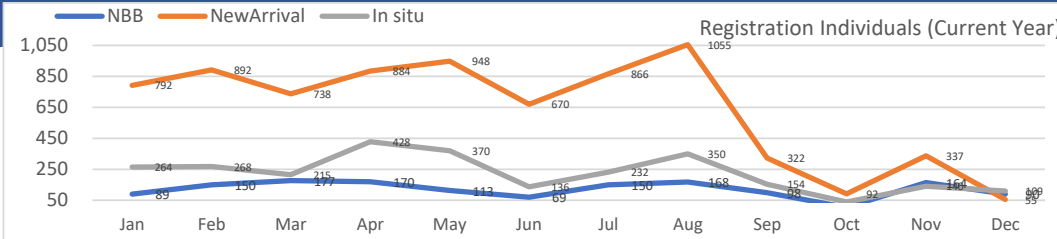




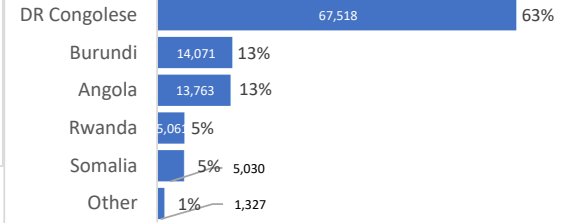
Zambia Country Statistical Report 31 December 2024

Total Population **106,770**
Households **22,244**

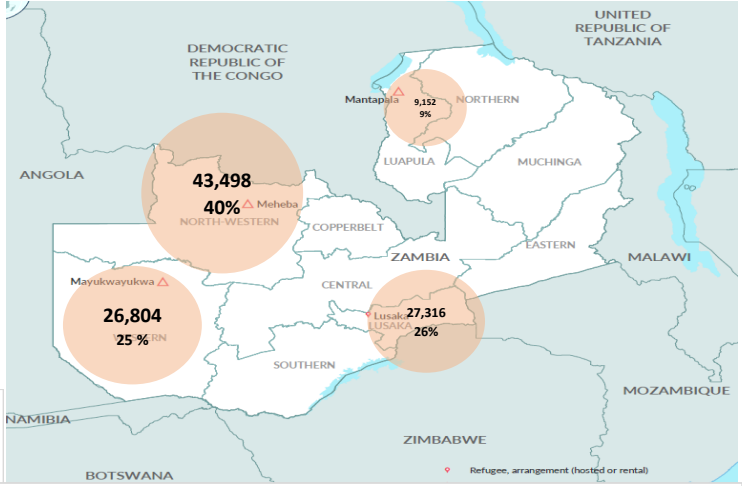
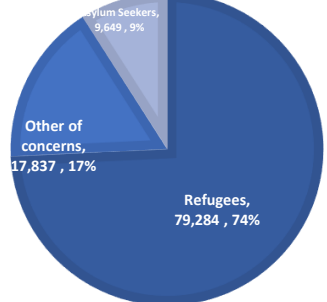
Year -2024
Total Births **1,442**
New Arrivals **7,651**
In situ **2,705**
Total Reg. 2024 **11,798**



Population By Nationality

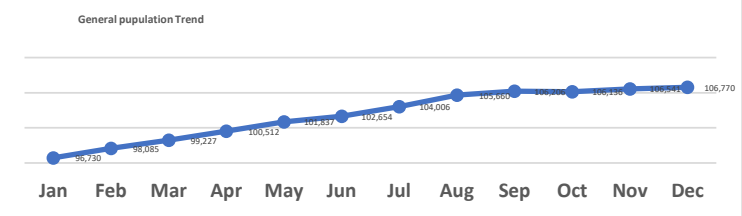
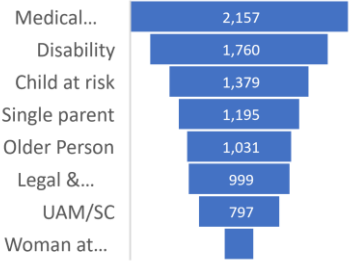


Population By Legal Status



- Pop. in Settlements **74%**
- Pop. in Urban **26%**
- Women & Children **57%**
- Elderly **3%**

Specific Needs - Top 8



Location	Female					Male					Total	Grant Total	
	00 - 04	05 - 11	12 - 17	18 - 59	60+	00 - 04	05 - 11	12 - 17	18 - 59	60+			
Urban	900	1,644	1,393	5,467	267	9,671	969	1,612	1,747	12,908	409	17,645	27,316
Mantapala	829	1,029	786	1,827	136	4,607	816	1,068	743	1,802	116	4,545	9,152
Mayukwayukwa	1,414	2,357	1,626	5,884	344	11,625	1,502	2,349	1,688	9,073	567	15,179	26,804
Meheba	2,113	4,285	3,541	9,495	583	20,017	2,133	4,167	3,507	12,907	767	23,481	43,498
Grand Total	5,256	9,315	7,346	22,673	1,330	45,920	5,420	9,196	7,685	36,690	1,859	60,850	106,770
Percentages	11%	20%	16%	49%	3%	43%	9%	15%	13%	60%	3%	57%	

Locations	Nationalities	Refugees	Asylum Seekers	Former Refugees	Grand Total
Meheba Settlement	DR Congolese	26,314	826	0	27,140
	Burundi	4,201	70	0	4,271
	Angolan	0	0	6,583	6,583
	Somali	1,587	135	0	1,722
	Rwandan	438	7	3,209	3,654
	Others Nat.	118	10	0	128
Sub Total		32,658	1,048	9,792	43,498
Mayukwayukwa Settlement	DR Congolese	16,849	82	0	16,931
	Burundi	2,486	32	0	2,518
	Angolan	0	0	7,146	7,146
	Rwandan	56	0	137	193
	Others Nat.	8	0	0	8
	Somali	7	1	0	8
Sub Total		19,406	115	7,283	26,804
Urban	DR Congolese	10,314	3,982	0	14,296
	Burundi	4,225	3,057	0	7,282
	Somali	2,951	349	0	3,300
	Rwandan	478	8	728	1,214
	Angolan	0	0	34	34
	Others Nat.	891	299	0	1,190
Sub Total		18,859	7,695	762	27,316
Nchelenge Mantapala	DR Congolese	8,361	790	0	9,151
	Burundi	0	0	0	0
	Others Nat.	0	1	0	1
Sub Total		8,361	791	0	9,152
TOTAL		79,284	9,649	17,837	106,770

Total Refugees & Asylum seekers **88,933**
Total Angolan and Rwandan former refugees **17,837**
Self-Settled population has been remove from stats from 1 December 2022

Data source COR (proGres)