SPAIN Weekly snapshot - Week 51 (16 - 22 Dec 2024)

The charts below are based on figures from the Ministry of Interior and UNHCR estimates. All figures are provisional and subject to change

Refugees & migrants: sea and land arrivals in week 51[1]

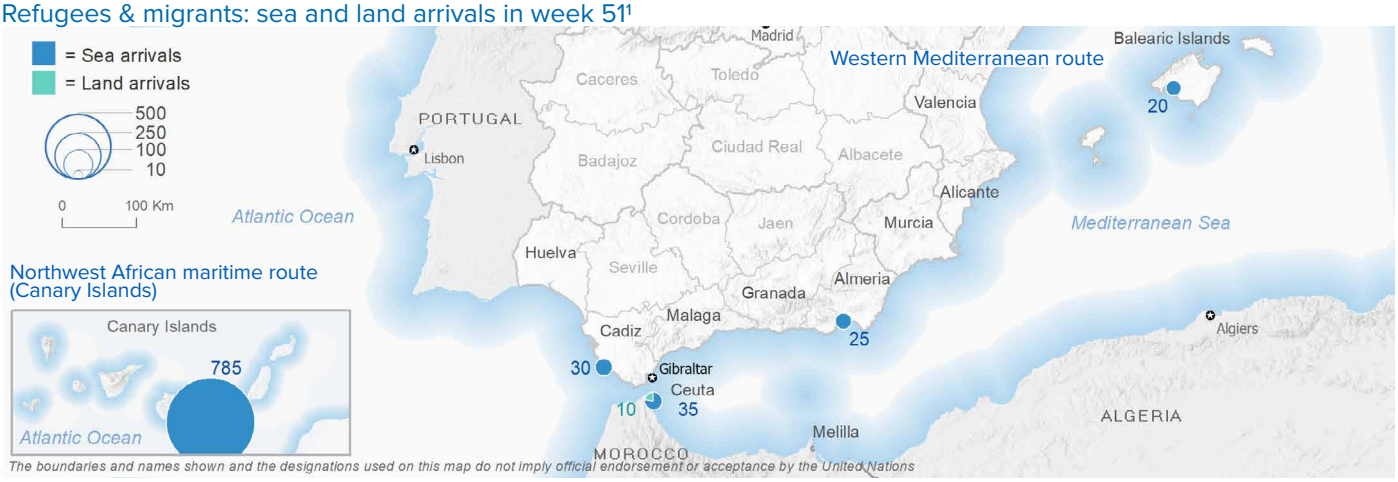

Arrivals in Spain

61,125 Arrivals as of 22 Dec 2024[2]

+10% Dif. 2023

60,654 Sea Arrivals[2]
Dif. 2023: +10%

471 Land Arrivals[2]
Dif. 2023: +2%

905 Arrivals Week 51[1]
Dif. last week: -40%
Dif. 2023: -39%

Western Mediterranean

16,658 Arrivals as of 22 Dec 2024[2]

-0.2% Dif. 2023

16,187 Sea Arrivals[2]
Dif. 2023: -0.2%

471 Land Arrivals[2]
Dif. 2023: +2%

121 Arrivals Week 51[1]
Dif. last week: -35%
Dif. 2023: -70%

Northwest African maritime (Canary Islands)

44,467 Arrivals as of 22 Dec 2024[2]

+14% Dif. 2023

44,467 Sea Arrivals[2]
Dif. 2023: +14%

784 Arrivals Week 51[1]
Dif. last week: -41%
Dif. 2023: -28%

Arrivals in Spain during the last five weeks[1]

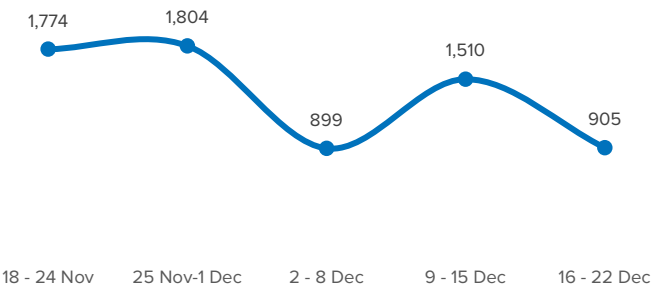

Arrivals in Spain by route during the last six months[2]

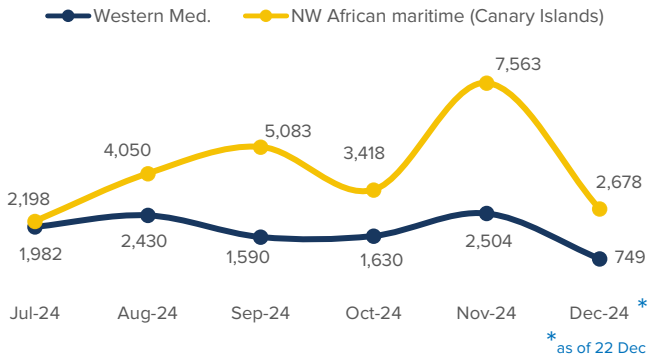

Arrivals in Spain per month[2]

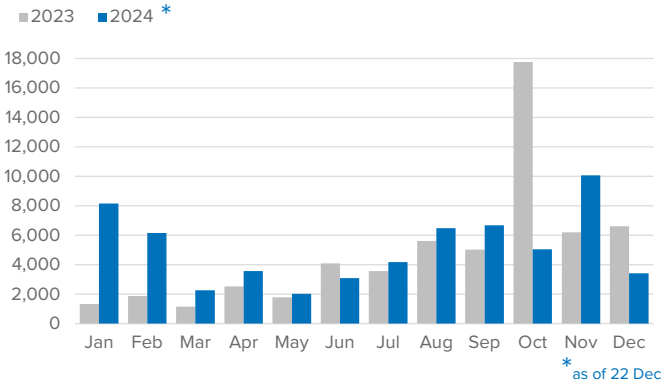

Arrivals in Spain per year[2]

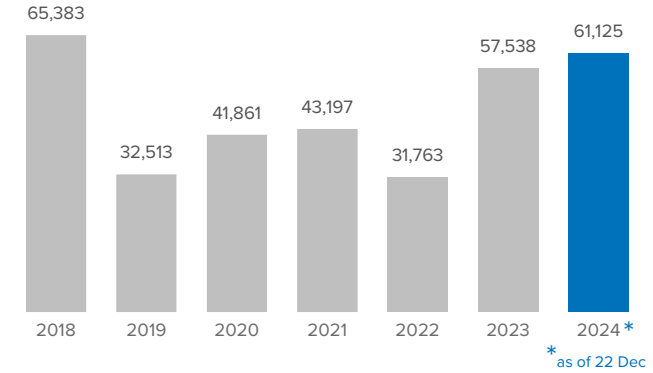

UNHCR / 7 Jan 2025
Source: UNHCR Spain data portal
[1]Based on UNHCR estimates.
[2]Based on figures from the Spanish Ministry of Interior and UNHCR estimates.