UNHCR Burundi Operations
Overview

December 2024

UNHCR
The UN Refugee Agency

REPUBLIC OF BURUNDI
Operation overview

TOTAL POPULATION

354 000

89 000

refugees in camps and urban areas

2 100

asylum seekers

254 100

assisted returnees

7 900

internally displaced persons

800

persons at risk of statelessness

Statistics as of **31 December 2024** or lastest available

OPERATION OVERVIEW

While the number of people for whom UNHCR has been entrusted with a responsibility by the international community to protect and assist in Burundi continues to increase, the UN Refugee Agency faces an unprecedented funding gap. As of 31 December 2024, there were **353 900** persons needing life-saving aid, while the funding levels stood at only **37%**.

PEOPLE OF CONCERN

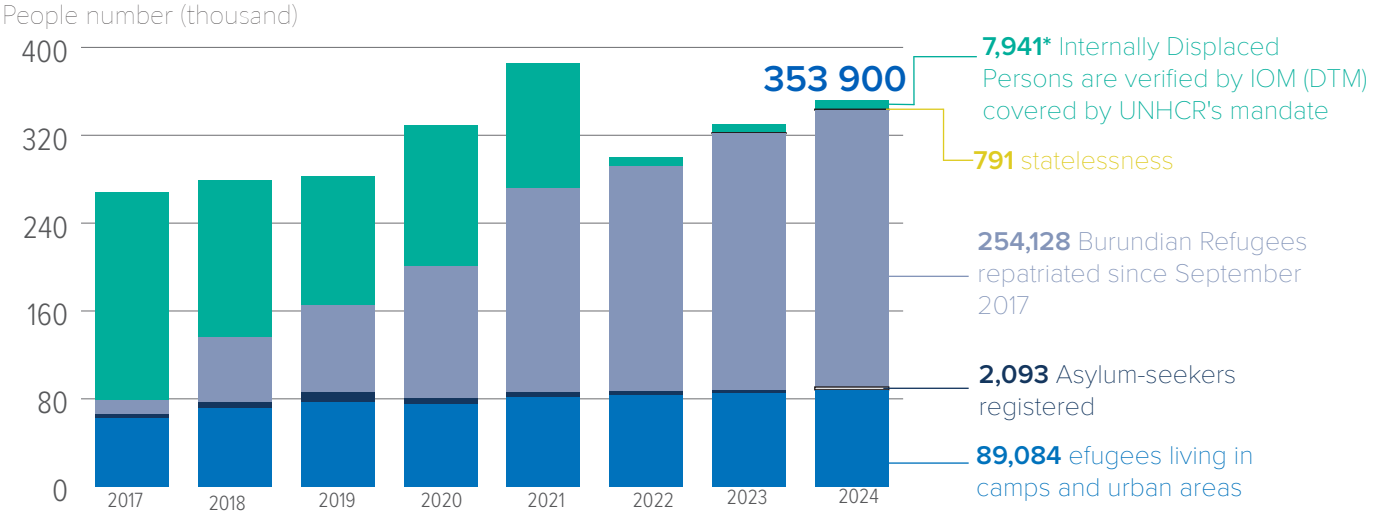

*The 7 941 IDP figure refers to the IDPs of concern to UNHCR. This figure has been revised down from the total 86 159 IDPs precedently reported in Burundi (IOM/DTM), most displaced due to natural disasters.

FUNDING

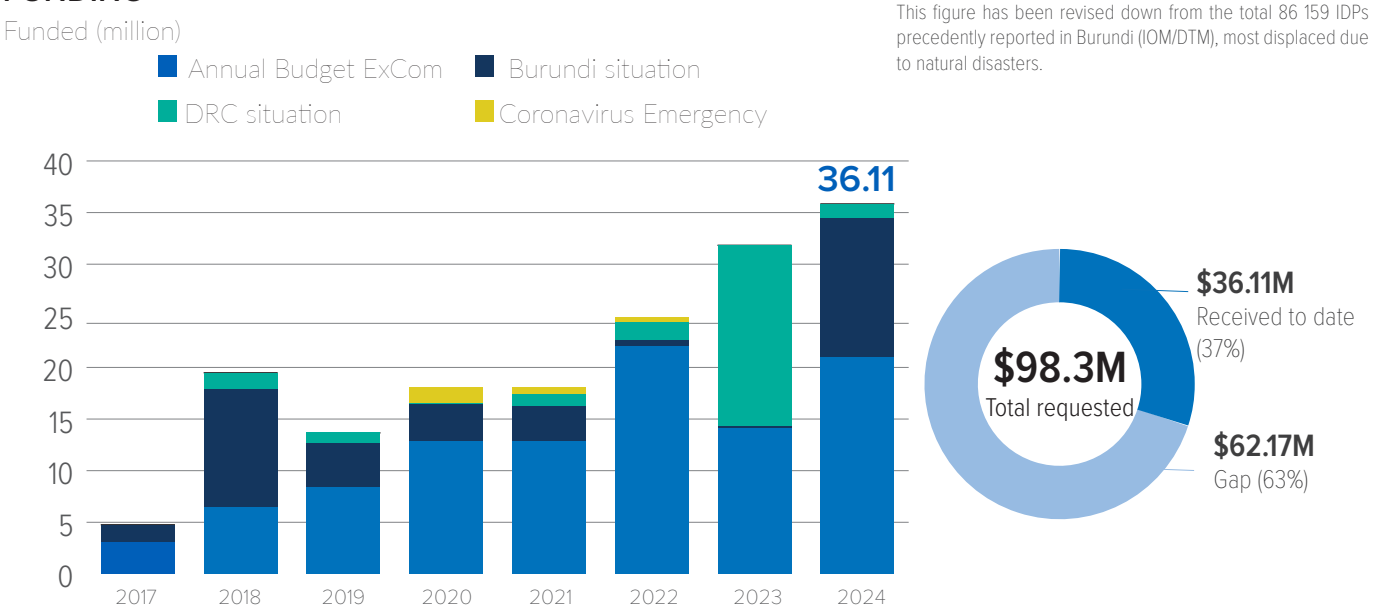

STAFFING

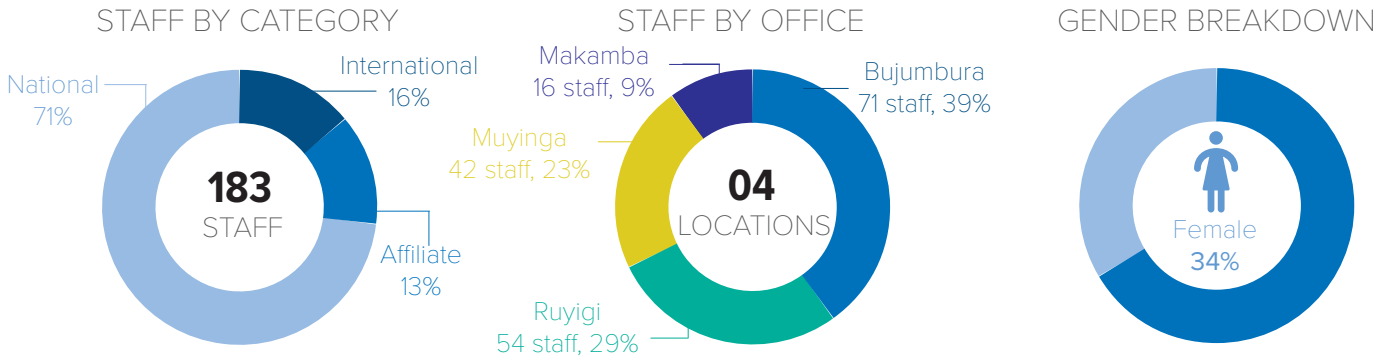

Summary by Donor | 2017 - 2024

	Funded							
Donor	**2017**	**2018**	**2019**	**2020**	**2021**	**2022**	**2023**	**2024**
United States of America	3,000,000	11,223,930	10,142,000	15,558,850	11,915,753	16,196,566	16,696,672	25,067,515
Republic of Korea	-	200,000	100,000	-	-	450,000	4,000,000	1,415,231
ECHO	-	-	-	1,250,000	1,250,000	1,250,000	1,250,000	1,250,000
Priv. Donors in China	-	-	-	-	-	-	-	830,087
Germany	-	-	-	-	1,242,246	2,713,349	317,692	804,552
Priv. Donors in Denmark	-	-	-	-	-	-	1,736,781	565,941
European Union	-	-	-	1,439,429	1,483,671	4,109,415	2,634,040	417,197
Canada	-	-	-	-	-	261,643	130,822	182,749
Monaco	-	-	-	-	-	-	103,413	110,132
Priv. Donors France	-	-	-	-	-	746	1,004	964
African Development Bank	-	589,667	825,533	-	-	-	-	-
Belgium	696,428	156,814	-	-	-	-	-	-
Central Emergency Response Fund	-	2,527,999	150,092	-	1,200,231	-	-	-
China	-	-	-	-	14,761	-	-	-
Denmark	-	-	-	-	-	-	275,060	-
Emirates Red Crescent	-	-	-	230,000	-	-	-	-
France	434,311	580,720	200,000	284,414	293,083	-	873,362	-
Japan	-	1,500,000	-	-	627,809	-	2,400,000	-
Joint United Nations Programmes on HIV/AIDS	25,000	-	-	-	64,200	80,000	-	-
KOICA	-	-	-	-	-	450,000	-	-
Priv. Donors Hong Kong	-	-	-	-	-	191,000	-	-
Priv. Donors Italy	-	-	-	-	-	341,402	277,308	-
Priv. Donors Switzerland	-	-	-	-	-	439	-	-
Priv. Donors Thailand	-	31,846	-	-	-	-	-	-
Sweden	583,363	1,539,978	827,267	-	-	-	-	-
United Kingdom of Great Britain and Northern Ireland	-	-	522,104	519,519	-	54	-	-
United Nations Great Lakes Regions Cross-Border Fund	-	169,359	-	-	-	-	-	-
United Nations Peacebuilding Fund	-	933,333	466,667	-	-	-	-	-
UNO-Fluechtlingshilfe	-	-	-	-	-	413,039	-	-
USA for UNHCR	-	-	-	-	-	-	500,025	-
World Food Programme	-	23,891	423,573	17,482	-	-	-	-
Sub-Total	**4,739,102**	**19,477,537**	**13,657,236**	**19,299,694**	**18,091,754**	**26,457,654**	**31,196,179**	**30,644,368**
Indicative allocation of funds and adjustments						2,567,355	1,316,547	7,559,315
Grand Total						**29,025,009**	**32,512,726**	**38,203,683**

Key figures

91,177 *Refugees and asylum seekers*

89,084 *Refugees*

2,093* *Asylum seekers*

65,212** *registered by BIMS*

Breakdown of refugees and asylum seekers by gender and age

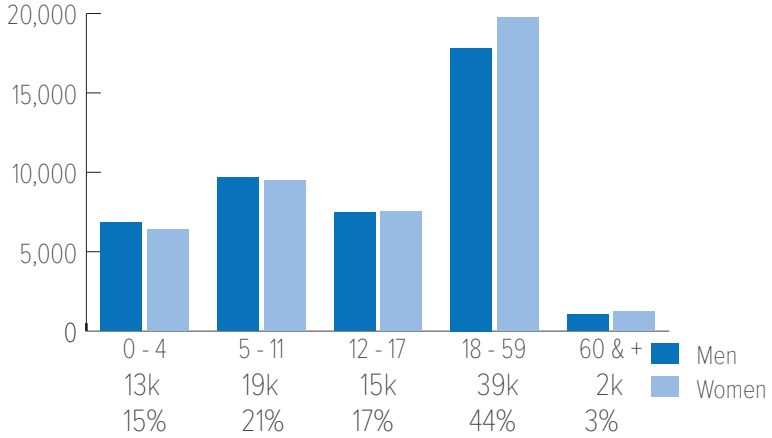

27% ***Boys*** *below 18 years*

26% ***Girls*** *below 18 years*

21% ***Men*** *over 18 years*

23% ***Women*** *over 18 years*

3% *are elderly*

Refugees by location type

Location	Number	Percentage
Urban	33,525	37%
Kavumu	18,621	20%
Nyankanda	11,843	13%
Bwagiriza	9,514	11%
Musasa	8,572	9%
Kinama	7,071	8%
Musenyi	2,031	2%
Grand Total	**91,177**	

33,525 *Urban*

57,652 *in the camps*

Refugees by country of origin

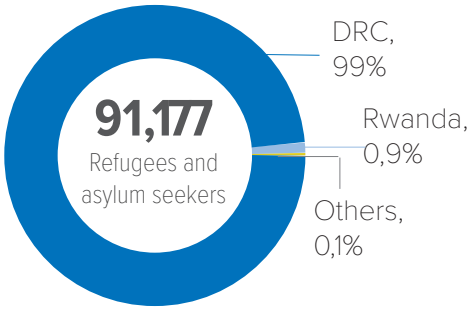

Donor and country contributions

Co-funded by European Union

WORLD DIABETES FOUNDATION

Refugee camps and urban areas

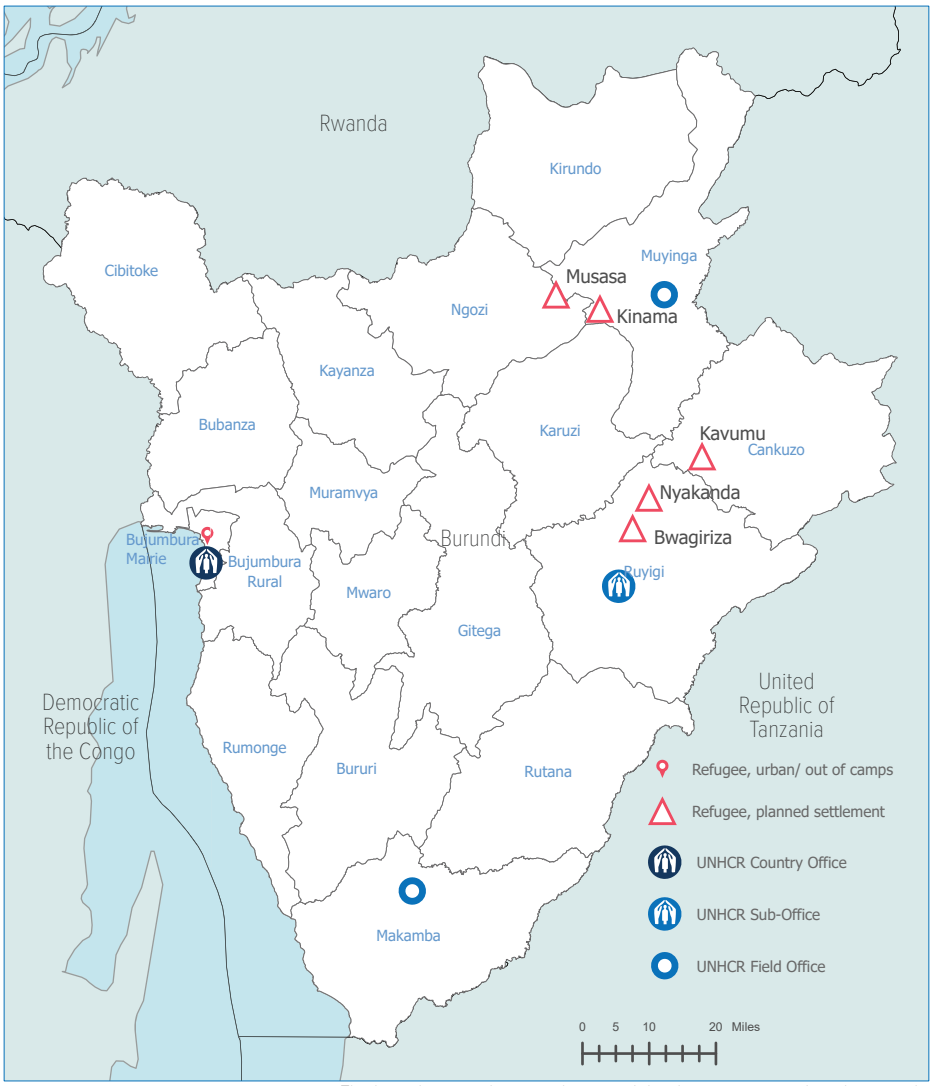

The boundaries and names shown and the designations used on this map do not imply official endorsement or acceptance by the United Nations.

* They are mainly in urban areas.
** More than 3/4 of the people who are not fingerprinted are children under the age of 5 (as this is not a requirement).

Burundian voluntary repatriation

as of 31 December 2024

HIGHLIGHTS

UNHCR and partners have been facilitating the voluntary repatriation of Burundian refugees since 2017. These refugees have been returning after making free and informed decisions. More than 254 128 Burundian refugees had been recorded as having returned by the end of December 2024. Most are from Tanzania, Rwanda, the Democratic Republic of the Congo, Kenya, and other countries. These returns take place under the framework of the Tripartite Agreements between the Government of Burundi, the Governments of countries of asylum, and UNHCR, with all parties having committed to respect the voluntary nature of these returns.

Key figures

254,128
since 2017

20,081
in 2024 (126 convoys and flights)

828
convoys and flights (since 2017)

Breakdown by gender and age

49% *men*

51% *women*

56% *children*

Returnees by country of asylum

Countries of asylum	2024	Since 2017
Tanzania	13,879	178,693
Rwanda	125	32,251
D. R. Congo	2,182	19,579
Uganda	1,285	16,786
Kenya	2,432	5,786
Mozambique	12	219
Others	161	888
TOTAL	**20,081**	**254,128**

Reintegration package (for 3 months)

Non-Food Items
Basic NFI (kitchen set, soap, blankets, loincloths for women, jerrycans, buckets, mosquito nets, plastic mat, plastic sheet, flannel, travel bag, ...) provided by UNHCR.

Food assistance
Food rations for 3 months provided by WFP (beans, oil, corn flour, salt).

Cash grant
Cash assistance provided by UNHCR through mobile cash. The equivalent of 200 USD (560,778 BIF) per person.

Secondary trans.
The returnees are transported to their return commune then the returnee covers transport to the hills.

Burundian refugees in the region

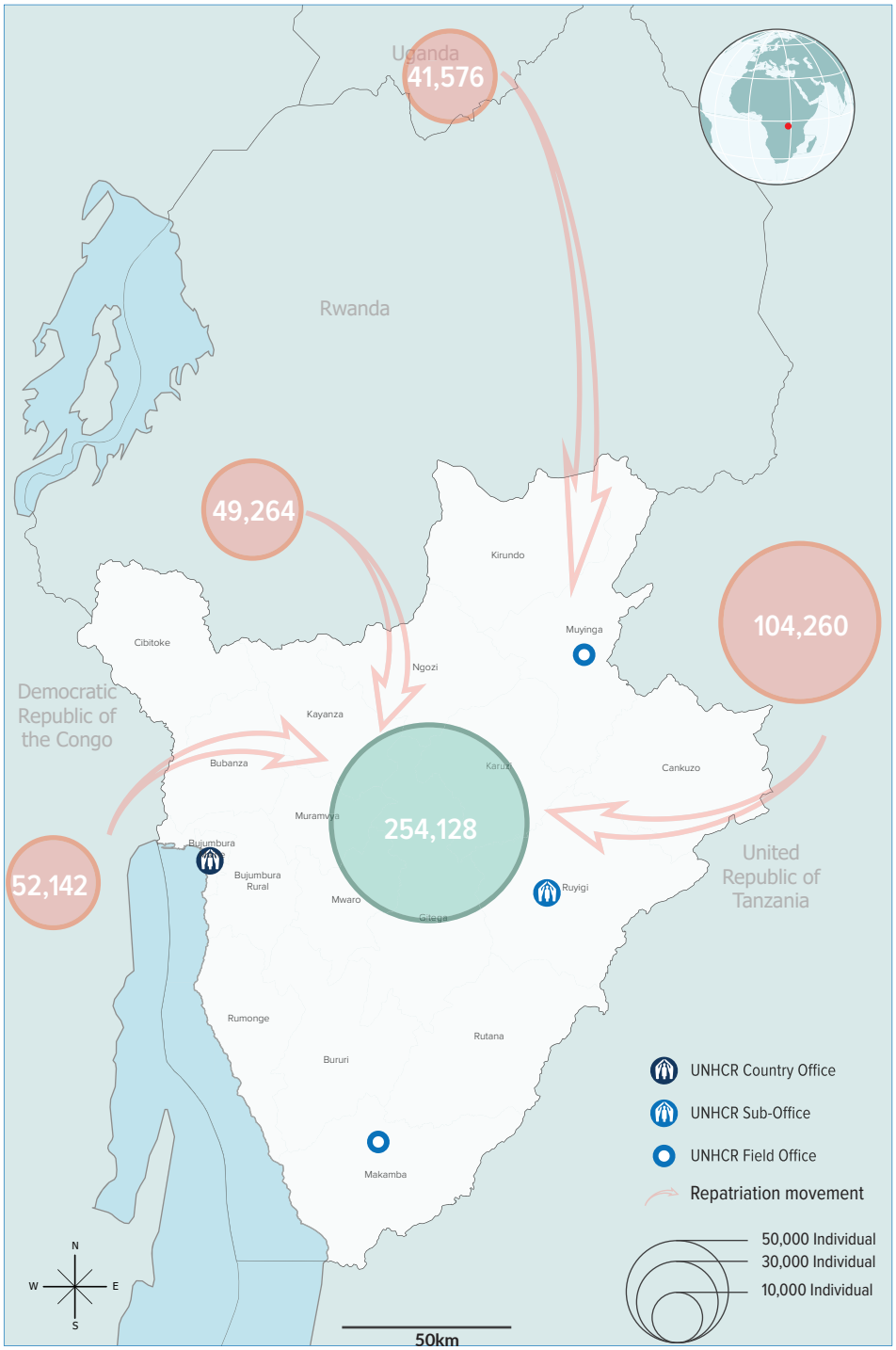

The boundaries and names shown and the designations used on this map do not imply official endorsement or acceptance by the United Nations.

Donor and country contributions

Co-funded by European Union

WORLD DIABETES FOUNDATION

KOICA Korea International Cooperation Agency

Since 2017, UNHCR has supported the voluntary repatriation of over 254 000 returnees, including 65,000 in 2021, 21,788 in 2022 and 26,486 in 2023. Upon the arrival of returnees in their province of return, UNHCR and its partners conduct follow-up activities to review their level of reintegration. Monitoring data indicates a low capacity of returnees to access essential social services, which makes some refugees reluctant to return. Despite efforts by the Government of Burundi with support from humanitarian and development actors, access to housing, land, and employment remains a significant challenge. For example, over 78% of returnees are not satisfied with their level of food security. Nevertheless, there have been improvements in the security and justice sectors (land dispute resolution) compared to previous years.

MEASURABLE RESULTS BY SECTOR

PROTECTION

The respondents reported that at least 90% of adults in households have national identity cards. 80% of children received birth certificates in 2023 (compared to 75% in 2023), a significant improvement resulting from registration campaigns.

EDUCATION

29% of the children who arrived this year, compared to 57% in 2023, are enrolled in school. The observed decrease is due to the fact that the majority of children arrived during the second semester and experienced difficulties in enrolling and adapting to the Burundian education system.

HEALTH

40% of returnee households do not have a health insurance card compared to 68% in 2023. 80% of returnee children arriving in 2024 are vaccinated against measles from asylum countries. The major challenge is accessing quality healthcare services in the return areas.

WATER, HYGIENE AND SANITATION

79% of households in 2024 reported having access to safe water. More than 86% of them find water within two kilometers. During the drought period, there is an increased need for containers to store sufficient quantities of water at the household level.

SHELTER

39% of returnees live in their own homes. 34% live in rented houses; 78% of this group are in Cankuzo, Rutana, Makamba and Muyinga provinces. The returnee community is in great need of support in terms of shelter kits and building materials.

FOOD SECURITY

54% of returnee households eat only once a day. 84% of the returning households reported never having received food aid after the one they received upon arrival at the transit center.

ACCESS TO LAND

In 2024, 40% of repatriated households used their cash allowance for the acquisition of land (fields), but only 32% were able to practice farming during the last cropping season. The challenges are the lack of seeds and agricultural tools.

LIVELIHOODS

80% of returnee households report living on less than USD 1 per month on average. Many returnees living in border areas cross the border back and forth to engage in temporary labor.

DONORS

Co-funded by European Union

KOICA Korea International Cooperation Agency