



ZAMBIA PROTECTION SECTOR 5Ws*

Report as of 30 November 2024

Organization

MonthYear

Province, District

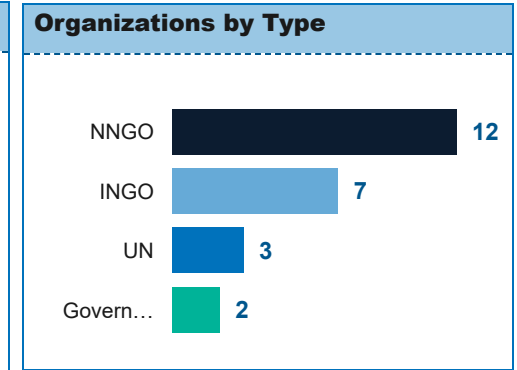
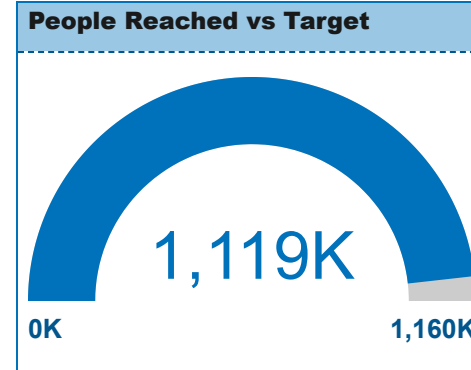

All

All

All

Clear all slicers

5Ws Data



● Children ● PwD* - Children ● Male ● Female ● PwD* - Adults

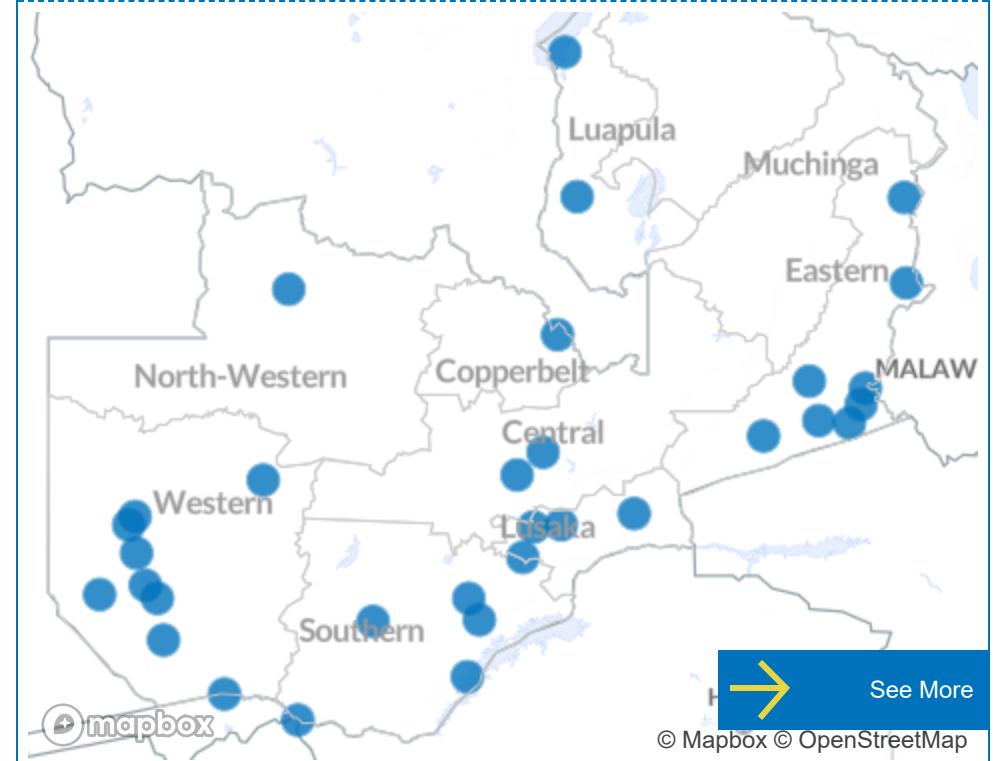


Response Indicators*

Response Indicator	People Reached
Ind 1: # targeted adolescents and young people receiving SRH/HIV/GBV information and referrals	119,399
Ind 2: # of targeted women, girls and boys provided with risk mitigation, prevention and/or response interventions to address gender-based violence	415,987
Ind 3: # of targeted people, including girls and boys, who have received individual case management and/or protection referrals	144,883
Ind 4: # of children and adults who have access to a safe channels to report sexual exploitation and abuse	310,515
Ind 5: # of people receiving cash for protection	120,608
Ind 6: # of staff from government, including local authorities and other partners capacity built on protection emergency response including disaster risk reduction	24,475
Ind 7: # of targeted children provided with protection services to prevent and respond to child exploitation, abuse and violence	417,748
Ind 8: # of members of the communities who have been reached with protection awareness raising activities and community based protection strengthening	23,207
Total	1,118,946

* Indicator calculation criteria: The total *People Reached* is calculated by summing the highest values by district for indicators 1, 2, 3, 4, and 8, and adding the overall totals for indicators 5, 6, and 7.

Organizations Geographic Coverage



The boundaries and names shown, and the designations used on this map do not imply official endorsement or acceptance by the United Nations.

*5Ws (Who's doing What, Where, When and for Whom)

* Persons with Disabilities

Creation Date : 07/12/2024

Source: Humanitarian and Government organizations

Feedback: malena@unhcr.org

Information Management: kambobe@unhcr.org